

# Medical Education and Research Cost (MERC) Distribution

ANNUAL REPORT 2024

06/03/2024

## **Medical Education and Research Cost (MERC) Distribution 2024**

Minnesota Department of Health  
Office of Rural Health & Primary Care  
PO Box 64882  
St. Paul, MN 55164-0882  
651-201-3566  
[health.merc@state.mn.us](mailto:health.merc@state.mn.us)  
[www.health.state.mn.us](http://www.health.state.mn.us)

As requested by Minnesota Statute 3.197: This report cost approximately \$2,000 to prepare, including staff time, printing, and mailing expenses.

*Upon request, this material will be made available in an alternative format such as large print, Braille, or audio recording.  
Printed on recycled paper.*

# Contents

- Medical Education and Research Cost (MERC) Distribution.....1**
- Background..... 4
- Reporting ..... 4
- Funding ..... 5
  - Funding Pool 1..... 5
  - Funding Pool 2..... 6
  - Funding Pool 3..... 7
- Application Process ..... 8
- Applicants and Award Recipients..... 8
  - Sponsoring Institutions ..... 8
  - Provider Types..... 10
  - Training Facility Types ..... 14
  - County ..... 16
  - Clinical Training Facilities ..... 18
  - Training Expenditures..... 21
- Conclusion and Next Steps ..... 23
- Appendix A – MERC Applicants Receiving Funds ..... 24

## Background

The Medical Education and Research Costs (MERC) Program was established in 1996 to address the need for and importance of investing in medical education to maintain a high-quality health care system for all Minnesotans. Training health care clinicians is an expensive endeavor, and historically, teaching institutions offset some of these costs by charging higher rates for patient care. However, as the health care market became increasingly competitive, it became increasingly challenging for teaching facilities, which had to compete with non-teaching institutions, to fund educational activities.

The MERC program provides vital support and funding for these teaching activities. Since its inception and first year of funding in 1997, the program has distributed over \$1.2 billion to hospitals, clinics, and other clinical training facilities across Minnesota, helping to offset the costs of training health professionals.

Funding is distributed based on a formula outlined in Minnesota Statutes, section 62J.692. This formula calculates the total Medicaid revenue pool across all eligible sites and determines the percentage of Medicaid revenue attributed to each clinical training facility. This percentage is then applied to the available funding to calculate each facility's allocation.

A facility's funding cannot exceed its reported clinical training expenditures, nor can it surpass the 95th percentile award per FTE cap. Facilities must provide clinical training to at least 0.1 FTE trainees, which is the equivalent of 208 clinical hours of training. Those sites that would receive awards below \$5,000 are ineligible for MERC funding, and their share of allocated funds are redistributed among qualifying facilities.

Over the years, the formula has evolved in response to varying perspectives and priorities. The debate has generally centered on whether the program should prioritize supporting clinical training wherever it occurs or focus on facilities with a larger share of Medicaid business. The argument for funding where training occurs is rooted in a cost-based formula, which directs funds to facilities that train the highest number of students or residents and therefore incur the highest costs. The argument for prioritizing Medicaid-focused facilities stems from the program's reliance on Medicaid funds, suggesting that funding should primarily support facilities with a greater share of Medicaid business.

Additional background information and details on past distributions can be found at <https://www.health.state.mn.us/facilities/ruralhealth/merc/publications.html>.

## Reporting

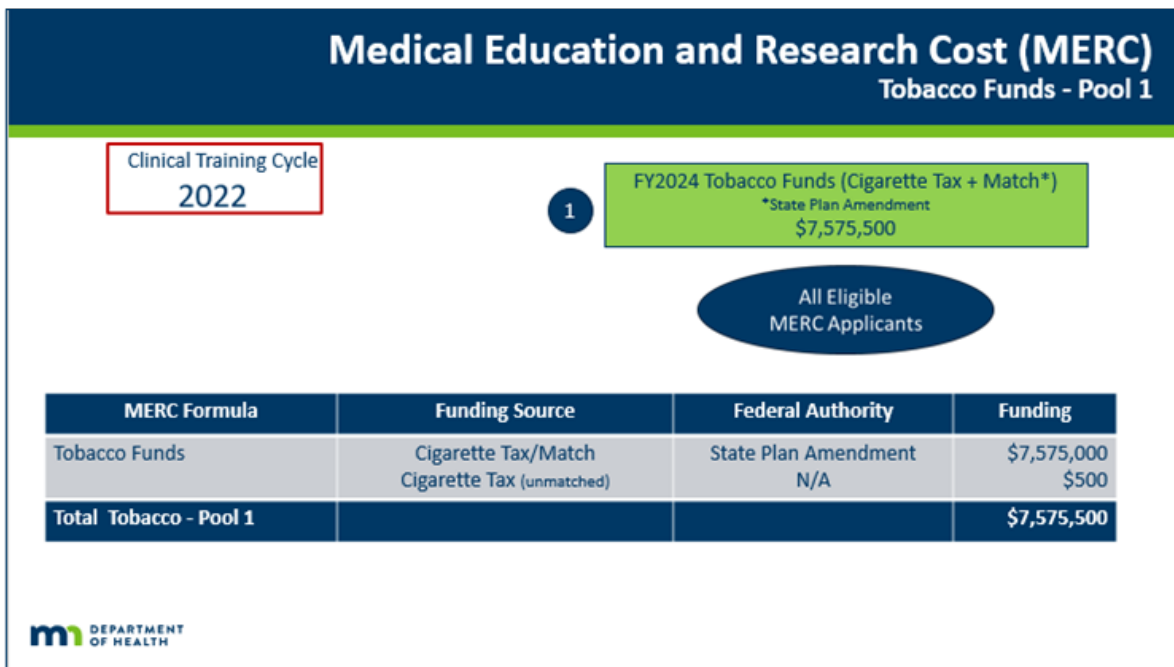
Throughout this report, the current funding year corresponds to state fiscal year 2024, while the 'data year' refers to fiscal year 2022 clinical training, which serves as the reference year for data used to calculate funding amounts. For clarity, numbers are rounded for reporting purposes.

## Funding

Historically, the MERC program was funded through a federal Medicaid 1115 waiver, which was temporarily extended through 2022 but not renewed by CMS. In response, the 2023 legislative session introduced changes to the program to secure CMS approval. Under the previous iteration, funding available under the 1115 waiver was allocated to the Minnesota Department of Health for distribution via the MERC program. Under the revised program, MERC-eligible hospitals and sites affiliated with hospital systems may now qualify for supplemental payments through a component integrated into Medicaid FFS hospital rates. While projected payments are still determined using the MERC formula, the Department of Human Services is responsible for setting the rates and administering funding and payments.

With these changes, funding is divided into three distinct pools, each governed by specific eligibility criteria. The MERC formula is applied individually to each pool, ensuring that funding calculations address the legislation of each. Additionally, the overall \$5,000 minimum funding requirement is assessed as the combined total across all three pools.

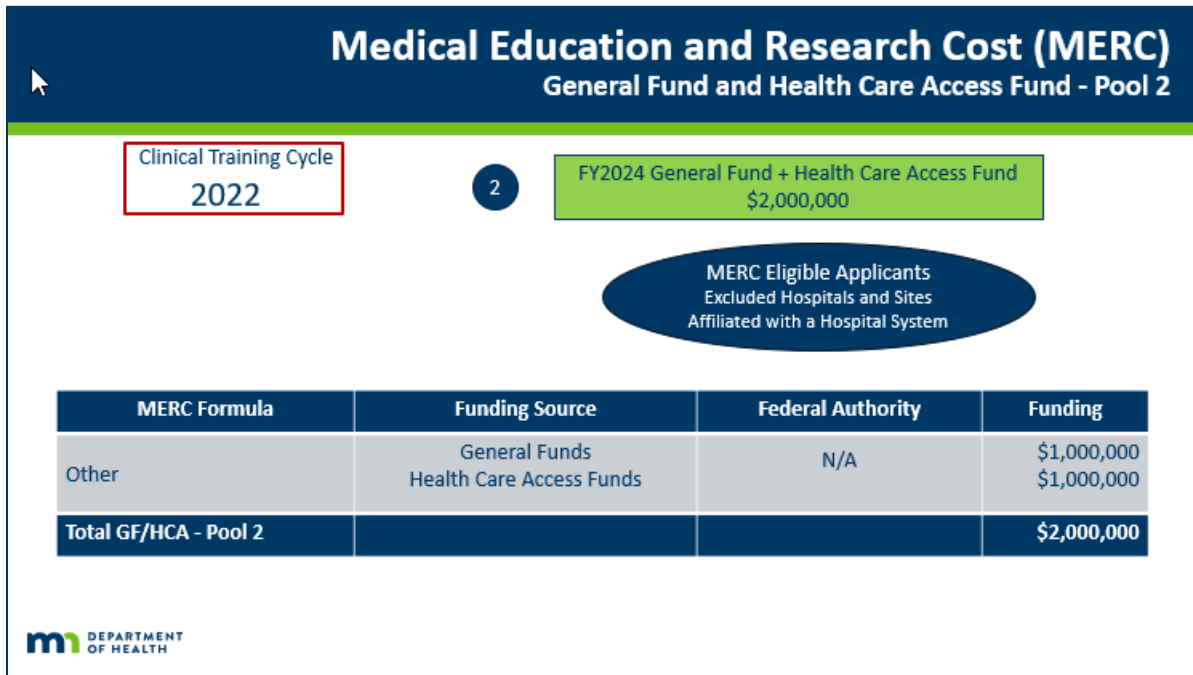
### Funding Pool 1



The first funding pool includes an appropriation of \$3,788,000 from Minnesota’s cigarette tax, along with \$3,787,500 in federal matching funds. The maximum combined state and federal match allowed under the State Plan Amendment is \$7,575,000, leaving \$500 unmatched.

All MERC applicants who met the minimum application requirements were included in the evaluation process for the first pool.

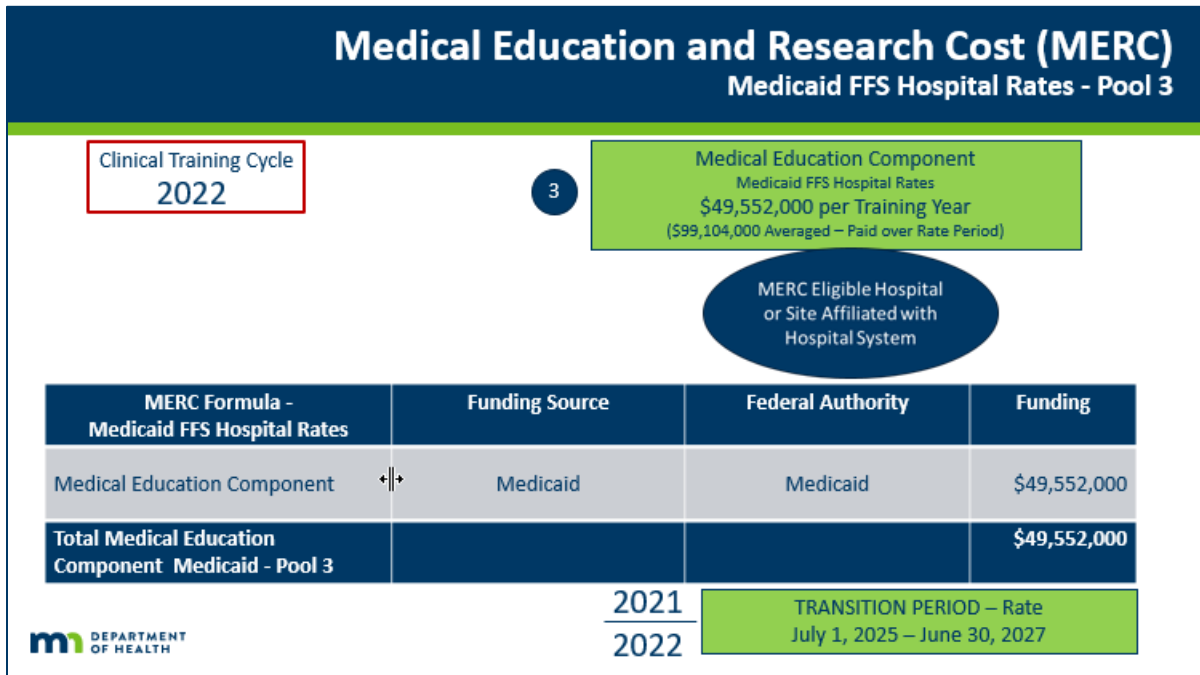
## Funding Pool 2



The second funding pool consists of \$1 million from the state general fund and \$1 million from the state health care access fund.

Clinical training sites eligible for the first funding pool were also considered for the second pool if they reported clinical training expenditures exceeding their Pool 1 allocation. However, hospitals and sites affiliated with hospital systems were not eligible for this funding pool.

### Funding Pool 3



The third funding pool consists of \$49,552,000 that will be integrated into a medical education component in Medicaid FFS hospital rates between July 1, 2025, to June 30, 2027. While the MDH MERC program determines the projected funding allocation, the Minnesota Department of Human Services (DHS) will manage rates and payments. The MERC determination is made on an annual basis, but hospital payment rates will be aligned with the two-year Medicaid rate-setting and payment cycle. In the illustration above, the current application cycle will be combined with the 2021 application cycle, which serves as proxy during the transition period. Together, the funding from two clinical training application cycles totals \$99,104,000, with payments averaged across the two-year rate period.

Clinical training sites eligible for the first funding pool were also considered for the third pool if their reported clinical training expenditures exceeded their Pool 1 allocation. Only hospitals or sites affiliated with a hospital system that qualified for MERC were considered for the third funding pool.

## Medical Education and Research Cost (MERC) Distribution

**Table 1 - Total Funding**

<b>Funding</b>	<b>Pool Eligibility</b>	<b>Distribution Method</b>	<b>Amount</b>
<b>Medical Education Component</b>	<b>Hospitals &amp; Sites Affiliated with a Hospital System</b>	<b>Medicaid FFS Hospital Rates</b>	<b>\$49,552,000</b>
<b>Cigarette Tax Funds</b>	<b>All Eligible Applicants</b>	<b>Sponsoring Institution Pass-Through</b>	<b>\$7,575,500</b>
Cigarette tax appropriation			\$3,788,000
Federal match			\$3,787,500
<b>General Fund</b>	<b>Excludes Hospitals &amp; Sites Affiliated with a Hospital System</b>	<b>Sponsoring Institution Pass-Through</b>	<b>\$1,000,000</b>
<b>Health Care Access Fund</b>	<b>Excludes Hospitals &amp; Sites Affiliated with a Hospital System</b>	<b>Sponsoring Institution Pass-Through</b>	<b>\$1,000,000</b>
<b>Overall Funding</b>			<b>\$59,127,500</b>

## Application Process

Applications for clinical training in Minnesota are submitted to the Minnesota Department of Health by sponsoring institutions. These sponsoring institutions coordinate the process on behalf of their accredited teaching programs and the facilities providing clinical training for the program’s trainees.

## Applicants and Award Recipients

### Sponsoring Institutions

In total, 26 sponsoring institutions submitted MERC applications. These sponsoring institutions were applying on behalf of 328 teaching programs whose students/residents received clinical training in Minnesota during the teaching programs’ 2022 fiscal year.

Since funding is designed to offset costs at clinical training facilities, the sponsoring institutions are required to pass available funds on to eligible facilities where the students or residents clinical training was provided within 60 days of receipt. Prior to the 2023 legislative changes, MERC funding was distributed to the clinical training site solely through the sponsoring institution. Under the new mechanism, only funding from Pool 1 and Pool 2 continue to pass through the site’s sponsoring institution. Those payments were distributed in April 2024. The funding attributed to the medical education component from Pool 3 will be distributed directly to the sponsor’s eligible training sites through the site’s Medicaid FFS hospital rates.



## Medical Education and Research Cost (MERC) Distribution

Many entities in Minnesota are both sponsoring institutions and training sites.

### Table 2 - Fiscal Year 2022 Sponsoring Institutions

Sponsoring Institutions	Teaching Programs	Clinical Training Facilities	Clinical Trainee FTEs	Site Funding Disbursed Through Sponsor	Projected Site Funding in Medicaid FFS Hospital Rates	Total
Abbott Northwestern Hospital	6	21	39.8376	\$195,595	\$1,479,339	\$1,674,934
Allina Health	1	3	1.8000	\$4,707	\$34,011	\$38,718
Augsburg University	5	121	33.1019	\$201,579	\$538,422	\$740,001
Bethel University	2	96	21.8255	\$226,283	\$555,327	\$781,610
Children's Minnesota	2	2	3.3077	\$32,354	\$253,874	\$286,228
Coborn's Inc.	1	1	0.6012	\$10,410	\$0	\$10,410
College of St. Scholastica	3	89	35.8782	\$286,407	\$729,031	\$1,015,438
Essentia Health St. Joseph's Medical Center	1	1	2.0000	\$23,710	\$93,540	\$117,250
Essentia Health St. Mary's Medical Center	1	1	3.0000	\$15,500	\$121,619	\$137,119
Hennepin County Medical Center	28	78	266.6817	\$902,902	\$6,939,901	\$7,842,803
Mayo Clinic	113	247	1,226.2712	\$580,856	\$4,483,276	\$5,064,132
Mercy Hospital	1	2	3.5245	\$102,850	\$727,340	\$830,190
Metropolitan State University	2	46	3.7562	\$43,338	\$96,588	\$139,926
Minnesota State University, Mankato	2	40	6.1387	\$37,100	\$184,510	\$221,610
North Memorial Medical Center	1	1	3.6581	\$22,918	\$179,825	\$202,743
Regions Hospital	11	57	69.8676	\$245,226	\$1,918,709	\$2,163,935
Saint Mary's University of Minnesota	3	29	40.6655	\$390,119	\$836,373	\$1,226,492
St. Catherine University	3	91	35.7951	\$205,253	\$745,715	\$950,968
St. Cloud Hospital	1	1	2.0000	\$11,029	\$82,715	\$93,744
St. Cloud State University	1	4	0.8684	\$11,988	\$5,070	\$17,058
St. Luke's Hospital	3	3	4.0000	\$9,864	\$77,392	\$87,256
United Hospital	3	18	21.2322	\$197,462	\$1,500,435	\$1,697,897

## Medical Education and Research Cost (MERC) Distribution

Sponsoring Institutions	Teaching Programs	Clinical Training Facilities	Clinical Trainee FTEs	Site Funding Disbursed Through Sponsor	Projected Site Funding in Medicaid FFS Hospital Rates	Total
University of Minnesota Medical Center, Fairview	14	16	36.0000	\$232,692	\$1,624,401	\$1,857,093
University of MN Academic Clinical Affairs	112	1,135	1,414.5727	\$5,342,968	\$26,103,310	\$31,446,278
University of St. Thomas	2	34	18.6443	\$196,819	\$51,091	\$247,910
Winona State University	6	61	10.9779	\$45,571	\$190,186	\$235,757
<b>Total</b>	<b>328</b>	<b>2,198</b>	<b>3,306.0062</b>	<b>\$9,575,500</b>	<b>\$49,552,000</b>	<b>\$59,127,500</b>

### Provider Types

Fifteen provider types are eligible for funding through the MERC program. During the period covered by this report, no applications were received from these provider types: community health workers, dental therapists, and doctors of chiropractic programs.

Advanced Dental Therapists	Dental Residents	Medical Students
Advanced Practice Nurses	Dental Students	Pharmacy Residents
Clinical Social Workers	Dental Therapists	Pharmacy Students
Community Health Workers	Doctors of Chiropractic	Physician Assistants
Community Paramedics	Medical Residents	Psychologists

The applicants consisted of accredited teaching programs that provide training to students and residents across a diverse range of clinical settings. Many of these programs support trainees from multiple sponsoring institutions, teaching programs, and provider types.

### Advanced Dental Therapists

Sponsoring Institution	Training Site Applicants	Clinical Trainee (FTEs)
Metropolitan State University	2	0.18
University of MN Academic Clinical Affairs	2	2.91
<b>Advanced Dental Therapists Total</b>	<b>4</b>	<b>3.09</b>

## Medical Education and Research Cost (MERC) Distribution

### Advanced Practice Nurses

Sponsoring Institution	Training Site Applicants	Clinical Trainees (FTEs)
Augsburg University	14	2.24
Bethel University	24	3.30
College of St. Scholastica	60	12.23
Mayo Clinic	4	42.74
Metropolitan State University	44	3.57
Minnesota State University, Mankato	38	4.37
Saint Mary's University of Minnesota	22	35.97
St. Catherine University	42	6.68
University of MN Academic Clinical Affairs	166	45.08
Winona State University	60	10.66
<b>Advanced Practice Nurses Total:</b>	<b>474</b>	<b>166.85</b>

### Clinical Social Workers

Sponsoring Institution	Training Site Applicants	Clinical Trainees (FTEs)
Augsburg University	15	4.32
College of St. Scholastica	8	3.31
Minnesota State University, Mankato	2	1.76
Saint Mary's University of Minnesota	3	0.80
St. Catherine University	11	3.72
St. Cloud State University	4	0.87
University of MN Academic Clinical Affairs	27	14.09
University of St. Thomas	25	13.20
Winona State University	1	0.32
<b>Clinical Social Workers Total:</b>	<b>96</b>	<b>42.39</b>

### Community Paramedics

Sponsoring Institution	Training Site Applicants	Clinical Trainees (FTEs)
Mayo Clinic	1	0.74
<b>Community Paramedics Training Programs</b>	<b>1</b>	<b>0.74</b>

## Medical Education and Research Cost (MERC) Distribution

### Dental Residents

Sponsoring Institute	Training Site Applicants	Clinical Trainees (FTEs)
Hennepin County Medical Center	4	11.06
Mayo Clinic	2	11.32
University of MN Academic Clinical Affairs	21	44.96
<b>Dental Residents Total:</b>	<b>27</b>	<b>67.34</b>

### Dental Students

Sponsoring Institution	Training Site Applicants	Clinical Trainees (FTEs)
University of MN Academic Clinical Affairs	1	184.47
<b>Dental Students Total:</b>	<b>1</b>	<b>184.47</b>

### Medical Residents

Sponsoring Institution	Training Site Applicants	Clinical Trainees (FTEs)
Abbott Northwestern Hospital	14	32.31
Hennepin County Medical Center	61	240.55
Mayo Clinic	218	1,031.31
Regions Hospital	54	66.68
United Hospital	15	17.35
University of MN Academic Clinical Affairs	490	711.72
<b>Medical Residents Total</b>	<b>852</b>	<b>2,099.93</b>

### Medical Students

Sponsoring Institution	Training Site Applicants	Clinical Trainees (FTEs)
Mayo Clinic	2	115.35
University of MN Academic Clinical Affairs	211	298.65
<b>Medical Students Total</b>	<b>213</b>	<b>414.01</b>

## Medical Education and Research Cost (MERC) Distribution

### PharmD Residents

Sponsoring Institution	Training Site Applicants	Clinical Trainees (FTEs)
Abbott Northwestern Hospital	7	7.52
Children's Minnesota	2	3.31
Coborn's Inc.	1	0.60
Essentia Health St. Joseph's Medical Center	1	2.00
Essentia Health St. Mary's Medical Center	1	3.00
Hennepin County Medical Center	12	12.83
Mayo Clinic	11	13.24
Mercy Hospital	2	3.52
North Memorial Medical Center	1	3.66
Regions Hospital	3	3.19
St. Cloud Hospital	1	2.00
St. Luke's Hospital	3	4.00
United Hospital	3	3.88
University of Minnesota Medical Center, Fairview	16	36.00
University of MN Academic Clinical Affairs	28	15.20
<b>PharmD Residents Total</b>	<b>92</b>	<b>113.96</b>

### PharmD Students

Sponsoring Institution	Training Site Applicants	Clinical Trainees (FTEs)
University of MN Academic Clinical Affairs	177	86.17
<b>PharmD Students Total</b>	<b>177</b>	<b>86.17</b>

### Physician Assistants

Sponsoring Institution	Training Site Applicants	Clinical Trainees (FTEs)
Augsburg University	78	22.62
Bethel University	72	18.52
College of St. Scholastica	21	20.34
Mayo Clinic	9	11.57
St. Catherine University	38	25.39
<b>Physician Assistants Total</b>	<b>218</b>	<b>98.45</b>

## Medical Education and Research Cost (MERC) Distribution

### Psychologists

Sponsoring Institution	Training Site Applicants	Clinical Trainees (FTEs)
Allina Health	3	1.80
Augsburg University	14	3.92
Hennepin County Medical Center	1	2.24
Saint Mary's University of Minnesota	4	3.89
University of MN Academic Clinical Affairs	12	11.32
University of St. Thomas	9	5.45
<b>Psychologists Total</b>	<b>43</b>	<b>28.61</b>

### Total Applicants

<b>Grand Total</b>	<b>2,198</b>	<b>3,306.01</b>
--------------------	--------------	-----------------

### Training Facility Types

Training occurs across a wide variety of settings, with Medicaid playing a significant role in determining funding outcomes. Medical Assistance (MA) and Prepaid Medical Assistance Program (PMAP) revenue are used to calculate initial funding at the facility level. The costs associated with clinical training and the number of trainees then help allocate funding to specific trainee types and teaching programs. The effect of the role of Medicaid is particularly evident with dental facilities, which often host a substantial number of trainees but receive a significantly lower allocation per FTE compared to other facility types with higher Medicaid volumes.

**Table 4 - Facility Types Qualifying for Funding**

Type of Training Facilities	Facilities Applying	Facilities Funded	FTE Clinical Trainees at Facilities Applying	FTE Clinical Trainees at Facilities Funded	Funding
HOSPITAL	83	77	2,258.57	2,255.80	\$50,359,574
PHYSICIAN	228	147	705.52	667.23	\$4,563,559
PHARMACY	94	51	36.90	32.96	\$2,788,841
COMMUNITY MENTAL HEALTH CENTER	14	6	15.88	13.14	\$524,971
BILL ENTITY FOR MENTAL HEALTH	29	10	16.64	8.41	\$177,835
AMBULATORY SURGERY CENTER	7	5	3.62	3.55	\$165,772
MEDICAL TRANSPORTATION PROV	1	1	1.27	1.27	\$157,721
COMMUNITY HEALTH CLINIC	3	3	7.50	7.50	\$86,335
HOSPICE	1	1	0.44	0.44	\$84,552

Medical Education and Research Cost (MERC) Distribution

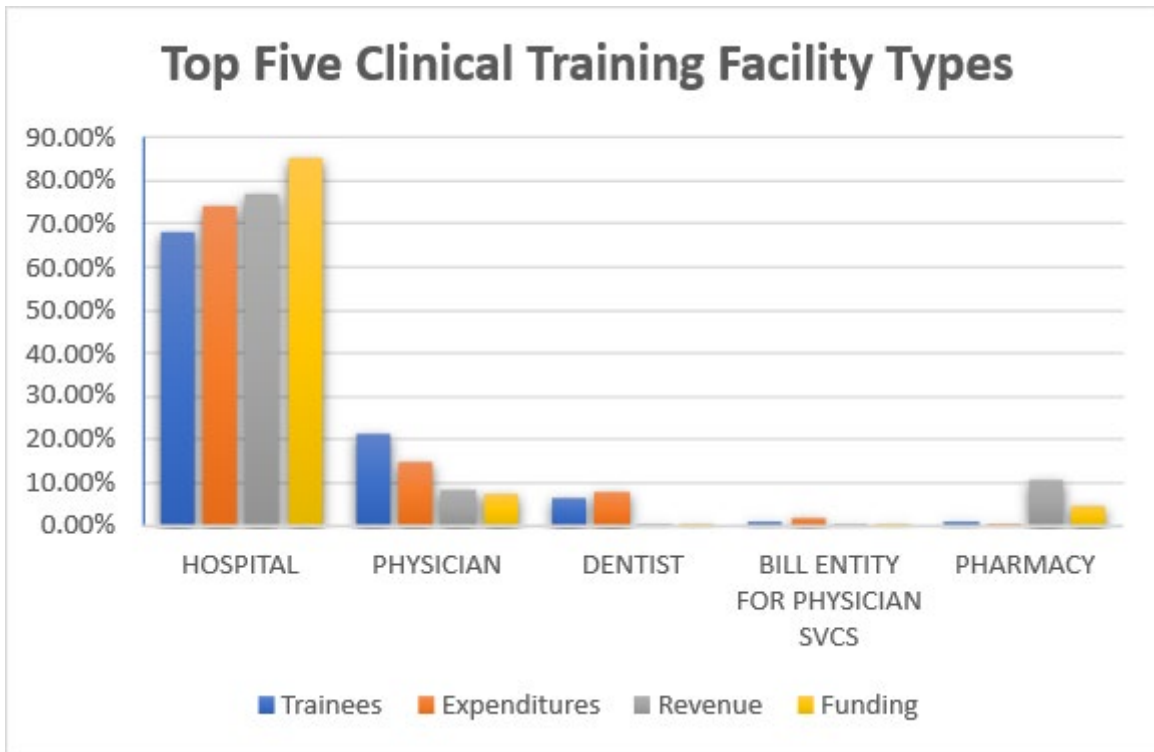
Type of Training Facilities	Facilities Applying	Facilities Funded	FTE Clinical Trainees at Facilities Applying	FTE Clinical Trainees at Facilities Funded	Funding
DENTIST	3	1	215.64	205.14	\$66,529
REGIONAL TREATMENT CENTER	1	1	1.43	1.43	\$49,225
BILL ENTITY FOR PHYSICIAN SVCS	13	3	37.04	0.92	\$29,912
INDIAN HEALTH FACILITY PROV	2	1	0.71	0.45	\$26,352
SCHOOL DISTRICT	2	1	1.36	0.58	\$19,115
PUBLIC HEALTH CLINIC	1	1	0.32	0.32	\$10,846
FAMILY PLANNING AGENCY	1	1	0.52	0.52	\$9,537
HOME AND COMMUNITY SRV PROV.	2	1	2.14	0.87	\$6,824

Table 5 highlights the facility types that hosted 20 or more FTE trainees.

**Table 5 - Top Five Facility Types Hosting Fiscal Year 2022 Students/Residents**

Trainee Type	Hospital	Physician Clinic	Dental Clinic	Bill Entity for Physician Services	Pharmacy
Advanced Dental Therapists	0.03	0.00	2.77	0.00	0.00
Advanced Practice Nurses	126.75	35.48	0.00	2.06	0.00
Clinical Social Workers	10.79	4.83	0.00	0.00	0.00
Community Paramedics	0.00	0.74	0.00	0.00	0.00
Dental Residents	35.99	2.95	28.40	0.00	0.00
Dental Students	0.00	0.00	184.47	0.00	0.00
Medical Residents	1,541.21	529.11	0.00	20.91	0.00
Medical Students	324.37	75.94	0.00	10.96	0.00
PharmD Residents	95.20	7.50	0.00	1.04	10.22
PharmD Students	47.94	9.07	0.00	0.71	26.68
Physician Assistants	65.92	31.57	0.00	0.00	0.00
Psychologists	10.38	8.33	0.00	1.35	0.00
<b>Total</b>	<b>2,258.57</b>	<b>705.519</b>	<b>215.6433</b>	<b>37.0354</b>	<b>36.90</b>

**Figure 1 – Top Five Facility Types Hosting Fiscal Year 2023 Students/Residents**

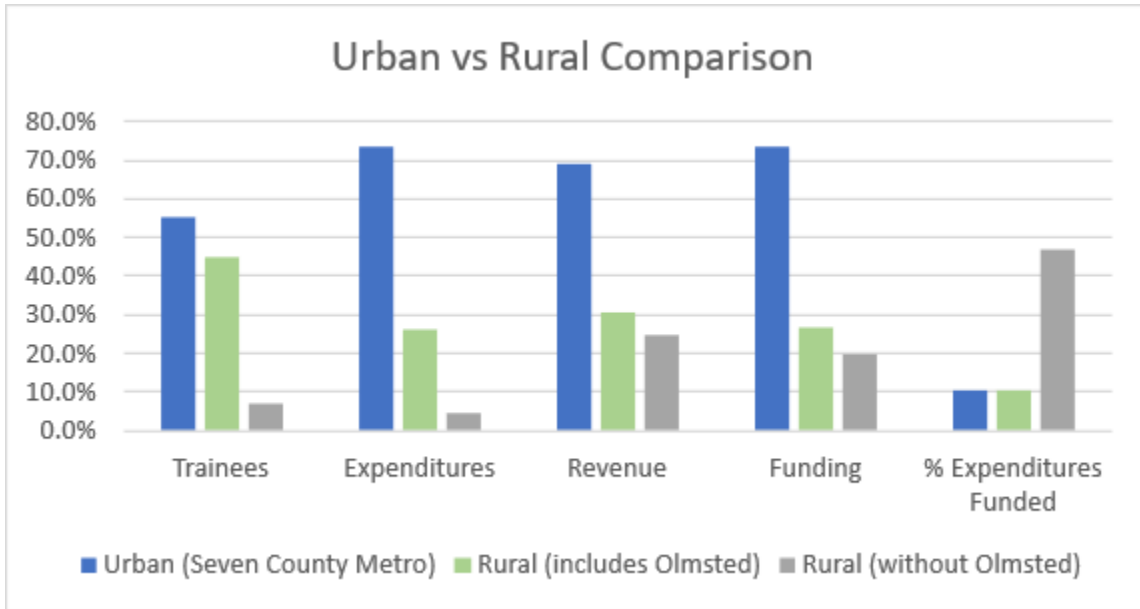


## County

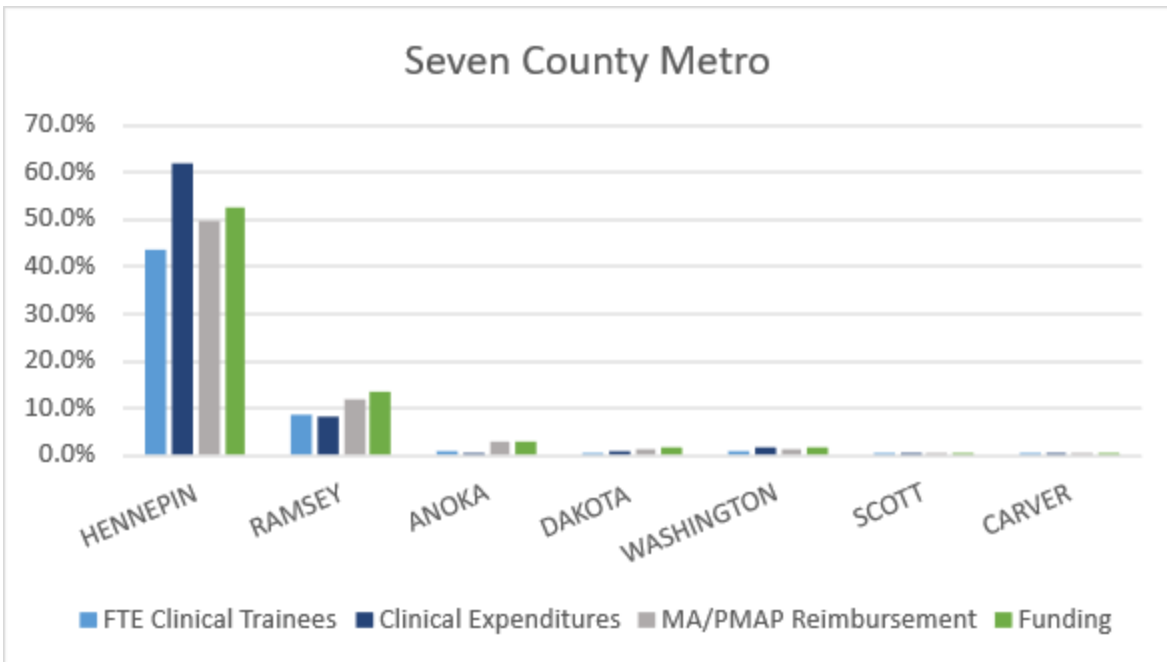
Historically, most clinical training has taken place in Hennepin County and Olmsted County. However, the largest portion of funding is allocated to facilities in Hennepin County and Ramsey County. This distribution generally aligns with the counties' share of Medicaid. The figures below provide a comparison of the relative percentages of trainees, expenditures, MA/PMAP reimbursements, and MERC funding.



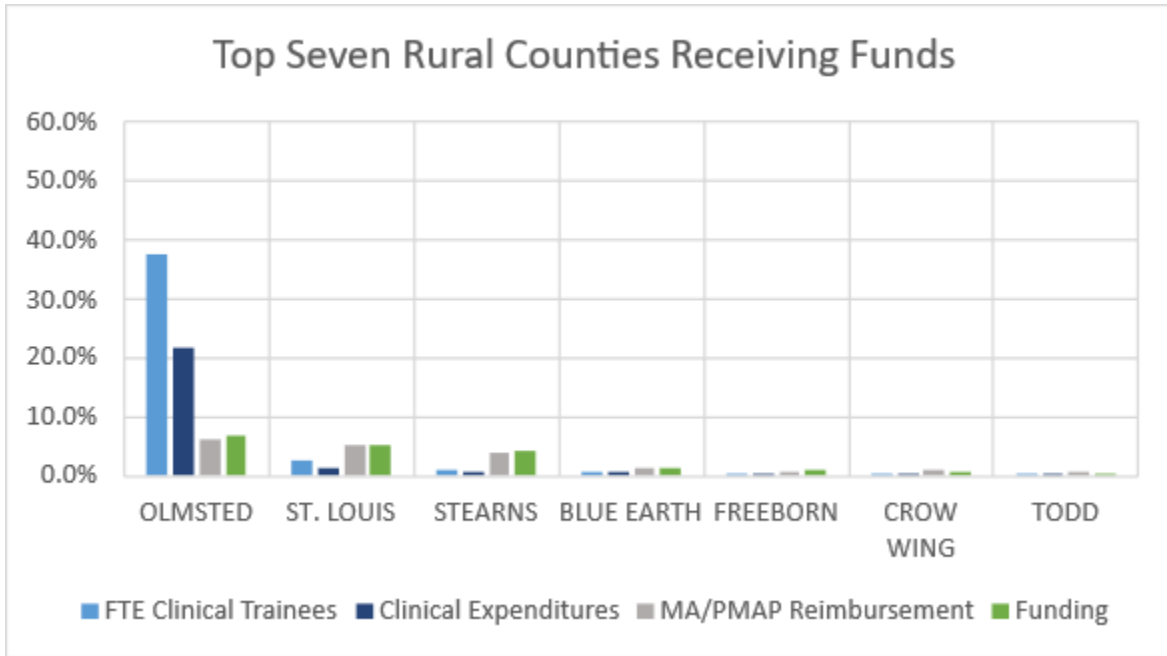
**Figure 2 – Clinical Training in Urban vs Rural Facilities**



**Figure 2A – Clinical Training in the Seven County Metro**



**Figure 2B – Top Rural Counties Receiving Funds for Clinical Training**



### Clinical Training Facilities

As noted earlier in the report, MDH received applications from 26 sponsoring institutions representing 328 teaching programs and their respective clinical training facilities. These applications included funding requests for 489 distinct facilities, which hosted trainees from various teaching disciplines.

To be eligible for MERC funding, a training facility must meet three criteria: host at least 0.1 FTE trainees, report clinical training expenditures of \$5,000 or more, and have Medical Assistance or Prepaid Medical Assistance Program revenue during the training year. A total of 123 facilities did not meet these initial qualifications, with the majority (88) falling short of the FTE requirement.

Of the training facilities that met the initial qualifications, 311 were funded. The remaining 55 did not qualify due to the formula calculation, which determined their funding would fall below the \$5,000 minimum. Facilities that fail to meet the minimum typically have smaller shares of Medical Assistance and Prepaid Medical Assistance Program revenue compared to other applicants.

In 2022, MERC training sites provided clinical training to just over 3,306 FTE trainees. The number of trainees that facilities host can vary year to year; some facilities that hosted trainees in 2022 had not hosted trainees in the previous training period. Table 6 details the total number of qualifying facilities and FTEs within the specific range.

Medical Education and Research Cost (MERC) Distribution

**Table 6 - Funding Range**

Funding	Facilities	FTE Trainees
\$5,000,000 to \$9,999,999	2	807.8951
\$1,000,000 to \$4,999,999	11	1,215.4872
\$500,000 to \$999,999	8	142.0403
\$100,000 to \$499,999	33	611.1937
\$50,000 to \$99,999	34	245.8340
\$20,000 to \$49,999	78	77.3628
\$10,000 to \$19,999	85	67.5329
\$5,000 to \$9,999	60	33.1786
Below Minimum Funding	55	67.1967
Under FTE Minimum	88	4.7510
Expenditures Not Submitted/Withdrew Application	6	3.1936
Expenditures Under Minimum Funding	16	15.6696
No MA/PMAP Revenue for Formula	13	14.6707
<b>Total Distinct Applicants</b>	<b>489</b>	<b>3,306.0062</b>

*A total of 178 sites were ineligible due to not meeting either the \$5,000 minimum or the initial qualifications.*

Table 7 includes the top 25 recipients, collectively accounting for nearly 81 percent of the total funding and hosted over 80 percent of the trainees.

**Table 7 - Top 25 Recipients**

Clinical Training Facility	Location	MHCP Facility Type	FTE Trainee	Funding
HENNEPIN COUNTY MEDICAL CENTER	MINNEAPOLIS	HOSPITAL	373.8601	\$9,519,703
UMMC FAIRVIEW	MINNEAPOLIS	HOSPITAL	434.0350	\$5,283,262
CHILDRENS HEALTH CARE MINNEAPOLIS	MINNEAPOLIS	HOSPITAL	82.4381	\$4,993,256
MAYO CLINIC HOSPITAL ROCHESTER	ROCHESTER	HOSPITAL	742.4549	\$3,505,263
REGIONS HOSPITAL	ST PAUL	HOSPITAL	166.7832	\$3,035,764
ABBOTT NORTHWESTERN HOSPITAL	MINNEAPOLIS	HOSPITAL	82.5329	\$2,467,710
NORTH MEMORIAL HEALTH CARE	ROBBINSDALE	HOSPITAL	35.0200	\$2,123,743
ST CLOUD HOSPITAL	ST CLOUD	HOSPITAL	16.5690	\$1,875,675
UNITED HOSPITAL	ST PAUL	HOSPITAL	28.3094	\$1,723,938
MERCY HOSPITAL	COON RAPIDS	HOSPITAL	15.6121	\$1,465,571

## Medical Education and Research Cost (MERC) Distribution

Clinical Training Facility	Location	MHCP Facility Type	FTE Trainee	Funding
PARK NICOLLET METHODIST HOSPITAL	ST LOUIS PARK	HOSPITAL	26.6172	\$1,299,578
FAIRVIEW SPECIALTY SERVICES PHARM	MINNEAPOLIS	PHARMACY	5.0761	\$1,289,433
GILLETTE CHILDRENS SPEC HOSP	ST PAUL	HOSPITAL	14.0743	\$1,068,895
HEALTHEAST ST JOHNS HOSPITAL	MAPLEWOOD	HOSPITAL	21.7028	\$952,206
FAIRVIEW SOUTHDALE HOSPITAL	MINNEAPOLIS	HOSPITAL	20.6154	\$892,044
ESSENTIA HLTH ST MARYS MEDICAL CNTR	DULUTH	HOSPITAL	31.9560	\$876,451
ST LUKES HOSPITAL	DULUTH	HOSPITAL	23.6427	\$835,788
MAYO CLINIC HEALTH SYSTEM - MANKATO	MANKATO	HOSPITAL	16.7338	\$812,371
FAIRVIEW RIDGES HOSPITAL	BURNSVILLE	HOSPITAL	8.1696	\$742,285
ESSENTIA HEALTH DULUTH	DULUTH	HOSPITAL	13.2500	\$638,774
MCHS ALBERT LEA & AUSTIN	ALBERT LEA	HOSPITAL	5.9700	\$583,899
FAIRVIEW HOME INFUSION	MINNEAPOLIS	PHARMACY	4.1152	\$489,278
FAIRVIEW UNIV MEDICAL CENTER MESABI	HIBBING	HOSPITAL	2.6040	\$395,870
MAYO CLINIC	ROCHESTER	PHYSICIAN	462.2370	\$385,034
HEALTHEAST WOODWINDS HOSPITAL	WOODBURY	HOSPITAL	18.2760	\$369,726

A relatively small number of clinical training sites account for the majority of training supported by MERC funding. Twenty-three facilities hosted at least 10 FTEs, represented just over 87 percent of the qualifying FTEs trained in Minnesota and received nearly 75 percent of the available funds. Of these, six facilities hosted more than 150 FTEs, accounting for just over 72 percent of the qualifying trainees in Minnesota and receiving nearly 37 percent of the available funding. Since funding is based on relative Medicaid volume, rather than on number of FTE trainees, the funding per FTE trainee varies significantly across facilities.

**Table 8 – Facilities with more than 150 Fulltime Equivalent Trainees**

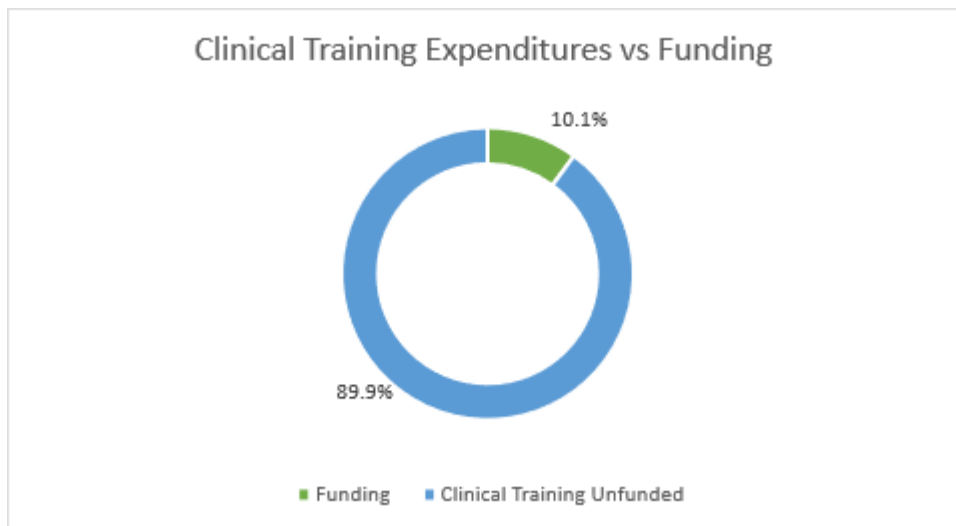
Clinical Training Facility	Location	MHCP Facility Type	FTE Trainee	Funding
MAYO CLINIC HOSPITAL ROCHESTER	ROCHESTER	HOSPITAL	742.4549	\$3,505,263
MAYO CLINIC	ROCHESTER	PHYSICIAN	462.2370	\$385,034
UMMC FAIRVIEW	MINNEAPOLIS	HOSPITAL	434.0350	\$5,283,262
HENNEPIN COUNTY MEDICAL CENTER	MINNEAPOLIS	HOSPITAL	373.8601	\$9,519,703
UNIV OF MN SCHOOL OF DENTISTRY	MINNEAPOLIS	DENTIST	205.1449	\$66,529
REGIONS HOSPITAL	ST PAUL	HOSPITAL	166.7832	\$3,035,764

## Training Expenditures

The MERC formula places a cap on the funding an organization can receive, ensuring that support does not exceed the cost of providing clinical training to eligible trainees. This provision, enacted in 2013, ensures funding is focused on supporting the cost of training. While a site’s funding is capped at its total expenditures across various training programs, funds are initially determined based on the facility’s relative MA/PMAP reimbursement. Expenditure limits can encourage training facilities to take on additional trainees when their Medicaid volume is high and their previous trainee count is low. However, larger facilities with expenditures exceeding award amounts will not see an increase in funding by adding new provider types or trainees.

Minnesota clinical training facilities submitted over \$586 million in training-related expenses for MERC funding, an increase of \$153 million from the previous year. In a typical funding cycle, MERC covers between 13-17% of the reported health professions expenditures. Due to higher reported expenses in 2022, MERC funding covered a smaller portion of costs compared to previous cycles.

**Figure 3 - Overall 2022 Clinical Training Expenditures vs Available 2024 Funding**

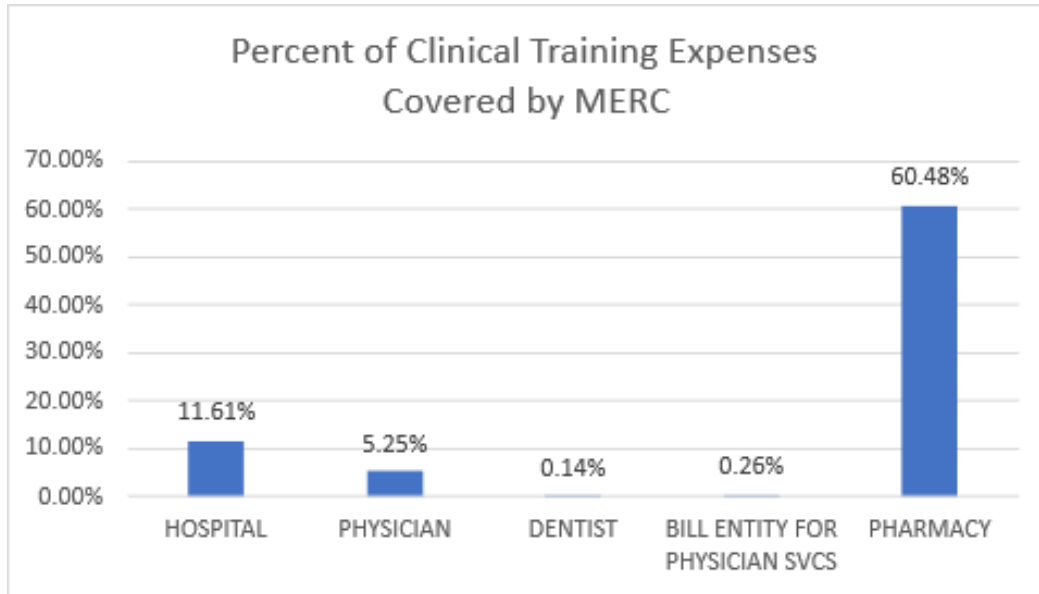


The impact of MERC funding on clinical training expenditures varies significantly by facility type. Facility types hosting 20 or more trainees are highlighted in the figure below. Hospitals accounted for just over 73% of the total reported training expenditures in Minnesota and received slightly more than 85% of MERC funds; however, their actual reimbursement for expenditures was 11.6%. Due to increased expenditures in 2022, this represents a nearly 5% decrease from the prior year’s reimbursement rate of 16%.

In contrast, pharmacies contributed just over 0.78% of overall reported training expenditures and received slightly more than 4.7% of MERC funds, with a reimbursement rate of nearly 61%. With many variables at play, adjustments to any applicant or changes to one part of the formula can significantly influence outcomes.

## Medical Education and Research Cost (MERC) Distribution

### Figure 3A - Facilities Hosting Over 20 FTE Trainees



In the current distribution, 114 facilities were capped at their reported expenditure amounts as mandated by statute. Without the expenditure cap, the initial formula would have allocated higher awards, ranging from an additional \$809 to \$1.9 million.

## Conclusion and Next Steps

For more than 25 years, the MERC program has been instrumental in supporting clinical training sites across Minnesota. As part of a broader set of initiatives, the program helps ensure that the state's health care workforce remains strong and adaptable to evolving payment systems, care delivery models, and training needs.

The legislative changes noted earlier introduced additional complexity to the funding process. Where funding previously was distributed annually through a single, combined formula, now calculations are performed separately for each applicant pool and the payment is spread out over a multi-year process.

The complexity is especially evident in how the formula interweaves the funding minimum with expenditure limits. Total funding across the three pools cannot exceed a site's reported expenditures, and funds from sites that do not meet the \$5,000 minimum must be redistributed to qualifying sites. Redistribution is allowed only if it does not increase a site's funding across all three pools beyond its reported expenditures.

The mechanism for distributing funding has evolved from a practice where all funding was distributed annually in April and passed through sponsoring institutions whose students or residents trained at clinical sites. Now, sponsors are similarly responsible for forwarding funds to their clinical training sites based on their award materials, but only for the two smaller funding pools, while the larger pool is allocated through the new medical education component in Medicaid FFS hospital rates. In addition, these rates are calculated by combining the outcomes of two MERC application cycles, for example, the 2022 training cycle will contribute to rates set for the period of July 1, 2025, to June 30, 2027.

The new design makes it challenging to determine whether it increases training volume, affects the type or location of training, or primarily helps sustain existing capacity.

Funding for medical education is essential to securing clinical training opportunities by helping to support facilities that might otherwise face financial pressures and reducing the risk of facility closures in Minnesota, which could delay the education process, further exacerbate workforce shortages, and compound the overall decline in the health care workforce.

In the coming years, MDH will continue collaborating with stakeholders to 1) enhance reporting to provide more useful information, 2) streamline application and distribution processes, and 3) explore ways MERC can foster a more robust, forward-thinking, and responsive system for providing clinical training to health professionals, addressing Minnesota's future workforce needs.

## Appendix A – MERC Applicants Receiving Funds

Clinical Training Facility	Location	MHCP Facility Type	FTE Clinical Trainees	Funding
A & E PHARMACY	ARDEN HILLS	PHARMACY	0.6536	\$13,173
ABBOTT NORTHWESTERN HOSPITAL	MINNEAPOLIS	HOSPITAL	82.5329	\$2,467,710
ALEXANDRIA CLINIC	ALEXANDRIA	PHYSICIAN	0.9033	\$28,066
ALLINA HEALTH ANNANDALE CLINIC	ANNANDALE	PHYSICIAN	0.3846	\$5,126
ALLINA HEALTH APPLE VALLEY CLINIC	APPLE VALLEY	PHYSICIAN	0.1024	\$5,921
ALLINA HEALTH BANDANA SQUARE CLINIC	ST PAUL	PHYSICIAN	3.2093	\$62,966
ALLINA HEALTH BLAINE CLINIC	BLAINE	PHYSICIAN	0.6788	\$12,750
ALLINA HEALTH BROOKLYN PARK CLINIC	BROOKLYN PARK	PHYSICIAN	0.1827	\$8,407
ALLINA HEALTH BUFFALO CROSSROADS	BUFFALO	PHYSICIAN	0.2602	\$11,406
ALLINA HEALTH CAMBRIDGE CLINIC	CAMBRIDGE	PHYSICIAN	0.8613	\$74,124
ALLINA HEALTH CHAMPLIN CLINIC	CHAMPLIN	PHYSICIAN	0.6817	\$16,938
ALLINA HEALTH COON RAPIDS CLINIC	COON RAPIDS	PHYSICIAN	0.8718	\$60,600
ALLINA HEALTH COTTAGE GROVE CLINIC	COTTAGE GROVE	PHYSICIAN	0.6805	\$22,632
ALLINA HEALTH EAST LAKE ST CLINIC	MINNEAPOLIS	PHYSICIAN	0.5986	\$24,749
ALLINA HEALTH EMS	ST PAUL	MEDICAL TRANSPORTATION PROV	1.2687	\$157,721
ALLINA HEALTH FARIBAULT CLINIC	FARIBAULT	PHYSICIAN	0.6826	\$39,575
ALLINA HEALTH FARIBAULT MEDICAL CEN	FARIBAULT	HOSPITAL	1.5130	\$98,215
ALLINA HEALTH FRIDLEY CLINIC	FRIDLEY	PHYSICIAN	0.1741	\$5,583
ALLINA HEALTH HASTINGS CLINIC	HASTINGS	PHYSICIAN	0.7312	\$25,737
ALLINA HEALTH HIGHLAND PARK CLINIC	ST PAUL	PHYSICIAN	0.1421	\$7,133
ALLINA HEALTH IGH CLINIC	INVER GROVE HTS	PHYSICIAN	0.1109	\$5,094
ALLINA HEALTH LAKEVILLE SOUTH CLINI	LAKEVILLE	PHYSICIAN	0.3653	\$5,981
ALLINA HEALTH MAPLE GROVE CLINIC	MAPLE GROVE	PHYSICIAN	0.2324	\$20,923
ALLINA HEALTH MAPLEWOOD CLINIC	MAPLEWOOD	PHYSICIAN	0.3038	\$14,061
ALLINA HEALTH MERCY PHARMACY	COON RAPIDS	PHARMACY	0.4998	\$10,837
ALLINA HEALTH MERCY WOMEN'S HEALTH	COON RAPIDS	PHYSICIAN	0.7766	\$27,067
ALLINA HEALTH NORTHFIELD CLINIC	NORTHFIELD	PHYSICIAN	1.6346	\$32,911
ALLINA HEALTH ORTHOPEDICS EDINA	EDINA	PHYSICIAN	0.2444	\$16,665
ALLINA HEALTH PLYMOUTH CLINIC	PLYMOUTH	PHYSICIAN	0.3019	\$13,898



Medical Education and Research Cost (MERC) Distribution

Clinical Training Facility	Location	MHCP Facility Type	FTE Clinical Trainees	Funding
ALLINA HEALTH RAMSEY CLINIC	RAMSEY	PHYSICIAN	0.3562	\$15,349
ALLINA HEALTH RICHFIELD CLINIC	RICHFIELD	PHYSICIAN	0.1416	\$6,505
ALLINA HEALTH SENIOR HEALTH	MINNEAPOLIS	PHYSICIAN	0.5972	\$6,853
ALLINA HEALTH SHOREVIEW CLINIC	SHOREVIEW	PHYSICIAN	0.6782	\$16,423
ALLINA HEALTH SURGICAL SPECIALISTS	MINNEAPOLIS	PHYSICIAN	0.8918	\$5,065
ALLINA HEALTH UNITED MEDICAL SPECIA	ST PAUL	PHYSICIAN	0.6387	\$16,286
ALLINA HEALTH UNITED PHARMACY	ST PAUL	PHARMACY	0.4806	\$14,994
ALLINA HEALTH WEST ST PAUL CLINIC	WEST ST PAUL	PHYSICIAN	0.1322	\$6,073
ALLINA HEALTH WOODBURY CLINIC	WOODBURY	PHYSICIAN	0.5194	\$26,079
ALLINA HLTH CENTENNIAL LAKES CLINIC	EDINA	PHYSICIAN	0.1741	\$13,236
ALLINA HLTH MERCY GEN SURG CLINIC	COON RAPIDS	PHYSICIAN	0.2774	\$6,388
ALLINA HLTH UNITED WOMENS HLTH CLNC	ST PAUL	PHYSICIAN	0.9736	\$13,458
ANOKA METRO REG TREATMENT CTR	ANOKA	REGIONAL TREATMENT CENTER	1.4319	\$49,225
ASSOCIATED CLINIC OF PSYCHOLOGY	MINNEAPOLIS	PHYSICIAN	2.0188	\$67,984
AVERA MARSHALL REG MED CENTER	MARSHALL	HOSPITAL	0.5769	\$30,360
BEECHWOOD INC	MINNEAPOLIS	BILL ENTITY FOR MENTAL HEALTH	0.6826	\$11,990
BLUESTONE PHYSICIAN SERVICES PA	STILLWATER	PHYSICIAN	1.4452	\$57,252
BOYNTON HEALTH SERVICE	MINNEAPOLIS	PHYSICIAN	0.9943	\$10,169
BUFFALO HOSPITAL	BUFFALO	HOSPITAL	0.6215	\$40,753
CAMBRIDGE MEDICAL CENTER - ALLINA H	CAMBRIDGE	HOSPITAL	2.2319	\$110,711
CANVAS HEALTH INCORPORATED	OAKDALE	COMMUNITY MENTAL HEALTH CENTER	3.9925	\$169,183
CARE COUNSELING	MINNEAPOLIS	BILL ENTITY FOR MENTAL HEALTH	0.9957	\$6,450
CASH WISE PHARMACY #3009	WAITE PARK	PHARMACY	0.6012	\$10,410
CASHWISE CLINIC PHARMACY #1801	WILLMAR	PHARMACY	0.5028	\$40,425
CCM HEALTH	MONTEVIDEO	HOSPITAL	1.2283	\$26,137
CENTRACARE - ALBANY CLINIC	ALBANY	PHYSICIAN	0.5577	\$5,088
CENTRACARE - BIG LAKE CLINIC	BIG LAKE	PHYSICIAN	0.5790	\$5,269
CENTRACARE - LONG PRAIRIE HOSPITAL	LONG PRAIRIE	HOSPITAL	0.4197	\$17,741

Medical Education and Research Cost (MERC) Distribution

Clinical Training Facility	Location	MHCP Facility Type	FTE Clinical Trainees	Funding
CENTRACARE - MONTICELLO HOSPITAL	MONTICELLO	HOSPITAL	0.6116	\$36,801
CENTRACARE - NEW LONDON CLINIC	NEW LONDON	PHYSICIAN	0.4495	\$5,717
CENTRACARE - PLAZA CLINIC	ST CLOUD	PHYSICIAN	1.5468	\$37,191
CENTRACARE - PLAZA CLINIC	ST CLOUD	PHYSICIAN	0.9990	\$98,131
CENTRACARE - REDWOOD	REDWOOD FALLS	HOSPITAL	0.6055	\$38,554
CENTRACARE RICE MEMORIAL HOSPITAL	WILLMAR	HOSPITAL	0.5394	\$56,074
CENTRACARE - RIVER CAMPUS CLINIC	ST CLOUD	PHYSICIAN	1.8044	\$139,283
CENTRACARE - SARTELL CLINIC	ST CLOUD	PHYSICIAN	0.9440	\$37,284
CENTRACARE - WILLMAR CLINIC	WILLMAR	PHYSICIAN	0.7383	\$74,382
CENTRACARE - WILLMAR LAKELAND CLINI	WILLMAR	PHYSICIAN	0.5889	\$16,982
CENTRACARE FAMILY HEALTH CENTER	ST CLOUD	COMMUNITY HEALTH CLINIC	5.8272	\$25,858
CENTRACARE HEALTH SYSTEM - MELROSE	MELROSE	HOSPITAL	0.4044	\$39,987
CENTRACARE HEALTH-PAYNESVILLE HOSP	PAYNESVILLE	HOSPITAL	1.2627	\$99,279
CENTRACARE HLTH SYSTEM SAUK CENTRE	SAUK CENTRE	HOSPITAL	0.3358	\$39,142
CENTRACARE PHARMACY HEALTH PLAZA	ST CLOUD	PHARMACY	0.2000	\$22,595
CHILD AND TEEN MEDICAL CENTER	BLAINE	PHYSICIAN	0.3407	\$19,731
CHILDRENS DENTAL SERVICES INC	MINNEAPOLIS	COMMUNITY HEALTH CLINIC	0.3234	\$51,885
CHILDRENS HEALTH CARE MINNEAPOLIS	MINNEAPOLIS	HOSPITAL	82.4381	\$4,993,256
CITY OF MINNEAPOLIS HEALTH DEPT	MINNEAPOLIS	PUBLIC HEALTH CLINIC	0.3172	\$10,846
COBORNS PHARMACY #2028	DELANO	PHARMACY	0.3844	\$13,618
COMMUNITY A WALGREENS PHARM #15309	MINNEAPOLIS	PHARMACY	0.2499	\$18,742
COMMUNITY MEMORIAL HOSPITAL	CLOQUET	HOSPITAL	0.5567	\$52,469
COMMUNITY WALGREENS PHARMACY #16522	ST PAUL	PHARMACY	0.1538	\$10,471
CROSTOWN SURGERY CENTER LLC	EDINA	AMBULATORY SURGERY CENTER	1.0517	\$19,781
CUYUNA REGIONAL MEDICAL CENTER	CROSBY	HOSPITAL	0.8822	\$70,556
DEER RIVER HEALTHCARE CENTER	DEER RIVER	HOSPITAL	1.2246	\$36,853
DOUGLAS COUNTY HOSPITAL	ALEXANDRIA	HOSPITAL	0.4806	\$13,352
DULUTH FAMILY MEDICINE CLINIC	DULUTH	PHYSICIAN	9.8178	\$17,114

Medical Education and Research Cost (MERC) Distribution

Clinical Training Facility	Location	MHCP Facility Type	FTE Clinical Trainees	Funding
EAGAN ORTHOPEDIC SURGERY CENTER LLC	EAGAN	AMBULATORY SURGERY CENTER	0.1959	\$17,735
ESSENTIA HEALTH 3RD STREET PHARMACY	DULUTH	PHARMACY	0.2000	\$16,733
ESSENTIA HEALTH DULUTH	DULUTH	HOSPITAL	13.2500	\$638,774
ESSENTIA HEALTH NORTHERN PINES	AURORA	HOSPITAL	0.1474	\$6,775
ESSENTIA HEALTH SANDSTONE	SANDSTONE	HOSPITAL	0.1990	\$5,953
ESSENTIA HEALTH ST JOSEPHS MEDICAL	BRAINERD	HOSPITAL	7.6754	\$291,835
ESSENTIA HEALTH ST MARYS DETROIT LA	DETROIT LAKES	HOSPITAL	1.7413	\$66,592
ESSENTIA HEALTH VIRGINIA	VIRGINIA	HOSPITAL	3.8581	\$128,923
ESSENTIA HLTH ST MARYS MEDICAL CNTR	DULUTH	HOSPITAL	31.9560	\$876,451
FACE TO FACE HEALTH COUNSELING	ST PAUL	COMMUNITY HEALTH CLINIC	1.3497	\$8,592
FAIRVIEW CLINICS - APPLE VALLEY	APPLE VALLEY	PHYSICIAN	0.7844	\$11,866
FAIRVIEW CLINICS - BLAINE	BLAINE	PHYSICIAN	1.0936	\$18,331
FAIRVIEW CLINICS - BURNSVILLE	BURNSVILLE	PHYSICIAN	1.4255	\$33,212
FAIRVIEW CLINICS - EDEN PRAIRIE	EDEN PRAIRIE	PHYSICIAN	0.6224	\$7,823
FAIRVIEW CLINICS - EDINA	EDINA	PHYSICIAN	0.7475	\$8,794
FAIRVIEW CLINICS - LAKEVILLE	LAKEVILLE	PHYSICIAN	0.1415	\$9,248
FAIRVIEW CLINICS - NEW BRIGHTON	NEW BRIGHTON	PHYSICIAN	0.4390	\$10,210
FAIRVIEW CLINICS - PRIOR LAKE	PRIOR LAKE	PHYSICIAN	0.9026	\$6,009
FAIRVIEW CLINICS - RIVERSIDE	MINNEAPOLIS	PHYSICIAN	4.0464	\$19,504
FAIRVIEW CLINICS - ROSEMOUNT	ROSEMOUNT	PHYSICIAN	0.2209	\$6,260
FAIRVIEW CLINICS - UPTOWN	MINNEAPOLIS	PHYSICIAN	0.9805	\$10,203
FAIRVIEW CLINICS-BLOOMINGTON OXBORO	BLOOMINGTON	PHYSICIAN	0.4566	\$43,649
FAIRVIEW CLINICS-UNIVER CHILDRENS	MINNEAPOLIS	PHYSICIAN	2.6430	\$19,647
FAIRVIEW COMPOUNDING PHARMACY	MINNEAPOLIS	PHARMACY	1.5572	\$7,550
FAIRVIEW EDINA PHARMACY	EDINA	PHARMACY	0.2307	\$11,181
FAIRVIEW HOME INFUSION	MINNEAPOLIS	PHARMACY	4.1152	\$489,278
FAIRVIEW LAKES REGIONAL MEDICAL CTR	WYOMING	HOSPITAL	2.1808	\$200,411
FAIRVIEW MAPLE GROVE SURGERY CENTER	MAPLE GROVE	AMBULATORY SURGERY CENTER	0.5368	\$16,394
FAIRVIEW NORTHLAND REGIONAL HOSP	PRINCETON	HOSPITAL	1.8151	\$200,825

Medical Education and Research Cost (MERC) Distribution

Clinical Training Facility	Location	MHCP Facility Type	FTE Clinical Trainees	Funding
FAIRVIEW RIDGES HOSPITAL	BURNSVILLE	HOSPITAL	8.1696	\$742,285
FAIRVIEW RIVERSIDE PHARMACY	MINNEAPOLIS	PHARMACY	0.4806	\$54,866
FAIRVIEW SOUTHDALE HOSPITAL	MINNEAPOLIS	HOSPITAL	20.6154	\$892,044
FAIRVIEW SPECIALTY SERVICES PHARM	MINNEAPOLIS	PHARMACY	5.0761	\$1,289,433
FAIRVIEW UNIV MEDICAL CENTER MESABI	HIBBING	HOSPITAL	2.6040	\$395,870
FALKS NURSING SERVICE PHARMACY	DULUTH	PHARMACY	0.4806	\$33,887
FAMILY ADOLESCENTS AND CHILDREN THE	MENDOTA HEIGHTS	BILL ENTITY FOR MENTAL HEALTH	0.8652	\$6,959
FOND DU LAC HUMAN SERVICES DIVISION	CLOQUET	INDIAN HEALTH FACILITY PROV	0.4493	\$26,352
FRASER CHILD AND FAMILY CENTER	MINNEAPOLIS	COMMUNITY MENTAL HEALTH CENTER	0.7415	\$32,150
GERITOM MED INC	BLOOMINGTON	PHARMACY	2.1299	\$150,064
GILLETTE CHILDRENS SPEC HOSP	ST PAUL	HOSPITAL	14.0743	\$1,068,895
GLENCOE REGIONAL HEALTH SERVICES	GLENCOE	HOSPITAL	1.5853	\$122,702
GOODRICH PHARMACY ANOKA	ANOKA	PHARMACY	1.7842	\$11,329
GOODRICH PHARMACY ST FRANCIS	ST FRANCIS	PHARMACY	0.3076	\$13,207
GRAND ITASCA CLINIC & HOSPITAL	GRAND RAPIDS	HOSPITAL	2.2434	\$276,931
GUIDEPOINT PHARMACY #101	BRAINERD	PHARMACY	0.9034	\$22,854
GUIDEPOINT PHARMACY #106	CROSBY	PHARMACY	0.7688	\$16,371
GUNDERSEN ST ELIZABETH'S HOSPITAL &	WABASHA	HOSPITAL	0.3841	\$7,993
HCMC NORTH LOOP CLINIC	MINNEAPOLIS	PHYSICIAN	0.2580	\$13,615
HCMC SHAPIRO PHARMACY	MINNEAPOLIS	PHARMACY	2.7875	\$32,718
HEALTHHEAST OAKDALE CLINIC	OAKDALE	PHYSICIAN	0.2026	\$10,256
HEALTHHEAST ST JOHNS HOSPITAL	MAPLEWOOD	HOSPITAL	21.7028	\$952,206
HEALTHHEAST TAMARACK CLINIC	WOODBURY	PHYSICIAN	0.2077	\$12,148
HEALTHHEAST WOODBURY CLINIC	WOODBURY	PHYSICIAN	0.2960	\$28,352
HEALTHHEAST WOODWINDS HOSPITAL	WOODBURY	HOSPITAL	18.2760	\$369,726
HEALTHPARTNERS ARDEN HILLS CLINIC	ARDEN HILLS	PHYSICIAN	0.7288	\$32,466
HEALTHPARTNERS BLOOMINGTON	BLOOMINGTON	PHYSICIAN	0.2738	\$36,186
HEALTHPARTNERS BROOKLYN CENTER	BROOKLYN CENTER	PHYSICIAN	0.1661	\$21,293
HEALTHPARTNERS COMO	ST PAUL	PHYSICIAN	0.6610	\$64,319
HEALTHPARTNERS COON RAPIDS	COON RAPIDS	PHYSICIAN	0.2000	\$25,640

Medical Education and Research Cost (MERC) Distribution

Clinical Training Facility	Location	MHCP Facility Type	FTE Clinical Trainees	Funding
HEALTHPARTNERS EAGAN CLINIC	EAGAN	PHYSICIAN	0.1852	\$10,376
HEALTHPARTNERS HLTH CTR FOR WOMEN	ST PAUL	PHYSICIAN	0.6999	\$20,815
HEALTHPARTNERS HOSPICE & PALLIATIVE	BLOOMINGTON	HOSPICE	0.4370	\$84,552
HEALTHPARTNERS MAPLEWOOD	MAPLEWOOD	PHYSICIAN	0.5883	\$33,670
HEALTHPARTNERS MIDWAY CLINIC	ST PAUL	PHYSICIAN	2.9943	\$66,491
HEALTHPARTNERS NEUROSCIENCE CENTER	ST PAUL	PHYSICIAN	2.5449	\$29,313
HEALTHPARTNERS SPECIALTY CENTER 401	ST PAUL	PHYSICIAN	8.6856	\$6,172
HEALTHPARTNERS WEST	ST LOUIS PARK	PHYSICIAN	0.6000	\$25,919
HEALTHPARTNERS WHITE BEAR LAKE	WHITE BEAR LAKE	PHYSICIAN	0.3201	\$19,478
HEALTHPARTNERS WOODBURY	WOODBURY	PHYSICIAN	0.8333	\$58,768
HENNEPIN COUNTY MED CTR RLL 340B	MINNEAPOLIS	PHARMACY	1.0341	\$27,024
HENNEPIN COUNTY MEDICAL CENTER	MINNEAPOLIS	HOSPITAL	373.8601	\$9,519,703
HP RIVERWAY ANOKA	ANOKA	PHYSICIAN	0.5838	\$28,973
HP ST PAUL CLINIC	ST PAUL	PHYSICIAN	5.5060	\$124,835
HUMAN DEVELOPMENT CENTER INC	DULUTH	COMMUNITY MENTAL HEALTH CENTER	2.0165	\$113,105
HUNT SILVER LAKE DRUG	ROCHESTER	PHARMACY	0.1729	\$11,564
HUTCHINSON COMMUNITY HOSPITAL	HUTCHINSON	HOSPITAL	2.1163	\$199,065
LAKE REGION HEALTHCARE CORP	FERGUS FALLS	HOSPITAL	0.7993	\$60,612
LAKE VIEW MEMORIAL HOSPITAL	TWO HARBORS	HOSPITAL	0.1054	\$13,123
LAKEVIEW CLINIC LTD	WACONIA	PHYSICIAN	0.9038	\$30,971
LAKEVIEW MEMORIAL HOSPITAL	STILLWATER	HOSPITAL	3.1368	\$146,790
LAKEWOOD HEALTH SYSTEM	STAPLES	HOSPITAL	3.3099	\$315,882
LLOYDS PHARMACY	ST PAUL	PHARMACY	1.0186	\$41,814
LUTHERAN SOCIAL SERVICES OF MN	ST CLOUD	BILL ENTITY FOR MENTAL HEALTH	0.2163	\$5,122
LYN-LAKE PSYCHOTHERAPY AND WELLNESS	MINNEAPOLIS	BILL ENTITY FOR MENTAL HEALTH	0.7889	\$31,222
M HEALTH CLINICS & SURGERY CENTER	MINNEAPOLIS	PHYSICIAN	47.6247	\$139,389
M HEALTH FAIRVIEW CLINIC - MAPLE G	MAPLE GROVE	PHYSICIAN	2.3811	\$15,970
M HEALTH FAIRVIEW CENTER FOR WOMEN	EDINA	PHYSICIAN	0.2593	\$11,075
M HEALTH FAIRVIEW CLINIC - ANDOVER	ANDOVER	PHYSICIAN	0.6802	\$23,025

Medical Education and Research Cost (MERC) Distribution

Clinical Training Facility	Location	MHCP Facility Type	FTE Clinical Trainees	Funding
M HEALTH FAIRVIEW CLINIC - BROOKLYN	BROOKLYN PARK	PHYSICIAN	1.0371	\$41,595
M HEALTH FAIRVIEW CLINIC - CHISAGO	CHISAGO CITY	PHYSICIAN	0.2348	\$6,127
M HEALTH FAIRVIEW CLINIC - COTTAGE	COTTAGE GROVE	PHYSICIAN	0.1152	\$5,831
M HEALTH FAIRVIEW CLINIC - EAGAN	EAGAN	PHYSICIAN	3.6003	\$22,845
M HEALTH FAIRVIEW CLINIC - ELK RIVE	ELK RIVER	PHYSICIAN	1.2678	\$17,403
M HEALTH FAIRVIEW CLINIC - FRIDLEY	FRIDLEY	PHYSICIAN	1.7076	\$24,153
M HEALTH FAIRVIEW CLINIC - HIGHLAND	ST PAUL	PHYSICIAN	0.3076	\$17,179
M HEALTH FAIRVIEW CLINIC - HUGO	HUGO	PHYSICIAN	0.1500	\$6,410
M HEALTH FAIRVIEW CLINIC - MAPLEWOOD	MAPLEWOOD	PHYSICIAN	1.0652	\$42,978
M HEALTH FAIRVIEW CLINIC - NORTH BR	NORTH BRANCH	PHYSICIAN	0.9225	\$21,026
M HEALTH FAIRVIEW CLINIC - PRINCETO	PRINCETON	PHYSICIAN	0.9214	\$32,068
M HEALTH FAIRVIEW CLINIC - WYOMING	WYOMING	PHYSICIAN	1.4463	\$24,506
M HEALTH FAIRVIEW GERIATRIC SERVICE	ST PAUL	PHYSICIAN	1.3010	\$15,860
M HEALTH FAIRVIEW HEART CLINIC - ED	EDINA	PHYSICIAN	0.1538	\$10,093
M HEALTH FAIRVIEW MASONIC INSTITUTE	MINNEAPOLIS	PHYSICIAN	5.4606	\$10,429
M HEALTH FAIRVIEW SPECIALTY CLINIC	MAPLEWOOD	PHYSICIAN	0.5204	\$11,211
M HEALTH FAIRVIEWCLINIC - MIDWAY	ST PAUL	PHYSICIAN	0.3736	\$13,036
MANKATO CLINIC LTD	MANKATO	PHYSICIAN	1.0984	\$37,612
MAPLE GROVE HOSPITAL CORP	MAPLE GROVE	HOSPITAL	2.6959	\$290,310
MAYO CLINIC	ROCHESTER	PHYSICIAN	462.2370	\$385,034
MAYO CLINIC HEALTH SYSTEM - MANKATO	MANKATO	HOSPITAL	16.7338	\$812,371
MAYO CLINIC HEALTH SYSTEM - WASECA	WASECA	HOSPITAL	0.2840	\$26,314
MAYO CLINIC HEALTH SYSTEM RED WING	RED WING	HOSPITAL	2.8281	\$157,587
MAYO CLINIC HEALTH SYSTEM ST JAMES	ST JAMES	HOSPITAL	0.2957	\$11,819
MAYO CLINIC HEALTH SYSTEM-FAIRMONT	FAIRMONT	HOSPITAL	0.9097	\$99,820
MAYO CLINIC HEALTH SYSTEM-LAKE CITY	LAKE CITY	HOSPITAL	0.1159	\$16,189
MAYO CLINIC HLTH SYSTEM NEW PRAGUE	NEW PRAGUE	HOSPITAL	1.1434	\$94,105
MAYO CLINIC HOSPITAL ROCHESTER	ROCHESTER	HOSPITAL	742.4549	\$3,505,263
MAYO FAMILY CLINIC NORTHEAST	ROCHESTER	PHYSICIAN	0.3881	\$8,166
MAYO FAMILY CLINIC SOUTHEAST	ROCHESTER	PHYSICIAN	0.5697	\$6,469
MCHS - EASTRIDGE CLINIC	MANKATO	PHYSICIAN	5.1601	\$39,317

Medical Education and Research Cost (MERC) Distribution

Clinical Training Facility	Location	MHCP Facility Type	FTE Clinical Trainees	Funding
MCHS - OWATONNA	OWATONNA	PHYSICIAN	0.9913	\$95,027
MCHS ALBERT LEA & AUSTIN	ALBERT LEA	HOSPITAL	5.9700	\$583,899
MERCY HOSPITAL	COON RAPIDS	HOSPITAL	15.6121	\$1,465,571
MILLE LACS HEALTH SYSTEM	ONAMIA	HOSPITAL	1.9974	\$95,991
MINNEAPOLIS CLINIC OF NEUROLOGY	GOLDEN VALLEY	PHYSICIAN	0.3071	\$16,182
NE METRO INTERMEDIATE DISTRICT	WHITE BEAR LAKE	SCHOOL DISTRICT	0.5806	\$19,115
NEW ULM MEDICAL CENTER	NEW ULM	HOSPITAL	2.8573	\$171,205
NORTH MEMORIAL HEALTH CARE	ROBBINSDALE	HOSPITAL	35.0200	\$2,123,743
NORTH MEMORIAL HEALTH CLINIC - BROO	BROOKLYN CENTER	PHYSICIAN	0.7298	\$36,107
NORTH MEMORIAL HEALTH CLINIC - CAMD	MINNEAPOLIS	PHYSICIAN	0.6538	\$6,269
NORTH MEMORIAL HEALTH CLINIC - NEW	NEW HOPE	PHYSICIAN	0.4833	\$8,430
NORTH MEMORIAL HEALTH CLINIC - ST A	ST ANTHONY	PHYSICIAN	0.8638	\$6,120
NORTH MEMORIAL HEALTH URGENT CARE	BLAINE	PHYSICIAN	0.1092	\$7,806
NORTHFIELD HOSPITAL	NORTHFIELD	HOSPITAL	1.2320	\$100,281
NYSTROM & ASSOCIATES LTD	NEW BRIGHTON	PHYSICIAN	1.8494	\$69,154
OLMSTED MEDICAL CENTER	ROCHESTER	HOSPITAL	0.1947	\$25,108
OLMSTED MEDICAL GROUP	ROCHESTER	PHYSICIAN	0.8891	\$35,197
OWATONNA HOSPITAL	OWATONNA	HOSPITAL	3.0133	\$150,770
PARK NICOLLET CLINIC	CHAMPLIN	PHYSICIAN	0.2886	\$7,716
PARK NICOLLET CLINIC BLOOMINGTON	BLOOMINGTON	PHYSICIAN	0.1182	\$23,914
PARK NICOLLET CLINIC BROOKDALE	BROOKLYN CENTER	PHYSICIAN	0.6997	\$79,218
PARK NICOLLET CLINIC CHANHASSEN	CHANHASSEN	PHYSICIAN	0.3465	\$26,850
PARK NICOLLET CLINIC CREEKSIDE	ST LOUIS PARK	PHYSICIAN	7.7389	\$11,317
PARK NICOLLET CLINIC MEADOWBROOK	ST LOUIS PARK	PHYSICIAN	0.9769	\$108,024
PARK NICOLLET CLINIC MINNEAPOLIS	MINNEAPOLIS	PHYSICIAN	0.6798	\$50,369
PARK NICOLLET CLINIC PLYMOUTH	PLYMOUTH	PHYSICIAN	0.3629	\$22,692
PARK NICOLLET CLINIC PRIOR LAKE	PRIOR LAKE	PHYSICIAN	0.1798	\$6,902
PARK NICOLLET CLINIC SHAKOPEE	SHAKOPEE	PHYSICIAN	0.2967	\$42,622
PARK NICOLLET CLINICS	ST LOUIS PARK	PHYSICIAN	5.5209	\$347,190
PARK NICOLLET METHODIST HOSPITAL	ST LOUIS PARK	HOSPITAL	26.6172	\$1,299,578
PERHAM HEALTH	PERHAM	HOSPITAL	0.1920	\$10,499

Medical Education and Research Cost (MERC) Distribution

Clinical Training Facility	Location	MHCP Facility Type	FTE Clinical Trainees	Funding
PHALEN FAMILY PHARMACY LTD	ST PAUL	PHARMACY	0.4804	\$32,894
PIPESTONE COUNTY MEDICAL CENTER	PIPESTONE	HOSPITAL	0.1920	\$17,111
PNC - HEART & VASCULAR CENTER	ST LOUIS PARK	PHYSICIAN	0.1848	\$21,028
PNC MAPLE GROVE CLINIC & SPEC CNTR	MAPLE GROVE	PHYSICIAN	0.5434	\$80,828
PPMNS APPLE VALLEY	APPLE VALLEY	FAMILY PLANNING AGENCY	0.5185	\$9,537
REGIONS HOSPITAL	ST PAUL	HOSPITAL	166.7832	\$3,035,764
RELATE COUNSELING CENTER	MINNETONKA	COMMUNITY MENTAL HEALTH CENTER	0.7787	\$30,514
RICE STREET CLINIC	ST PAUL	PHYSICIAN	0.4516	\$42,091
RIDGEVIEW MEDICAL CENTER	WACONIA	HOSPITAL	1.5688	\$52,983
RIVERWAY CLINICS-ELK RIVER	ELK RIVER	PHYSICIAN	0.1924	\$9,826
RIVERWOOD HEALTHCARE CENTER	AITKIN	HOSPITAL	1.3382	\$101,683
SANFORD BEMIDJI MEDICAL CENTER	BEMIDJI	HOSPITAL	2.7449	\$259,066
SANFORD WORTHINGTON MEDICAL CENTER	WORTHINGTON	HOSPITAL	0.2394	\$11,731
SETZER PHARMACY & GIFT CENTER	ROSEVILLE	PHARMACY	1.1339	\$57,373
SHARPE DILLON COCKSON & ASSOCIATES	EDINA	PHYSICIAN	0.1200	\$5,302
SLEEPY EYE MEDICAL CENTER	SLEEPY EYE	HOSPITAL	0.1920	\$8,997
SOUTH LAKE PEDIATRICS	MINNETONKA	PHYSICIAN	0.1533	\$6,565
SOUTHDALE PEDIATRIC ASSOCIATES LTD	EDINA	PHYSICIAN	0.4895	\$12,294
SPECIALISTS IN GENERAL SURGERY LTD	MAPLE GROVE	PHYSICIAN	0.7669	\$5,274
ST CLOUD HOSPITAL	ST CLOUD	HOSPITAL	16.5690	\$1,875,675
ST CLOUD SURGICAL CENTER	ST CLOUD	AMBULATORY SURGERY CENTER	1.0767	\$74,752
ST DAVID'S CENTER	MINNETONKA	BILL ENTITY FOR MENTAL HEALTH	1.5426	\$33,477
ST FRANCIS REGIONAL MEDICAL CENTER	SHAKOPEE	HOSPITAL	0.6853	\$36,086
ST LUKES HOSPITAL	DULUTH	HOSPITAL	23.6427	\$835,788
ST PAUL CORNER DRUG	ST PAUL	PHARMACY	0.2499	\$6,821
ST PAUL FAMILY MEDICAL CENTER PA	ST PAUL	BILL ENTITY FOR PHYSICIAN SVCS	0.2702	\$12,180
STELLIS HEALTH PA - BUFFALO CLINIC	BUFFALO	PHYSICIAN	1.6048	\$18,685
STELLIS HEALTH PA-MONTICELLO CLINIC	MONTICELLO	PHYSICIAN	1.4849	\$24,841



Medical Education and Research Cost (MERC) Distribution

Clinical Training Facility	Location	MHCP Facility Type	FTE Clinical Trainees	Funding
STEVENS COMMUNITY MEDICAL CENTER	MORRIS	HOSPITAL	0.3225	\$7,763
THE LORENZ CLINIC	VICTORIA	BILL ENTITY FOR MENTAL HEALTH	0.6038	\$15,323
THE LORENZ CLINIC LLC	CHASKA	BILL ENTITY FOR MENTAL HEALTH	0.3057	\$5,619
THE MENTAL HEALTH COLLECTIVE	MINNEAPOLIS	BILL ENTITY FOR MENTAL HEALTH	0.8172	\$5,979
THERAPEUTIC SERVICES AGENCY INC	PINE CITY	BILL ENTITY FOR MENTAL HEALTH	1.5954	\$55,694
TOUCHSTONE MENTAL HEALTH	MINNEAPOLIS	HOME AND COMMUNITY SRV PROV.	0.8708	\$6,824
TRI COUNTY HOSPITAL	WADENA	HOSPITAL	0.8017	\$105,608
TRIA CLINIC	BLOOMINGTON	PHYSICIAN	6.0163	\$32,880
TRIA ORTHOPAEDIC CENTER ASC LLC	BLOOMINGTON	AMBULATORY SURGERY CENTER	0.6880	\$37,110
TRIA ORTHOPAEDIC CENTER LLC	WOODBURY	PHYSICIAN	1.0221	\$25,961
TWIN CITIES ORTHOPEDICS	EAGAN	PHYSICIAN	0.8691	\$13,141
TWIN CITIES ORTHOPEDICS PA	EDINA	PHYSICIAN	0.4199	\$33,030
TWIN CITIES ORTHOPEDICS PA	WOODBURY	PHYSICIAN	0.4686	\$6,416
UMMC FAIRVIEW	MINNEAPOLIS	HOSPITAL	434.0350	\$5,283,262
UMPHYSICIANS CENTER FOR SEXUAL HEAL	MINNEAPOLIS	BILL ENTITY FOR PHYSICIAN SVCS	0.3728	\$11,125
UNITED HOSPITAL	ST PAUL	HOSPITAL	28.3094	\$1,723,938
UNIV OF MN SCHOOL OF DENTISTRY	MINNEAPOLIS	DENTIST	205.1449	\$66,529
UNIVERSITY OF MINNESOTA HEALTH PEDI	WOODBURY	BILL ENTITY FOR PHYSICIAN SVCS	0.2750	\$6,607
VONA CENTER FOR MENTAL HEALTH	NEW HOPE	PHYSICIAN	1.0744	\$8,261
VOYAGE HEALTHCARE	CRYSTAL	PHYSICIAN	0.5138	\$16,999
VOYAGE HEALTHCARE	MAPLE GROVE	PHYSICIAN	0.5203	\$27,807
WALGREENS #03114	EDINA	PHARMACY	0.1153	\$8,539
WALGREENS #04882	INVER GROVE HTS	PHARMACY	0.1536	\$10,557
WALGREENS #06916	OAK PARK HEIGHTS	PHARMACY	0.1153	\$7,878
WALGREENS #07126	DULUTH	PHARMACY	0.1152	\$8,159
WALGREENS #07781	BLAINE	PHARMACY	0.2498	\$15,478

Medical Education and Research Cost (MERC) Distribution

Clinical Training Facility	Location	MHCP Facility Type	FTE Clinical Trainees	Funding
WALGREENS #10188	WOODBURY	PHARMACY	0.1152	\$7,661
WALGREENS #10641	EAGAN	PHARMACY	0.1153	\$8,636
WALGREENS #11690	WACONIA	PHARMACY	0.1345	\$10,091
WALGREENS #13877	DULUTH	PHARMACY	0.3266	\$23,969
WALGREENS #15051	ST CLOUD	PHARMACY	0.1538	\$11,015
WALGREENS #15123	ARDEN HILLS	PHARMACY	0.1537	\$11,019
WALGREENS #15149	DULUTH	PHARMACY	0.3074	\$19,774
WALGREENS #15439	CLOQUET	PHARMACY	0.3075	\$22,838
WALGREENS #16057	MINNEAPOLIS	PHARMACY	0.1729	\$12,313
WALGREENS #16476	ST PAUL	PHARMACY	0.1152	\$8,574
WALGREENS PHARMACY #03122	OAKDALE	PHARMACY	0.1922	\$12,735
WALGREENS PHARMACY #04038	ROSEMOUNT	PHARMACY	0.1537	\$10,694
WALGREENS PHARMACY #04119	MINNEAPOLIS	PHARMACY	0.3331	\$16,245
WALGREENS PHARMACY #09795	ST PAUL	PHARMACY	0.3460	\$26,200
WALGREENS PHARMACY #13163	GRAND RAPIDS	PHARMACY	0.1537	\$11,061
WALGREENS PHARMACY #13753	EDINA	PHARMACY	0.1921	\$13,663
WALGREENS PHARMACY #16275	MINNEAPOLIS	PHARMACY	0.1959	\$14,405
WASHBURN CENTER FOR CHILDREN	MINNEAPOLIS	COMMUNITY MENTAL HEALTH CENTER	3.3323	\$66,434
WELIA HEALTH	MORA	HOSPITAL	3.1817	\$169,201
WHITTIER CLINIC PHARMACY 340B	MINNEAPOLIS	PHARMACY	0.1045	\$15,111
WILDER CHILDREN AND FAMILY SERVICES	ST PAUL	COMMUNITY MENTAL HEALTH CENTER	2.2749	\$113,585
WINONA HEALTH SERVICES	WINONA	HOSPITAL	0.7549	\$26,179
<b>Total</b>			<b>3,200.5246</b>	<b>\$59,127,500</b>

*Facility names are listed as they appear in Minnesota Health Care Program (MHCP) enrollment records. It's important to note that some facilities may share similar names but represent distinct locations and/or MHCP providers.*