



2026 Minnesota Department of Health Annual Network Maps

Medica Insurance Company

Engage by Medica – MNN014

Map Completion Date: July 3, 2025

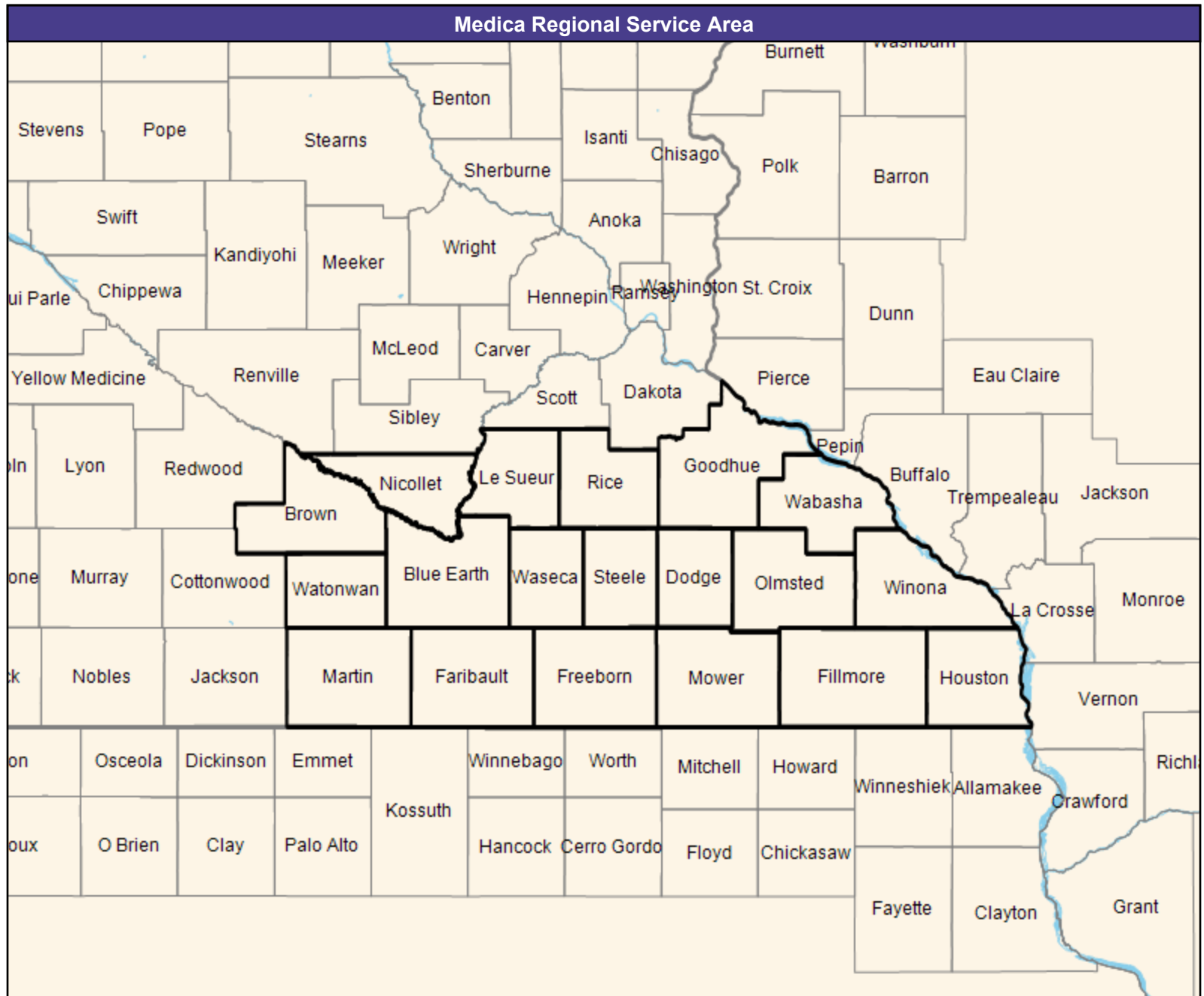
Service Area Map/Engage by Medica/MNN014

July 3, 2025

Created by...
Medica

Service Areas
 Engage by Medica MNN014

35.05 miles



Acupuncture/Engage by Medica/MNN014

Acupuncture benefits are not offered by
Medica Insurance Company for Engage by Medica – MNN014

Allergy and Immunology/Engage by Medica/MNN014

July 3, 2025

Created by...
Medica

Engage by Medica MNN014 Allergy and Immunology

27 providers at 26 locations

- All providers

Allergy and Immunology

Employee Group

National Proxy Census (Engage by Medica MNN014)

Provider Group

Engage by Medica MNN014 Allergy and Immunology (Medica Regional Service Area)

4,455 enrollee locations

- ◆ With access (4,455)
- Without access (0)

The Access Standard is defined as (National Proxy Census (Engage by Medica MNN014)) enrollees accessing in:

Large Metro areas...

- 1 (Engage by Medica MNN014 Allergy and Immunology (Medica Regional Service Area)) provider in 15 miles and 30 minutes

Metro areas...

- 1 (Engage by Medica MNN014 Allergy and Immunology (Medica Regional Service Area)) provider in 30 miles and 45 minutes

Micro areas...

- 1 (Engage by Medica MNN014 Allergy and Immunology (Medica Regional Service Area)) provider in 60 miles and 80 minutes

Rural areas...

- 1 (Engage by Medica MNN014 Allergy and Immunology (Medica Regional Service Area)) provider in 75 miles and 90 minutes

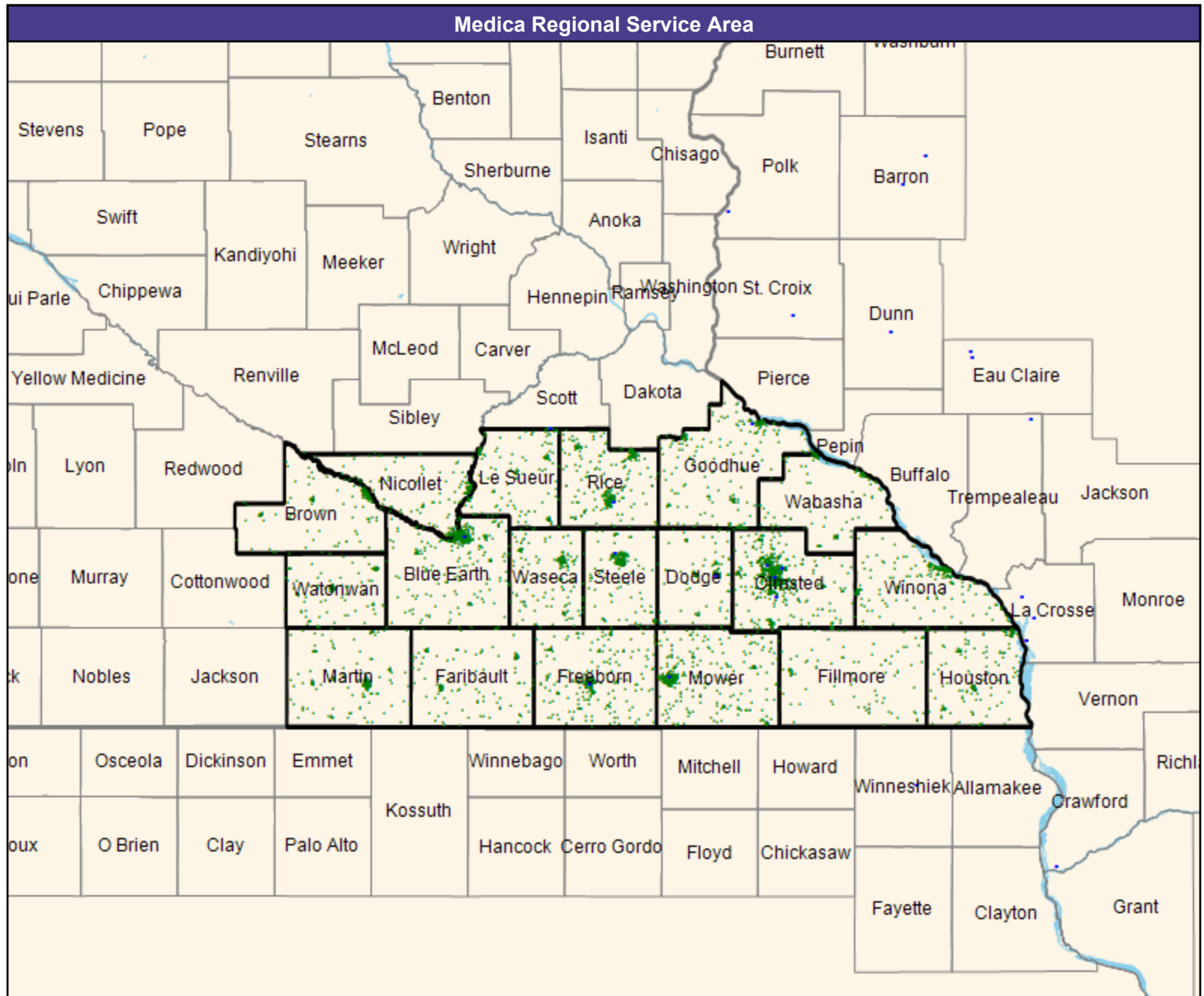
CEAC areas...

- 1 (Engage by Medica MNN014 Allergy and Immunology (Medica Regional Service Area)) provider in 110 miles and 125 minutes

Service Areas

- Engage by Medica MNN014

35.05 miles



Access Detail By County

July 3, 2025

Created by...
Medica

Access Analysis
Allergy and Immunology
Enrollee / Provider Groups
National Proxy Census (Engage by Medica MNN014)
Engage by Medica MNN014 Allergy and Immunology (Medica Regional Service Area)

¹ Access Standard Criteria Abbreviations:

- L: Large Metro
- M: Metro
- I: Micro
- R: Rural
- C: CEAC

All Enrollees										
State Name	County	Enrollee	Provider	Counts	With Access		Without Access		Average Distance	Average Time
		#	Standard ¹	#	#	%	#	%	1	1
Minnesota	Blue Earth	348	1 in 60 miles and 80 mins	6	348	100.0	0	0.0	7.9	8.6
	Brown	138	1 in 75 miles and 90 mins	0	138	100.0	0	0.0	36.8	40.1
	Dodge	108	1 in 75 miles and 90 mins	13	108	100.0	0	0.0	7.3	7.9
	Faribault	149	1 in 75 miles and 90 mins	0	149	100.0	0	0.0	30.4	33.2
	Fillmore	111	1 in 75 miles and 90 mins	0	111	100.0	0	0.0	25.7	28.0
	Freeborn	323	1 in 75 miles and 90 mins	2	323	100.0	0	0.0	7.4	8.1
	Goodhue	225	1 in 60 miles and 80 mins	1	225	100.0	0	0.0	12.9	14.1
	Houston	185	1 in 75 miles and 90 mins	0	185	100.0	0	0.0	16.8	18.2
	Le Sueur	138	1 in 60 miles and 80 mins	0	138	100.0	0	0.0	13.7	14.9
	Martin	195	1 in 75 miles and 90 mins	0	195	100.0	0	0.0	52.6	57.4
	Mower	455	1 in 60 miles and 80 mins	2	455	100.0	0	0.0	8.1	8.8
	Nicollet	162	1 in 60 miles and 80 mins	0	162	100.0	0	0.0	14.2	15.4
	Olmsted	716	1 in 30 miles and 45 mins	53	716	100.0	0	0.0	4.2	4.8
	Rice	319	1 in 30 miles and 45 mins	3	319	100.0	0	0.0	8.7	9.4
Steele	194	1 in 60 miles and 80 mins	5	194	100.0	0	0.0	6.9	7.5	
Wabasha	105	1 in 75 miles and 90 mins	0	105	100.0	0	0.0	23.7	25.9	
Waseca	209	1 in 75 miles and 90 mins	0	209	100.0	0	0.0	17.2	18.7	
Watonwan	130	1 in 75 miles and 90 mins	0	130	100.0	0	0.0	38.1	41.6	
Winona	245	1 in 60 miles and 80 mins	0	245	100.0	0	0.0	22.6	24.6	
Grand Totals		1,767	1 in 60 miles and 80 mins	14	1,767	100.0	0	0.0	11.6	12.6
		1,653	1 in 75 miles and 90 mins	15	1,653	100.0	0	0.0	24.2	26.4
		1,035	1 in 30 miles and 45 mins	56	1,035	100.0	0	0.0	5.6	6.2

Anesthesiology Physicians and CRNAs/Engage by Medica/MNN014

July 3, 2025

Created by...
Medica

Engage by Medica MNN014
Anesthesiology Physicians and CRNAs

957 providers at 48 locations

■ All providers

Anesthesiology Physicians and CRNAs

Employee Group

National Proxy Census (Engage by
Medica MNN014)

Provider Group

Engage by Medica MNN014
Anesthesiology Physicians and CRNAs
(Medica Regional Service Area)

4,455 enrollee locations

◆ With access (4,454)

● Without access (1)

The Access Standard is defined as
(National Proxy Census (Engage by
Medica MNN014)) enrollees accessing in:

Large Metro areas...

1 (Engage by Medica MNN014
Anesthesiology Physicians and
CRNAs (Medica Regional Service
Area)) provider in 10 miles and 20
minutes

Metro areas...

1 (Engage by Medica MNN014
Anesthesiology Physicians and
CRNAs (Medica Regional Service
Area)) provider in 20 miles and 30
minutes

Micro areas...

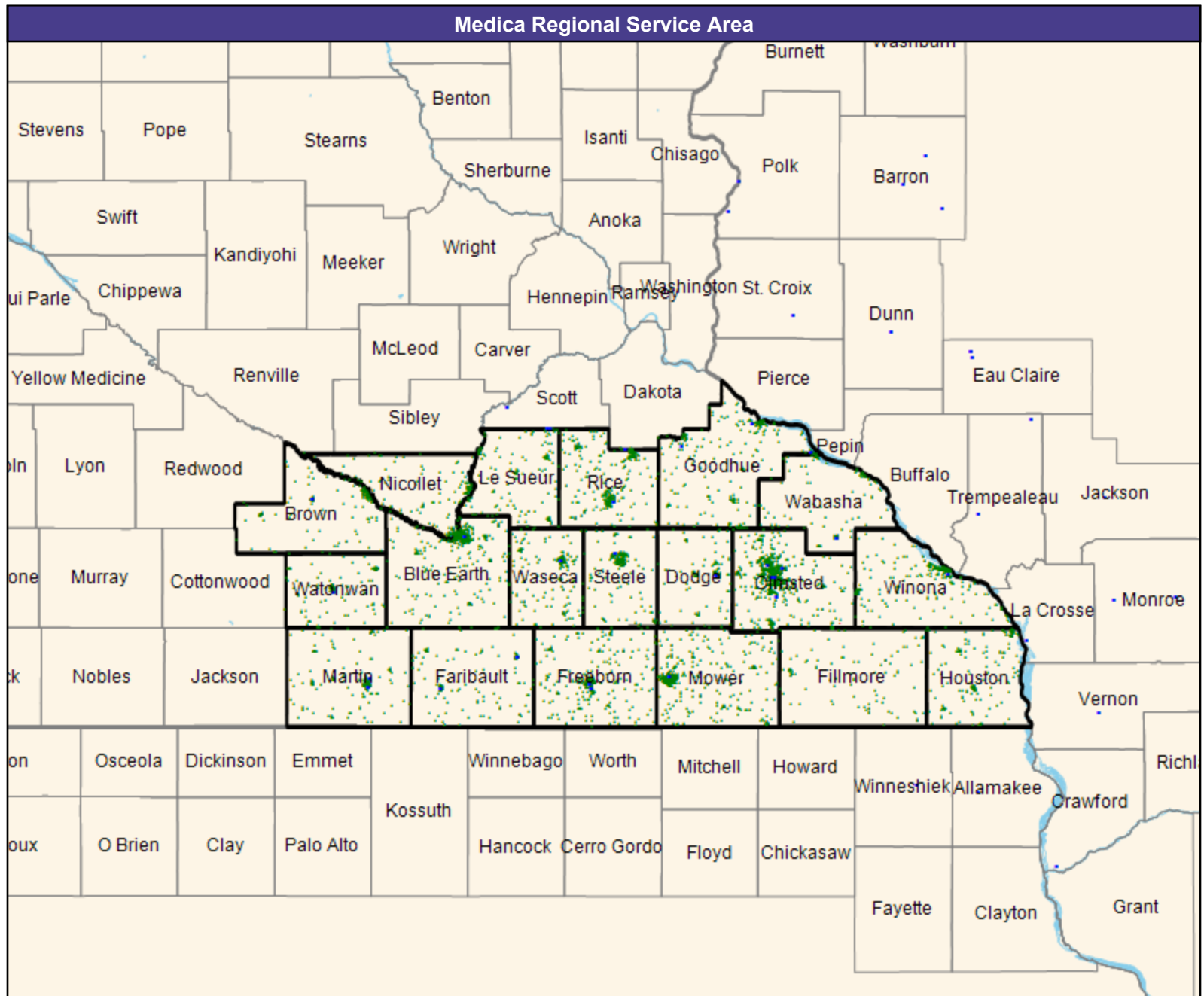
1 (Engage by Medica MNN014
Anesthesiology Physicians and
CRNAs (Medica Regional Service
Area)) provider in 35 miles and 50
minutes

Rural areas...

1 (Engage by Medica MNN014
Anesthesiology Physicians and
CRNAs (Medica Regional Service
Area)) provider in 60 miles and 75
minutes

CEAC areas...

1 (Engage by Medica MNN014
Anesthesiology Physicians and
CRNAs (Medica Regional Service
Area)) provider in 85 miles and 95
minutes



Access Detail By County

July 3, 2025

Created by...
Medica

Access Analysis
Anesthesiology Physicians and CRNAs

Enrollee / Provider Groups
National Proxy Census (Engage by Medica MNN014)
Engage by Medica MNN014
Anesthesiology Physicians and CRNAs (Medica Regional Service Area)

¹ Access Standard Criteria Abbreviations:

- L: Large Metro
- M: Metro
- I: Micro
- R: Rural
- C: CEAC

All Enrollees										
State Name	County	Enrollee	Provider	Counts	With Access		Without Access		Average Distance	Average Time
		#	Standard ¹	#	#	%	#	%	1	1
Minnesota	Blue Earth	348	1 in 35 miles and 50 mins	132	348	100.0	0	0.0	7.4	8.0
	Brown	138	1 in 60 miles and 75 mins	2	138	100.0	0	0.0	12.1	13.2
	Dodge	108	1 in 60 miles and 75 mins	1	108	100.0	0	0.0	7.3	7.9
	Faribault	149	1 in 60 miles and 75 mins	13	149	100.0	0	0.0	7.3	7.9
	Fillmore	111	1 in 60 miles and 75 mins	0	111	100.0	0	0.0	25.0	27.2
	Freeborn	323	1 in 60 miles and 75 mins	68	323	100.0	0	0.0	6.6	7.1
	Goodhue	225	1 in 35 miles and 50 mins	111	225	100.0	0	0.0	8.5	9.3
	Houston	185	1 in 60 miles and 75 mins	0	185	100.0	0	0.0	16.0	17.4
	Le Sueur	138	1 in 35 miles and 50 mins	0	138	100.0	0	0.0	12.0	13.0
	Martin	195	1 in 60 miles and 75 mins	51	195	100.0	0	0.0	7.5	8.2
	Mower	455	1 in 35 miles and 50 mins	66	455	100.0	0	0.0	8.1	8.8
	Nicollet	162	1 in 35 miles and 50 mins	0	162	100.0	0	0.0	11.7	12.7
	Olmsted	716	1 in 20 miles and 30 mins	1,190	715	99.9	1	0.1	4.0	4.5
	Rice	319	1 in 20 miles and 30 mins	1	319	100.0	0	0.0	5.4	5.9
	Steele	194	1 in 35 miles and 50 mins	7	194	100.0	0	0.0	6.8	7.4
	Wabasha	105	1 in 60 miles and 75 mins	3	105	100.0	0	0.0	9.5	10.4
	Waseca	209	1 in 60 miles and 75 mins	38	209	100.0	0	0.0	6.7	7.3
Watonwan	130	1 in 60 miles and 75 mins	18	130	100.0	0	0.0	8.3	9.0	
Winona	245	1 in 35 miles and 50 mins	18	245	100.0	0	0.0	8.6	9.3	
Grand Totals		1,767	1 in 35 miles and 50 mins	334	1,767	100.0	0	0.0	8.6	9.3
		1,653	1 in 60 miles and 75 mins	194	1,653	100.0	0	0.0	9.9	10.8
		1,035	1 in 20 miles and 30 mins	1,191	1,034	99.9	1	0.1	4.4	4.9

Cardiology/Engage by Medica/MNN014

July 3, 2025

Created by...
Medica

Engage by Medica MNN014 Cardiology

454 providers at 59 locations

■ All providers

Cardiology

Employee Group

National Proxy Census (Engage by Medica MNN014)

Provider Group

Engage by Medica MNN014
Cardiology (Medica Regional Service Area)

4,455 enrollee locations

◆ With access (4,451)

● Without access (4)

The Access Standard is defined as (National Proxy Census (Engage by Medica MNN014)) enrollees accessing in:

Large Metro areas...

1 (Engage by Medica MNN014 Cardiology (Medica Regional Service Area)) provider in 10 miles and 20 minutes

Metro areas...

1 (Engage by Medica MNN014 Cardiology (Medica Regional Service Area)) provider in 20 miles and 30 minutes

Micro areas...

1 (Engage by Medica MNN014 Cardiology (Medica Regional Service Area)) provider in 35 miles and 50 minutes

Rural areas...

1 (Engage by Medica MNN014 Cardiology (Medica Regional Service Area)) provider in 60 miles and 75 minutes

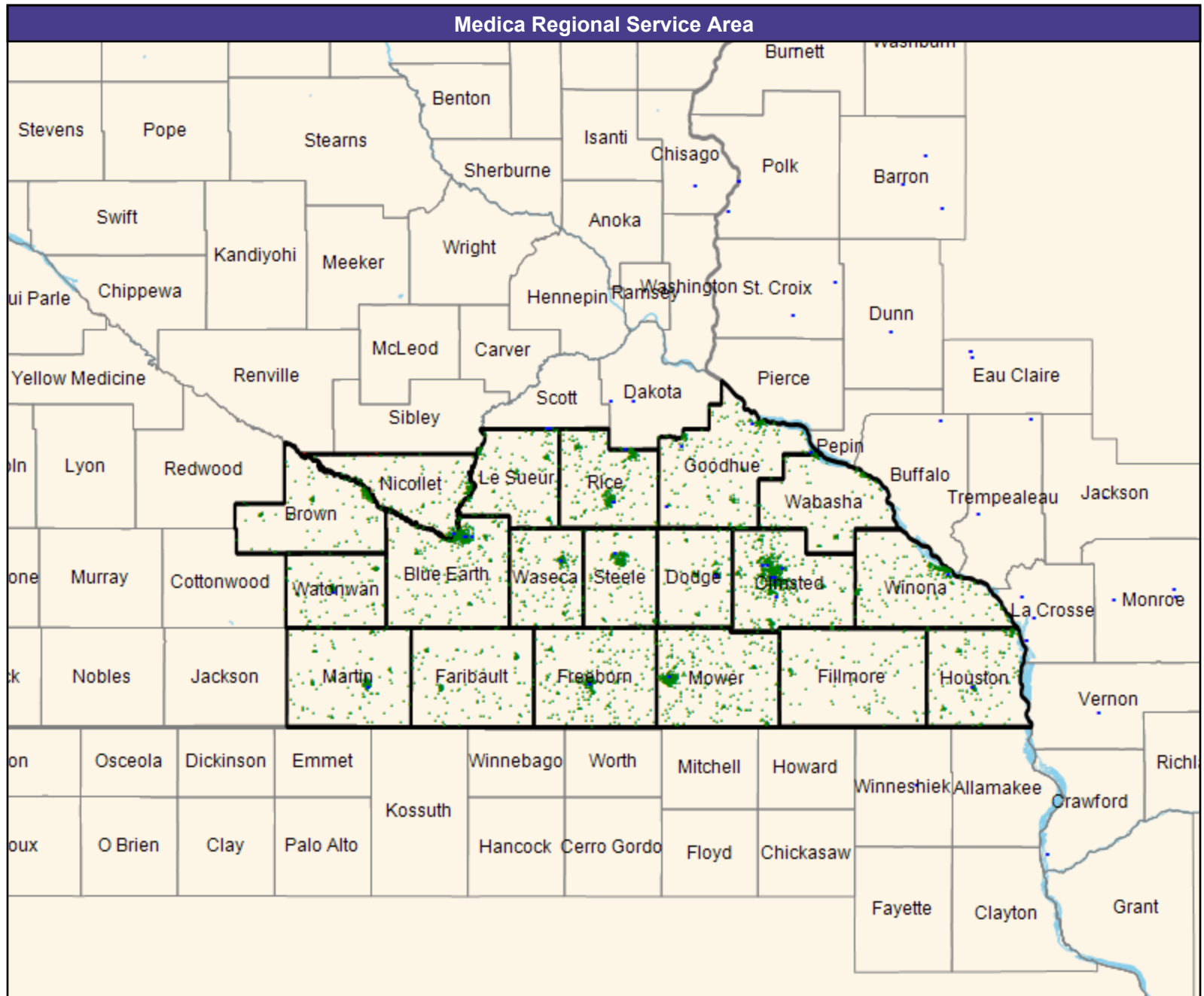
CEAC areas...

1 (Engage by Medica MNN014 Cardiology (Medica Regional Service Area)) provider in 85 miles and 95 minutes

Service Areas

□ Engage by Medica MNN014

35.05 miles



Access Detail By County

July 3, 2025

Created by...
Medica

Access Analysis
Cardiology
Enrollee / Provider Groups
National Proxy Census (Engage by Medica MNN014)
Engage by Medica MNN014
Cardiology (Medica Regional Service Area)

¹ Access Standard Criteria Abbreviations:

L: Large Metro
M: Metro
I: Micro
R: Rural
C: CEAC

All Enrollees										
State Name	County	Enrollee	Provider	Counts	With Access		Without Access		Average Distance	Average Time
		#	Standard ¹	#	#	%	#	%	1	1
Minnesota	Blue Earth	348	1 in 35 miles and 50 mins	235	348	100.0	0	0.0	6.8	7.4
	Brown	138	1 in 60 miles and 75 mins	0	138	100.0	0	0.0	26.4	28.8
	Dodge	108	1 in 60 miles and 75 mins	309	108	100.0	0	0.0	6.9	7.5
	Faribault	149	1 in 60 miles and 75 mins	0	149	100.0	0	0.0	21.8	23.7
	Fillmore	111	1 in 60 miles and 75 mins	0	111	100.0	0	0.0	23.4	25.5
	Freeborn	323	1 in 60 miles and 75 mins	115	323	100.0	0	0.0	7.4	8.1
	Goodhue	225	1 in 35 miles and 50 mins	341	225	100.0	0	0.0	7.2	7.9
	Houston	185	1 in 60 miles and 75 mins	4	185	100.0	0	0.0	7.3	7.9
	Le Sueur	138	1 in 35 miles and 50 mins	0	138	100.0	0	0.0	12.3	13.4
	Martin	195	1 in 60 miles and 75 mins	116	195	100.0	0	0.0	8.1	8.8
	Mower	455	1 in 35 miles and 50 mins	115	455	100.0	0	0.0	8.1	8.8
	Nicollet	162	1 in 35 miles and 50 mins	4	159	98.1	3	1.9	12.1	13.1
	Olmsted	716	1 in 20 miles and 30 mins	1,254	715	99.9	1	0.1	3.9	4.3
	Rice	319	1 in 20 miles and 30 mins	109	319	100.0	0	0.0	5.3	5.7
	Steele	194	1 in 35 miles and 50 mins	113	194	100.0	0	0.0	6.8	7.4
	Wabasha	105	1 in 60 miles and 75 mins	0	105	100.0	0	0.0	14.4	15.8
	Waseca	209	1 in 60 miles and 75 mins	113	209	100.0	0	0.0	7.2	7.8
Watonwan	130	1 in 60 miles and 75 mins	113	130	100.0	0	0.0	8.3	9.0	
Winona	245	1 in 35 miles and 50 mins	11	245	100.0	0	0.0	9.0	9.7	
Grand Totals		1,767	1 in 35 miles and 50 mins	819	1,764	99.8	3	0.2	8.4	9.1
		1,653	1 in 60 miles and 75 mins	770	1,653	100.0	0	0.0	11.9	12.9
		1,035	1 in 20 miles and 30 mins	1,363	1,034	99.9	1	0.1	4.3	4.7

Cardiothoracic Surgery/Engage by Medica/MNN014

July 3, 2025

Created by...
Medica

Engage by Medica MNN014
Cardiothoracic Surgery

454 providers at 59 locations

■ All providers

Cardiothoracic Surgery

Employee Group

National Proxy Census (Engage by
Medica MNN014)

Provider Group

Engage by Medica MNN014
Cardiothoracic Surgery (Medica
Regional Service Area)

4,455 enrollee locations

◆ With access (4,455)

● Without access (0)

The Access Standard is defined as
(National Proxy Census (Engage by
Medica MNN014)) enrollees accessing in:

Large Metro areas...

1 (Engage by Medica MNN014
Cardiothoracic Surgery (Medica
Regional Service Area)) provider in
15 miles and 30 minutes

Metro areas...

1 (Engage by Medica MNN014
Cardiothoracic Surgery (Medica
Regional Service Area)) provider in
40 miles and 60 minutes

Micro areas...

1 (Engage by Medica MNN014
Cardiothoracic Surgery (Medica
Regional Service Area)) provider in
75 miles and 100 minutes

Rural areas...

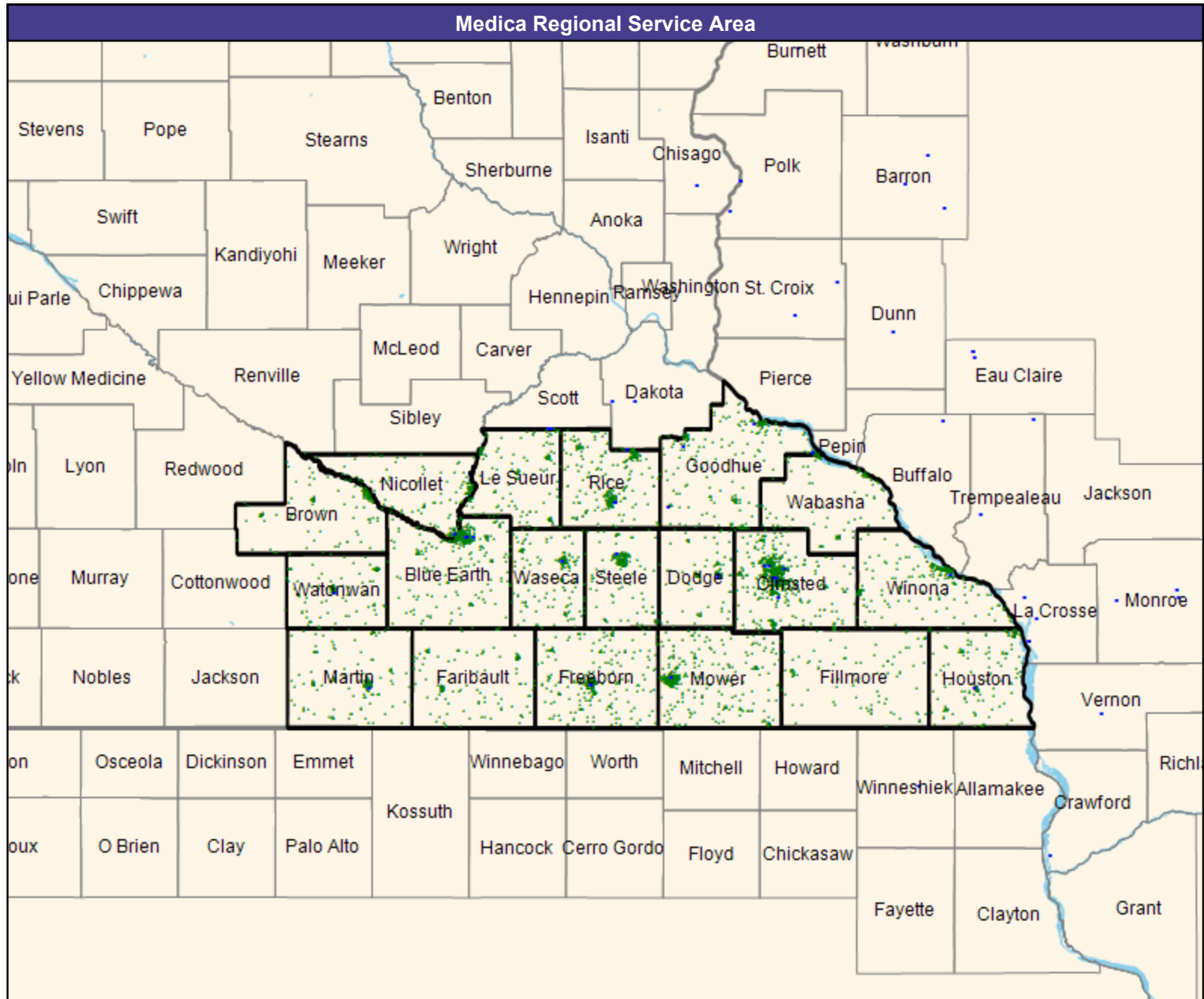
1 (Engage by Medica MNN014
Cardiothoracic Surgery (Medica
Regional Service Area)) provider in
90 miles and 110 minutes

CEAC areas...

1 (Engage by Medica MNN014
Cardiothoracic Surgery (Medica
Regional Service Area)) provider in
130 miles and 145 minutes

Service Areas

□ Engage by Medica MNN014



Access Detail By County

July 3, 2025

Created by...
Medica

Access Analysis
Cardiothoracic Surgery
Enrollee / Provider Groups
National Proxy Census (Engage by Medica MNN014)
Engage by Medica MNN014
Cardiothoracic Surgery (Medica Regional Service Area)

¹ Access Standard Criteria Abbreviations:

- L: Large Metro
- M: Metro
- I: Micro
- R: Rural
- C: CEAC

All Enrollees										
State Name	County	Enrollee	Provider	Counts	With Access		Without Access		Average Distance	Average Time
		#	Standard ¹	#	#	%	#	%	1	1
Minnesota	Blue Earth	348	1 in 75 miles and 100 mins	235	348	100.0	0	0.0	6.8	7.4
	Brown	138	1 in 90 miles and 110 mins	0	138	100.0	0	0.0	26.4	28.8
	Dodge	108	1 in 90 miles and 110 mins	309	108	100.0	0	0.0	6.9	7.5
	Faribault	149	1 in 90 miles and 110 mins	0	149	100.0	0	0.0	21.8	23.7
	Fillmore	111	1 in 90 miles and 110 mins	0	111	100.0	0	0.0	23.4	25.5
	Freeborn	323	1 in 90 miles and 110 mins	115	323	100.0	0	0.0	7.4	8.1
	Goodhue	225	1 in 75 miles and 100 mins	341	225	100.0	0	0.0	7.2	7.9
	Houston	185	1 in 90 miles and 110 mins	4	185	100.0	0	0.0	7.3	7.9
	Le Sueur	138	1 in 75 miles and 100 mins	0	138	100.0	0	0.0	12.3	13.4
	Martin	195	1 in 90 miles and 110 mins	116	195	100.0	0	0.0	8.1	8.8
	Mower	455	1 in 75 miles and 100 mins	115	455	100.0	0	0.0	8.1	8.8
	Nicollet	162	1 in 75 miles and 100 mins	4	162	100.0	0	0.0	12.1	13.1
	Olmsted	716	1 in 40 miles and 60 mins	1,254	716	100.0	0	0.0	3.9	4.3
	Rice	319	1 in 40 miles and 60 mins	109	319	100.0	0	0.0	5.3	5.7
	Steele	194	1 in 75 miles and 100 mins	113	194	100.0	0	0.0	6.8	7.4
	Wabasha	105	1 in 90 miles and 110 mins	0	105	100.0	0	0.0	14.4	15.8
	Waseca	209	1 in 90 miles and 110 mins	113	209	100.0	0	0.0	7.2	7.8
Watonwan	130	1 in 90 miles and 110 mins	113	130	100.0	0	0.0	8.3	9.0	
Winona	245	1 in 75 miles and 100 mins	11	245	100.0	0	0.0	9.0	9.7	
Grand Totals		1,767	1 in 75 miles and 100 mins	819	1,767	100.0	0	0.0	8.4	9.1
		1,653	1 in 90 miles and 110 mins	770	1,653	100.0	0	0.0	11.9	12.9
		1,035	1 in 40 miles and 60 mins	1,363	1,035	100.0	0	0.0	4.3	4.7

Chiropractic Services/Engage by Medica/MNN014

July 3, 2025

Created by...
Medica

Engage by Medica MNN014 Chiropractic Services

1,878 providers at 1,362 locations

■ All providers

Chiropractic Services

Employee Group

National Proxy Census (Engage by Medica MNN014)

Provider Group

Engage by Medica MNN014 Chiropractic Services (Medica Regional Service Area)

4,455 enrollee locations

◆ With access (4,455)

● Without access (0)

The Access Standard is defined as (National Proxy Census (Engage by Medica MNN014)) enrollees accessing in:

Large Metro areas...

1 (Engage by Medica MNN014 Chiropractic Services (Medica Regional Service Area)) provider in 15 miles and 30 minutes

Metro areas...

1 (Engage by Medica MNN014 Chiropractic Services (Medica Regional Service Area)) provider in 30 miles and 45 minutes

Micro areas...

1 (Engage by Medica MNN014 Chiropractic Services (Medica Regional Service Area)) provider in 60 miles and 80 minutes

Rural areas...

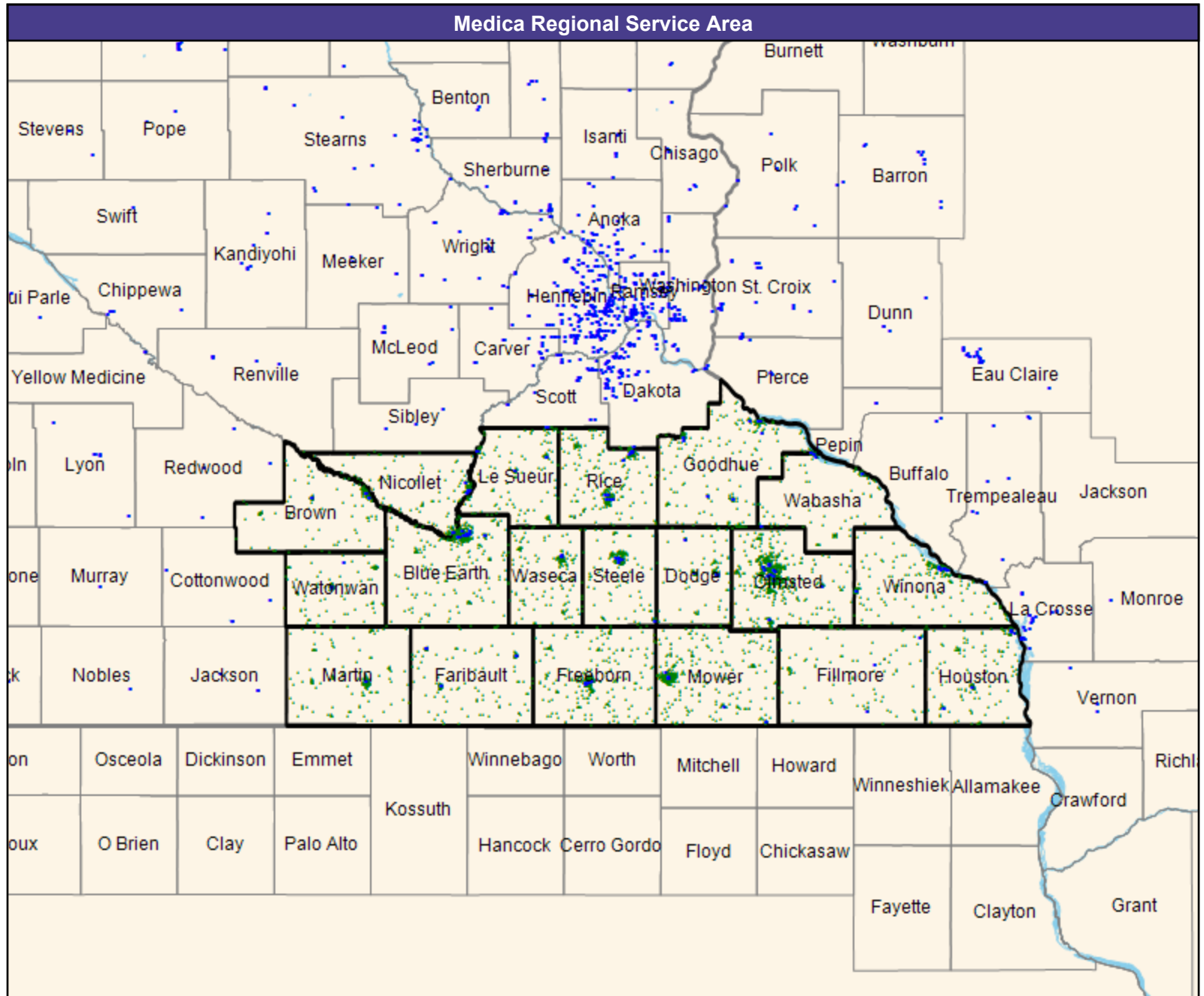
1 (Engage by Medica MNN014 Chiropractic Services (Medica Regional Service Area)) provider in 75 miles and 90 minutes

CEAC areas...

1 (Engage by Medica MNN014 Chiropractic Services (Medica Regional Service Area)) provider in 110 miles and 125 minutes

Service Areas

□ Engage by Medica MNN014



Access Detail By County

July 3, 2025

Created by...
Medica

Access Analysis
Chiropractic Services
Enrollee / Provider Groups
National Proxy Census (Engage by Medica MNN014)
Engage by Medica MNN014
Chiropractic Services (Medica Regional Service Area)

¹ Access Standard Criteria Abbreviations:

- L: Large Metro
- M: Metro
- I: Micro
- R: Rural
- C: CEAC

All Enrollees										
State Name	County	Enrollee	Provider	Counts	With Access		Without Access		Average Distance	Average Time
		#	Standard ¹	#	#	%	#	%	1	1
Minnesota	Blue Earth	348	1 in 60 miles and 80 mins	21	348	100.0	0	0.0	5.3	5.8
	Brown	138	1 in 75 miles and 90 mins	8	138	100.0	0	0.0	5.2	5.7
	Dodge	108	1 in 75 miles and 90 mins	8	108	100.0	0	0.0	3.8	4.1
	Faribault	149	1 in 75 miles and 90 mins	6	149	100.0	0	0.0	5.9	6.4
	Fillmore	111	1 in 75 miles and 90 mins	4	111	100.0	0	0.0	9.1	9.9
	Freeborn	323	1 in 75 miles and 90 mins	8	323	100.0	0	0.0	6.1	6.6
	Goodhue	225	1 in 60 miles and 80 mins	16	225	100.0	0	0.0	3.9	4.3
	Houston	185	1 in 75 miles and 90 mins	7	185	100.0	0	0.0	4.8	5.2
	Le Sueur	138	1 in 60 miles and 80 mins	11	138	100.0	0	0.0	4.8	5.1
	Martin	195	1 in 75 miles and 90 mins	2	195	100.0	0	0.0	7.3	7.9
	Mower	455	1 in 60 miles and 80 mins	9	455	100.0	0	0.0	4.5	4.8
	Nicollet	162	1 in 60 miles and 80 mins	13	162	100.0	0	0.0	3.9	4.2
	Olmsted	716	1 in 30 miles and 45 mins	20	716	100.0	0	0.0	2.7	3.1
	Rice	319	1 in 30 miles and 45 mins	20	319	100.0	0	0.0	3.7	4.1
	Steele	194	1 in 60 miles and 80 mins	7	194	100.0	0	0.0	3.4	3.7
	Wabasha	105	1 in 75 miles and 90 mins	6	105	100.0	0	0.0	7.1	7.7
	Waseca	209	1 in 75 miles and 90 mins	7	209	100.0	0	0.0	6.7	7.3
	Watonwan	130	1 in 75 miles and 90 mins	3	130	100.0	0	0.0	6.2	6.8
	Winona	245	1 in 60 miles and 80 mins	12	245	100.0	0	0.0	4.2	4.5
	Grand Totals		1,767	1 in 60 miles and 80 mins	89	1,767	100.0	0	0.0	4.4
		1,653	1 in 75 miles and 90 mins	59	1,653	100.0	0	0.0	6.2	6.7
		1,035	1 in 30 miles and 45 mins	40	1,035	100.0	0	0.0	3.0	3.4

Colon and Rectal/Engage by Medica/MNN014

July 3, 2025

Created by...
Medica

Engage by Medica MNN014 Colon and Rectal

25 providers at 10 locations

- All providers

Colon and Rectal

Employee Group

National Proxy Census (Engage by Medica MNN014)

Provider Group

Engage by Medica MNN014 Colon and Rectal (Medica Regional Service Area)

4,455 enrollee locations

- ◆ With access (4,113)
- Without access (342)

The Access Standard is defined as (National Proxy Census (Engage by Medica MNN014)) enrollees accessing in:

Large Metro areas...

- 1 (Engage by Medica MNN014 Colon and Rectal (Medica Regional Service Area)) provider in 10 miles and 20 minutes

Metro areas...

- 1 (Engage by Medica MNN014 Colon and Rectal (Medica Regional Service Area)) provider in 30 miles and 45 minutes

Micro areas...

- 1 (Engage by Medica MNN014 Colon and Rectal (Medica Regional Service Area)) provider in 45 miles and 60 minutes

Rural areas...

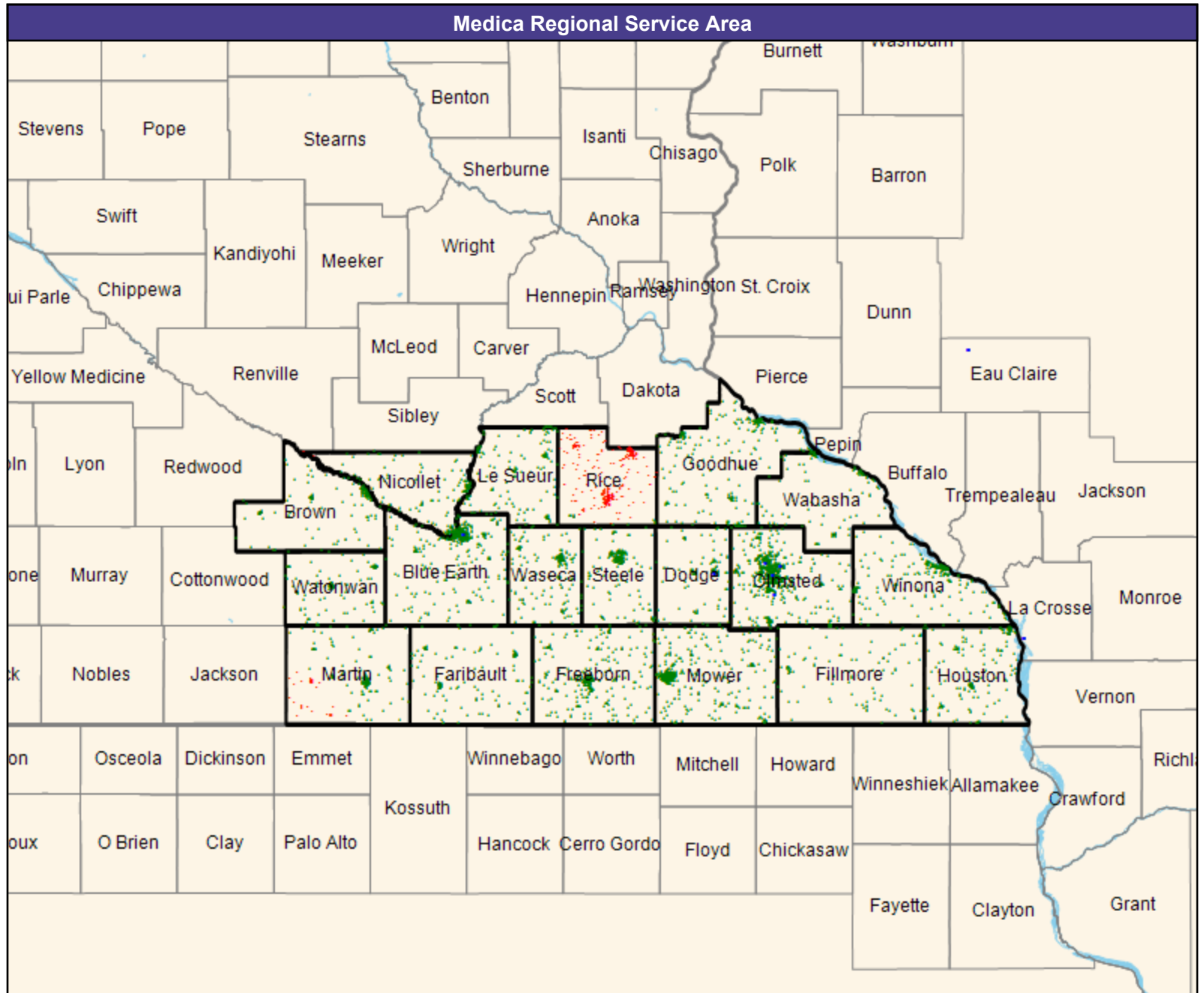

- 1 (Engage by Medica MNN014 Colon and Rectal (Medica Regional Service Area)) provider in 60 miles and 75 minutes

CEAC areas...

- 1 (Engage by Medica MNN014 Colon and Rectal (Medica Regional Service Area)) provider in 100 miles and 110 minutes

Service Areas

- Engage by Medica MNN014



Access Detail By County

July 3, 2025

Created by...
Medica

Access Analysis
Colon and Rectal
Enrollee / Provider Groups
National Proxy Census (Engage by Medica MNN014)
Engage by Medica MNN014 Colon and Rectal (Medica Regional Service Area)

¹ Access Standard Criteria Abbreviations:

L: Large Metro
M: Metro
I: Micro
R: Rural
C: CEAC

All Enrollees										
State Name	County	Enrollee	Provider	Counts	With Access		Without Access		Average Distance	Average Time
		#	Standard ¹	#	#	%	#	%	1	1
Minnesota	Blue Earth	348	1 in 45 miles and 60 mins	1	348	100.0	0	0.0	7.9	8.6
	Brown	138	1 in 60 miles and 75 mins	0	138	100.0	0	0.0	36.8	40.1
	Dodge	108	1 in 60 miles and 75 mins	21	108	100.0	0	0.0	7.6	8.2
	Faribault	149	1 in 60 miles and 75 mins	0	149	100.0	0	0.0	38.2	41.6
	Fillmore	111	1 in 60 miles and 75 mins	0	111	100.0	0	0.0	30.2	32.9
	Freeborn	323	1 in 60 miles and 75 mins	0	323	100.0	0	0.0	47.4	51.8
	Goodhue	225	1 in 45 miles and 60 mins	0	225	100.0	0	0.0	29.8	33.3
	Houston	185	1 in 60 miles and 75 mins	0	185	100.0	0	0.0	18.1	19.7
	Le Sueur	138	1 in 45 miles and 60 mins	0	138	100.0	0	0.0	26.8	29.1
	Martin	195	1 in 60 miles and 75 mins	0	162	83.1	33	16.9	52.6	57.4
	Mower	455	1 in 45 miles and 60 mins	0	455	100.0	0	0.0	29.4	32.0
	Nicollet	162	1 in 45 miles and 60 mins	0	160	98.8	2	1.2	14.2	15.4
	Olmsted	716	1 in 30 miles and 45 mins	85	716	100.0	0	0.0	4.2	4.8
	Rice	319	1 in 30 miles and 45 mins	0	12	3.8	307	96.2	39.8	43.4
	Steele	194	1 in 45 miles and 60 mins	0	194	100.0	0	0.0	26.1	28.4
	Wabasha	105	1 in 60 miles and 75 mins	0	105	100.0	0	0.0	26.3	28.8
	Waseca	209	1 in 60 miles and 75 mins	0	209	100.0	0	0.0	27.1	29.5
	Watonwan	130	1 in 60 miles and 75 mins	0	130	100.0	0	0.0	38.1	41.6
	Winona	245	1 in 45 miles and 60 mins	0	245	100.0	0	0.0	29.1	31.7
	Grand Totals		1,767	1 in 45 miles and 60 mins	1	1,765	99.9	2	0.1	23.2
		1,653	1 in 60 miles and 75 mins	21	1,620	98.0	33	2.0	34.6	37.8
		1,035	1 in 30 miles and 45 mins	85	728	70.3	307	29.7	15.2	16.7

Dental Providers - Pediatric/Engage by Medica/MNN014

Pediatric dental benefits are not offered by
Medica Insurance Company for
Engage by Medica – MNN014

Dermatology/Engage by Medica/MNN014

July 3, 2025

Created by...
Medica

Engage by Medica MNN014 Dermatology

70 providers at 38 locations

■ All providers

Dermatology

Employee Group

National Proxy Census (Engage by Medica MNN014)

Provider Group

Engage by Medica MNN014 Dermatology (Medica Regional Service Area)

4,455 enrollee locations

◆ With access (4,455)

● Without access (0)

The Access Standard is defined as (National Proxy Census (Engage by Medica MNN014)) enrollees accessing in:

Large Metro areas...

1 (Engage by Medica MNN014 Dermatology (Medica Regional Service Area)) provider in 10 miles and 20 minutes

Metro areas...

1 (Engage by Medica MNN014 Dermatology (Medica Regional Service Area)) provider in 30 miles and 45 minutes

Micro areas...

1 (Engage by Medica MNN014 Dermatology (Medica Regional Service Area)) provider in 45 miles and 60 minutes

Rural areas...

1 (Engage by Medica MNN014 Dermatology (Medica Regional Service Area)) provider in 60 miles and 75 minutes

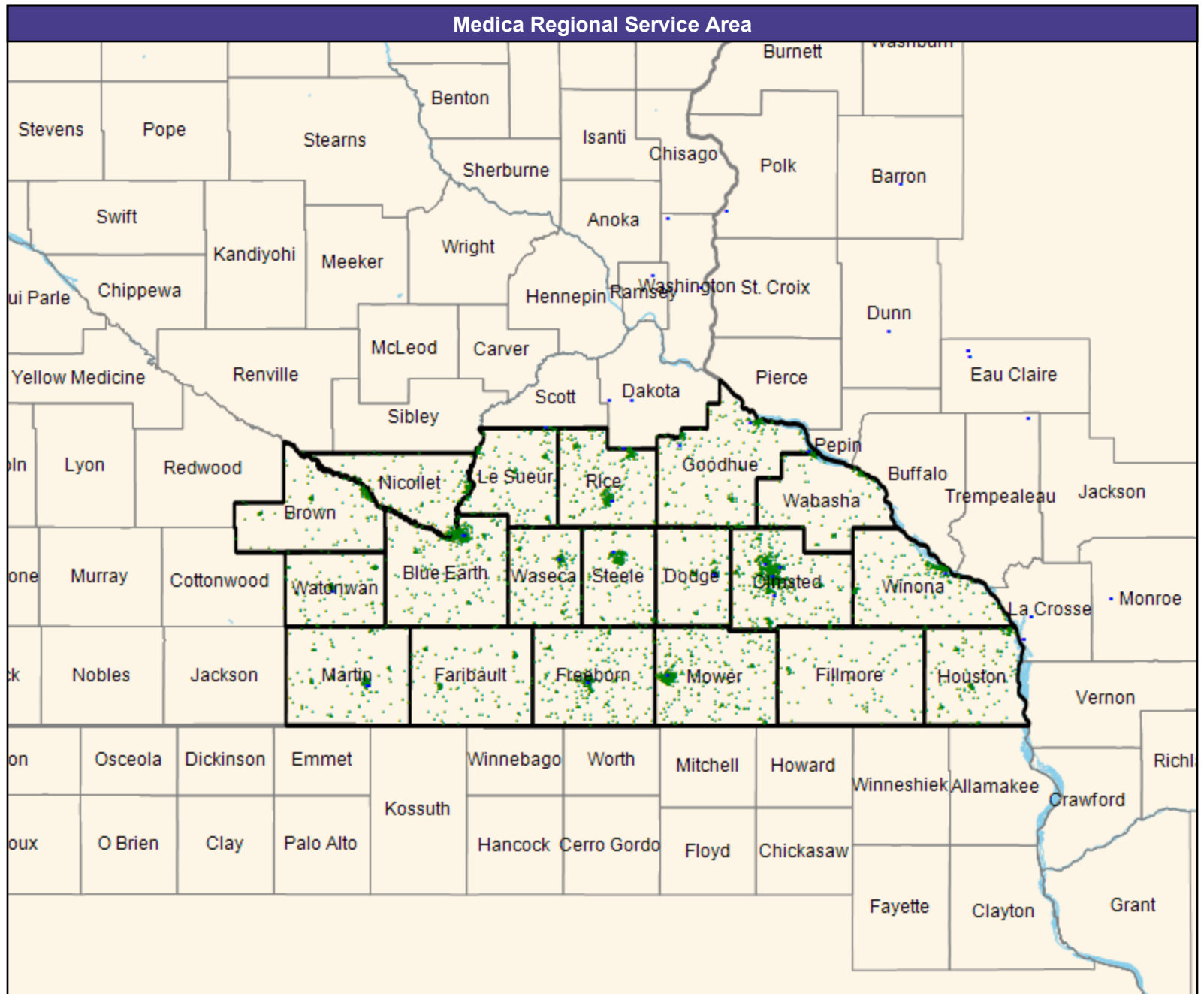
CEAC areas...

1 (Engage by Medica MNN014 Dermatology (Medica Regional Service Area)) provider in 100 miles and 110 minutes

Service Areas

☐ Engage by Medica MNN014

35.05 miles



Access Detail By County

July 3, 2025

Created by...
Medica

Access Analysis
Dermatology
Enrollee / Provider Groups
National Proxy Census (Engage by Medica MNN014)
Engage by Medica MNN014
Dermatology (Medica Regional Service Area)

¹ Access Standard Criteria Abbreviations:

L: Large Metro
M: Metro
I: Micro
R: Rural
C: CEAC

All Enrollees										
State Name	County	Enrollee	Provider	Counts	With Access		Without Access		Average Distance	Average Time
		#	Standard ¹	#	#	%	#	%	1	1
Minnesota	Blue Earth	348	1 in 45 miles and 60 mins	8	348	100.0	0	0.0	7.4	8.1
	Brown	138	1 in 60 miles and 75 mins	0	138	100.0	0	0.0	26.8	29.2
	Dodge	108	1 in 60 miles and 75 mins	40	108	100.0	0	0.0	7.3	7.9
	Faribault	149	1 in 60 miles and 75 mins	0	149	100.0	0	0.0	21.7	23.7
	Fillmore	111	1 in 60 miles and 75 mins	0	111	100.0	0	0.0	28.9	31.5
	Freeborn	323	1 in 60 miles and 75 mins	3	323	100.0	0	0.0	7.4	8.1
	Goodhue	225	1 in 45 miles and 60 mins	7	225	100.0	0	0.0	8.5	9.3
	Houston	185	1 in 60 miles and 75 mins	0	185	100.0	0	0.0	17.8	19.4
	Le Sueur	138	1 in 45 miles and 60 mins	0	138	100.0	0	0.0	12.7	13.8
	Martin	195	1 in 60 miles and 75 mins	4	195	100.0	0	0.0	8.0	8.7
	Mower	455	1 in 45 miles and 60 mins	3	455	100.0	0	0.0	8.1	8.8
	Nicollet	162	1 in 45 miles and 60 mins	0	162	100.0	0	0.0	13.6	14.8
	Olmsted	716	1 in 30 miles and 45 mins	161	716	100.0	0	0.0	4.2	4.8
	Rice	319	1 in 30 miles and 45 mins	2	319	100.0	0	0.0	5.5	5.9
	Steele	194	1 in 45 miles and 60 mins	2	194	100.0	0	0.0	6.8	7.4
	Wabasha	105	1 in 60 miles and 75 mins	0	105	100.0	0	0.0	14.5	15.9
	Waseca	209	1 in 60 miles and 75 mins	2	209	100.0	0	0.0	7.2	7.8
	Watonwan	130	1 in 60 miles and 75 mins	2	130	100.0	0	0.0	8.3	9.0
	Winona	245	1 in 45 miles and 60 mins	4	245	100.0	0	0.0	9.1	9.9
	Grand Totals	1,767	1 in 45 miles and 60 mins	24	1,767	100.0	0	0.0	8.9	9.7
		1,653	1 in 60 miles and 75 mins	51	1,653	100.0	0	0.0	13.5	14.7
		1,035	1 in 30 miles and 45 mins	163	1,035	100.0	0	0.0	4.6	5.1

Emergency Medicine/Engage by Medica/MNN014

July 3, 2025

Created by...
Medica

Engage by Medica MNN014 Emergency Medicine

3,812 providers at 33 locations

- All providers

Emergency Medicine

Employee Group

National Proxy Census (Engage by Medica MNN014)

Provider Group

Engage by Medica MNN014
Emergency Medicine (Medica Regional Service Area)

4,455 enrollee locations

- ◆ With access (4,455)
- Without access (0)

The Access Standard is defined as (National Proxy Census (Engage by Medica MNN014)) enrollees accessing in:

Large Metro areas...

1 (Engage by Medica MNN014 Emergency Medicine (Medica Regional Service Area)) provider in 10 miles and 20 minutes

Metro areas...

1 (Engage by Medica MNN014 Emergency Medicine (Medica Regional Service Area)) provider in 30 miles and 45 minutes

Micro areas...

1 (Engage by Medica MNN014 Emergency Medicine (Medica Regional Service Area)) provider in 60 miles and 80 minutes

Rural areas...

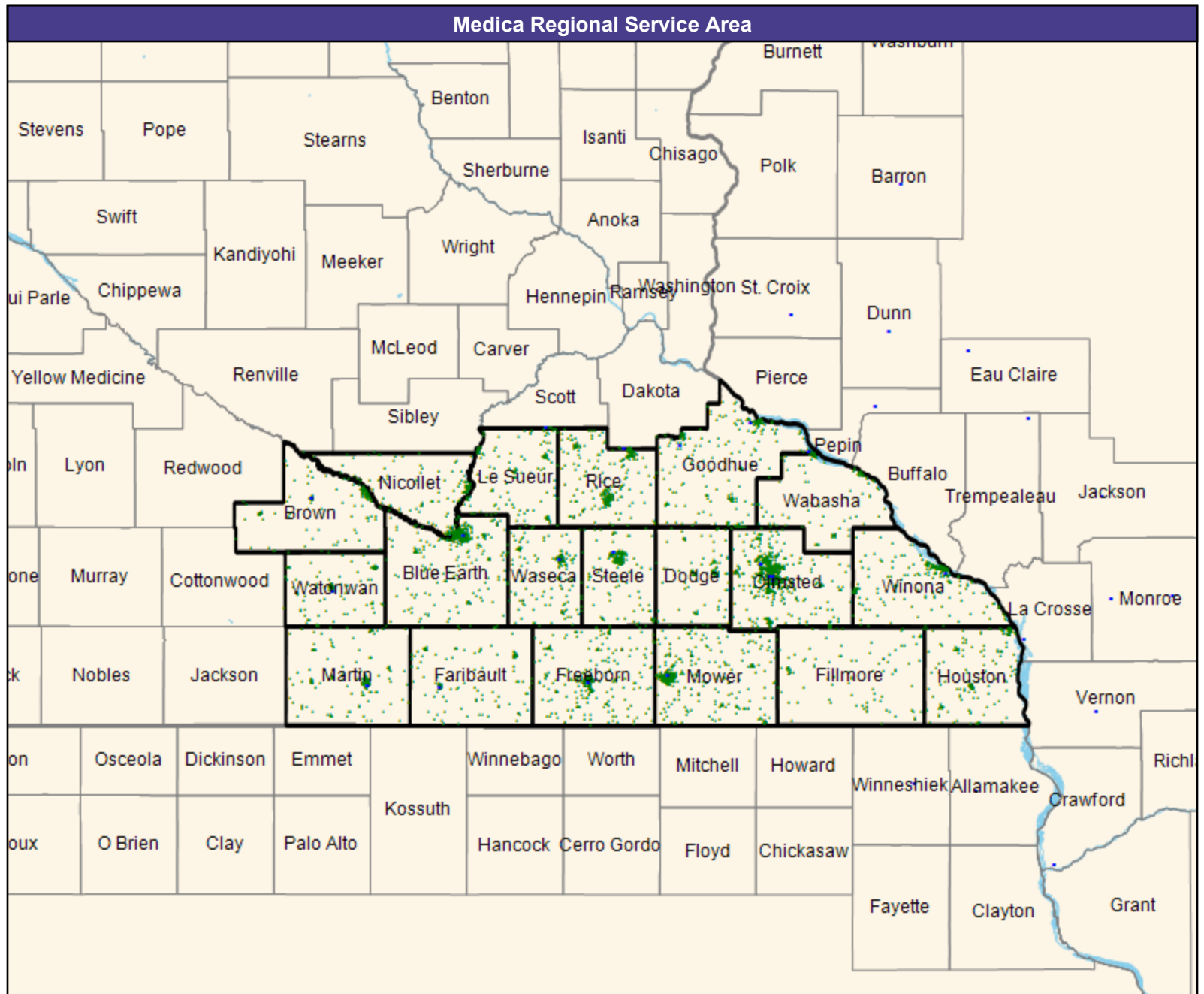

1 (Engage by Medica MNN014 Emergency Medicine (Medica Regional Service Area)) provider in 60 miles and 75 minutes

CEAC areas...

1 (Engage by Medica MNN014 Emergency Medicine (Medica Regional Service Area)) provider in 100 miles and 110 minutes

Service Areas

- Engage by Medica MNN014



Access Detail By County

July 3, 2025

Created by...
Medica

Access Analysis
Emergency Medicine
Enrollee / Provider Groups
National Proxy Census (Engage by Medica MNN014)
Engage by Medica MNN014
Emergency Medicine (Medica Regional Service Area)

¹ Access Standard Criteria Abbreviations:

L: Large Metro
M: Metro
I: Micro
R: Rural
C: CEAC

All Enrollees										
State Name	County	Enrollee	Provider	Counts	With Access		Without Access		Average Distance	Average Time
		#	Standard ¹	#	#	%	#	%	1	1
Minnesota	Blue Earth	348	1 in 60 miles and 80 mins	140	348	100.0	0	0.0	7.5	8.1
	Brown	138	1 in 60 miles and 75 mins	8	138	100.0	0	0.0	12.1	13.2
	Dodge	108	1 in 60 miles and 75 mins	0	108	100.0	0	0.0	15.7	17.8
	Faribault	149	1 in 60 miles and 75 mins	67	149	100.0	0	0.0	12.2	13.3
	Fillmore	111	1 in 60 miles and 75 mins	0	111	100.0	0	0.0	26.7	29.1
	Freeborn	323	1 in 60 miles and 75 mins	156	323	100.0	0	0.0	7.4	8.1
	Goodhue	225	1 in 60 miles and 80 mins	418	225	100.0	0	0.0	8.8	9.7
	Houston	185	1 in 60 miles and 80 mins	0	185	100.0	0	0.0	16.0	17.4
	Le Sueur	138	1 in 60 miles and 80 mins	0	138	100.0	0	0.0	12.8	14.0
	Martin	195	1 in 60 miles and 75 mins	118	195	100.0	0	0.0	8.1	8.8
	Mower	455	1 in 60 miles and 80 mins	158	455	100.0	0	0.0	8.4	9.2
	Nicollet	162	1 in 60 miles and 80 mins	0	162	100.0	0	0.0	11.7	12.7
	Olmsted	716	1 in 30 miles and 45 mins	2,800	716	100.0	0	0.0	4.8	5.5
	Rice	319	1 in 30 miles and 45 mins	0	319	100.0	0	0.0	10.2	11.1
	Steele	194	1 in 60 miles and 80 mins	37	194	100.0	0	0.0	6.8	7.4
	Wabasha	105	1 in 60 miles and 75 mins	0	105	100.0	0	0.0	15.1	16.8
	Waseca	209	1 in 60 miles and 75 mins	98	209	100.0	0	0.0	7.2	7.8
	Watonwan	130	1 in 60 miles and 75 mins	88	130	100.0	0	0.0	8.3	9.0
	Winona	245	1 in 60 miles and 80 mins	60	245	100.0	0	0.0	9.4	10.3
	Grand Totals	1,767	1 in 60 miles and 80 mins	813	1,767	100.0	0	0.0	8.9	9.7
		1,653	1 in 60 miles and 75 mins	535	1,653	100.0	0	0.0	11.6	12.7
		1,035	1 in 30 miles and 45 mins	2,800	1,035	100.0	0	0.0	6.5	7.2

Endocrinology/Engage by Medica/MNN014

July 3, 2025

Created by...
Medica

Engage by Medica MNN014
Endocrinology

66 providers at 34 locations

- All providers

Endocrinology

Employee Group

National Proxy Census (Engage by Medica MNN014)

Provider Group

Engage by Medica MNN014
Endocrinology (Medica Regional Service Area)

4,455 enrollee locations

- ◆ With access (4,455)
- Without access (0)

The Access Standard is defined as (National Proxy Census (Engage by Medica MNN014)) enrollees accessing in:

Large Metro areas...

1 (Engage by Medica MNN014 Endocrinology (Medica Regional Service Area)) provider in 15 miles and 30 minutes

Metro areas...

1 (Engage by Medica MNN014 Endocrinology (Medica Regional Service Area)) provider in 40 miles and 60 minutes

Micro areas...

1 (Engage by Medica MNN014 Endocrinology (Medica Regional Service Area)) provider in 75 miles and 100 minutes

Rural areas...

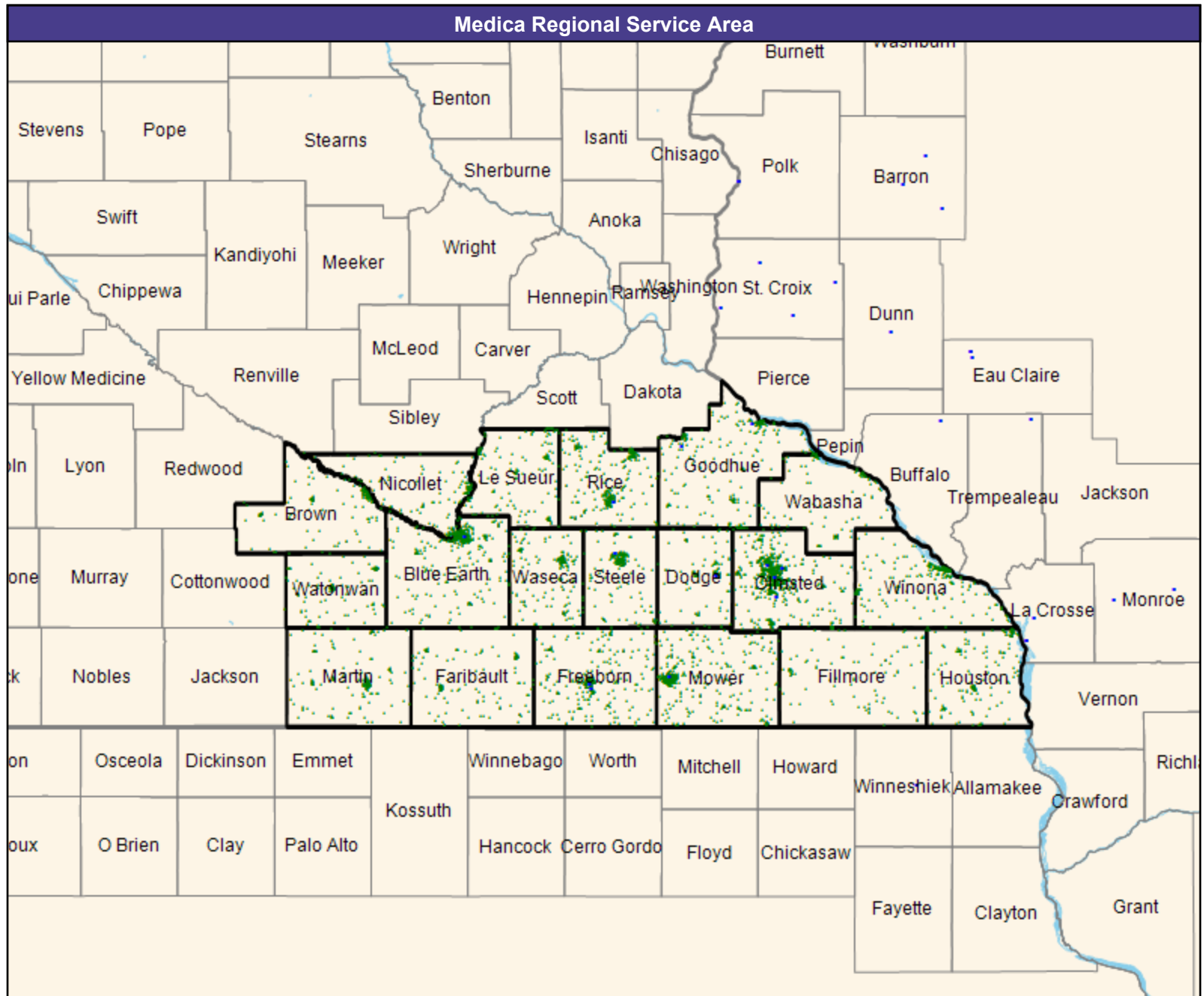

1 (Engage by Medica MNN014 Endocrinology (Medica Regional Service Area)) provider in 90 miles and 110 minutes

CEAC areas...

1 (Engage by Medica MNN014 Endocrinology (Medica Regional Service Area)) provider in 130 miles and 145 minutes

Service Areas

- Engage by Medica MNN014



Access Detail By County

July 3, 2025

Created by...
Medica

Access Analysis
Endocrinology
Enrollee / Provider Groups
National Proxy Census (Engage by Medica MNN014)
Engage by Medica MNN014
Endocrinology (Medica Regional Service Area)

¹ Access Standard Criteria Abbreviations:

L: Large Metro
M: Metro
I: Micro
R: Rural
C: CEAC

All Enrollees										
State Name	County	Enrollee	Provider	Counts	With Access		Without Access		Average Distance	Average Time
		#	Standard ¹	#	#	%	#	%	1	1
Minnesota	Blue Earth	348	1 in 75 miles and 100 mins	2	348	100.0	0	0.0	7.9	8.6
	Brown	138	1 in 90 miles and 110 mins	0	138	100.0	0	0.0	36.8	40.1
	Dodge	108	1 in 90 miles and 110 mins	49	108	100.0	0	0.0	7.3	7.9
	Faribault	149	1 in 90 miles and 110 mins	0	149	100.0	0	0.0	30.3	33.1
	Fillmore	111	1 in 90 miles and 110 mins	0	111	100.0	0	0.0	25.7	28.0
	Freeborn	323	1 in 90 miles and 110 mins	4	323	100.0	0	0.0	7.1	7.7
	Goodhue	225	1 in 75 miles and 100 mins	5	225	100.0	0	0.0	9.2	10.1
	Houston	185	1 in 90 miles and 110 mins	0	185	100.0	0	0.0	16.8	18.2
	Le Sueur	138	1 in 75 miles and 100 mins	0	138	100.0	0	0.0	22.5	24.5
	Martin	195	1 in 90 miles and 110 mins	0	195	100.0	0	0.0	52.6	57.4
	Mower	455	1 in 75 miles and 100 mins	3	455	100.0	0	0.0	8.1	8.8
	Nicollet	162	1 in 75 miles and 100 mins	0	162	100.0	0	0.0	14.2	15.4
	Olmsted	716	1 in 40 miles and 60 mins	196	716	100.0	0	0.0	4.2	4.8
	Rice	319	1 in 40 miles and 60 mins	3	319	100.0	0	0.0	9.7	10.5
	Steele	194	1 in 75 miles and 100 mins	5	194	100.0	0	0.0	6.9	7.5
	Wabasha	105	1 in 90 miles and 110 mins	0	105	100.0	0	0.0	22.2	24.2
	Waseca	209	1 in 90 miles and 110 mins	0	209	100.0	0	0.0	17.2	18.7
Watonwan	130	1 in 90 miles and 110 mins	0	130	100.0	0	0.0	38.1	41.6	
Winona	245	1 in 75 miles and 100 mins	0	245	100.0	0	0.0	26.9	29.3	
Grand Totals		1,767	1 in 75 miles and 100 mins	15	1,767	100.0	0	0.0	12.4	13.5
		1,653	1 in 90 miles and 110 mins	53	1,653	100.0	0	0.0	24.1	26.2
		1,035	1 in 40 miles and 60 mins	199	1,035	100.0	0	0.0	5.9	6.5

ENT/Otolaryngology/Engage by Medica/MNN014

July 3, 2025

Created by...
Medica

Engage by Medica MNN014
ENT/Otolaryngology

63 providers at 41 locations

- All providers

ENT/Otolaryngology

Employee Group

National Proxy Census (Engage by Medica MNN014)

Provider Group

Engage by Medica MNN014
ENT/Otolaryngology (Medica Regional Service Area)

4,455 enrollee locations

- ◆ With access (4,455)
- Without access (0)

The Access Standard is defined as (National Proxy Census (Engage by Medica MNN014)) enrollees accessing in:

Large Metro areas...

1 (Engage by Medica MNN014 ENT/Otolaryngology (Medica Regional Service Area)) provider in 15 miles and 30 minutes

Metro areas...

1 (Engage by Medica MNN014 ENT/Otolaryngology (Medica Regional Service Area)) provider in 30 miles and 45 minutes

Micro areas...

1 (Engage by Medica MNN014 ENT/Otolaryngology (Medica Regional Service Area)) provider in 60 miles and 80 minutes

Rural areas...

1 (Engage by Medica MNN014 ENT/Otolaryngology (Medica Regional Service Area)) provider in 75 miles and 90 minutes

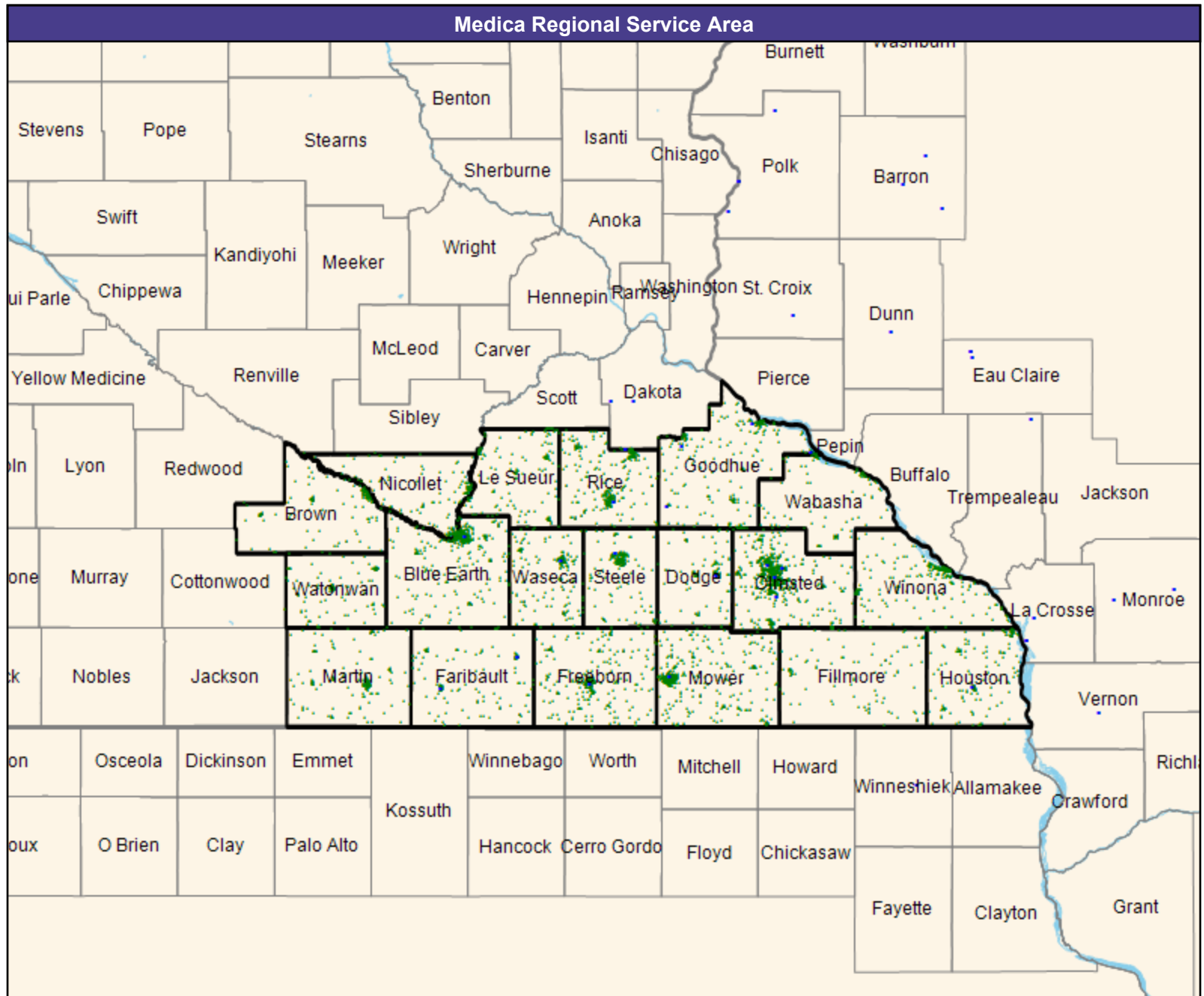
CEAC areas...

1 (Engage by Medica MNN014 ENT/Otolaryngology (Medica Regional Service Area)) provider in 110 miles and 125 minutes

Service Areas

- Engage by Medica MNN014

35.05 miles



Access Detail By County

July 3, 2025

Created by...
Medica

Access Analysis
ENT/Otolaryngology
Enrollee / Provider Groups
National Proxy Census (Engage by Medica MNN014)
Engage by Medica MNN014
ENT/Otolaryngology (Medica Regional Service Area)

¹ Access Standard Criteria Abbreviations:

- L: Large Metro
- M: Metro
- I: Micro
- R: Rural
- C: CEAC

All Enrollees										
State Name	County	Enrollee	Provider	Counts	With Access		Without Access		Average Distance	Average Time
		#	Standard ¹	#	#	%	#	%	1	1
Minnesota	Blue Earth	348	1 in 60 miles and 80 mins	19	348	100.0	0	0.0	7.6	8.2
	Brown	138	1 in 75 miles and 90 mins	0	138	100.0	0	0.0	36.8	40.1
	Dodge	108	1 in 75 miles and 90 mins	30	108	100.0	0	0.0	6.9	7.5
	Faribault	149	1 in 75 miles and 90 mins	5	149	100.0	0	0.0	7.3	7.9
	Fillmore	111	1 in 75 miles and 90 mins	0	111	100.0	0	0.0	23.7	25.8
	Freeborn	323	1 in 75 miles and 90 mins	8	323	100.0	0	0.0	6.9	7.5
	Goodhue	225	1 in 60 miles and 80 mins	4	225	100.0	0	0.0	7.2	7.9
	Houston	185	1 in 75 miles and 90 mins	1	185	100.0	0	0.0	7.4	8.0
	Le Sueur	138	1 in 60 miles and 80 mins	0	138	100.0	0	0.0	19.6	21.3
	Martin	195	1 in 75 miles and 90 mins	0	195	100.0	0	0.0	24.0	26.1
	Mower	455	1 in 60 miles and 80 mins	8	455	100.0	0	0.0	8.1	8.8
	Nicollet	162	1 in 60 miles and 80 mins	0	162	100.0	0	0.0	14.2	15.4
	Olmsted	716	1 in 30 miles and 45 mins	124	716	100.0	0	0.0	4.2	4.8
	Rice	319	1 in 30 miles and 45 mins	1	319	100.0	0	0.0	5.7	6.1
	Steele	194	1 in 60 miles and 80 mins	2	194	100.0	0	0.0	6.8	7.4
	Wabasha	105	1 in 75 miles and 90 mins	0	105	100.0	0	0.0	14.6	15.9
	Waseca	209	1 in 75 miles and 90 mins	2	209	100.0	0	0.0	6.7	7.3
	Watonwan	130	1 in 75 miles and 90 mins	0	130	100.0	0	0.0	37.2	40.5
	Winona	245	1 in 60 miles and 80 mins	0	245	100.0	0	0.0	26.9	29.3
	Grand Totals		1,767	1 in 60 miles and 80 mins	33	1,767	100.0	0	0.0	11.8
		1,653	1 in 75 miles and 90 mins	46	1,653	100.0	0	0.0	15.5	16.8
		1,035	1 in 30 miles and 45 mins	125	1,035	100.0	0	0.0	4.6	5.2

Gastroenterology/Engage by Medica/MNN014

July 3, 2025

Created by...
Medica

Engage by Medica MNN014
Gastroenterology

167 providers at 31 locations

■ All providers

Gastroenterology

Employee Group

National Proxy Census (Engage by
Medica MNN014)

Provider Group

Engage by Medica MNN014
Gastroenterology (Medica Regional
Service Area)

4,455 enrollee locations

◆ With access (4,453)

● Without access (2)

The Access Standard is defined as
(National Proxy Census (Engage by
Medica MNN014)) enrollees accessing in:

Large Metro areas...

1 (Engage by Medica MNN014
Gastroenterology (Medica Regional
Service Area)) provider in 10 miles
and 20 minutes

Metro areas...

1 (Engage by Medica MNN014
Gastroenterology (Medica Regional
Service Area)) provider in 30 miles
and 45 minutes

Micro areas...

1 (Engage by Medica MNN014
Gastroenterology (Medica Regional
Service Area)) provider in 45 miles
and 60 minutes

Rural areas...

1 (Engage by Medica MNN014
Gastroenterology (Medica Regional
Service Area)) provider in 60 miles
and 75 minutes

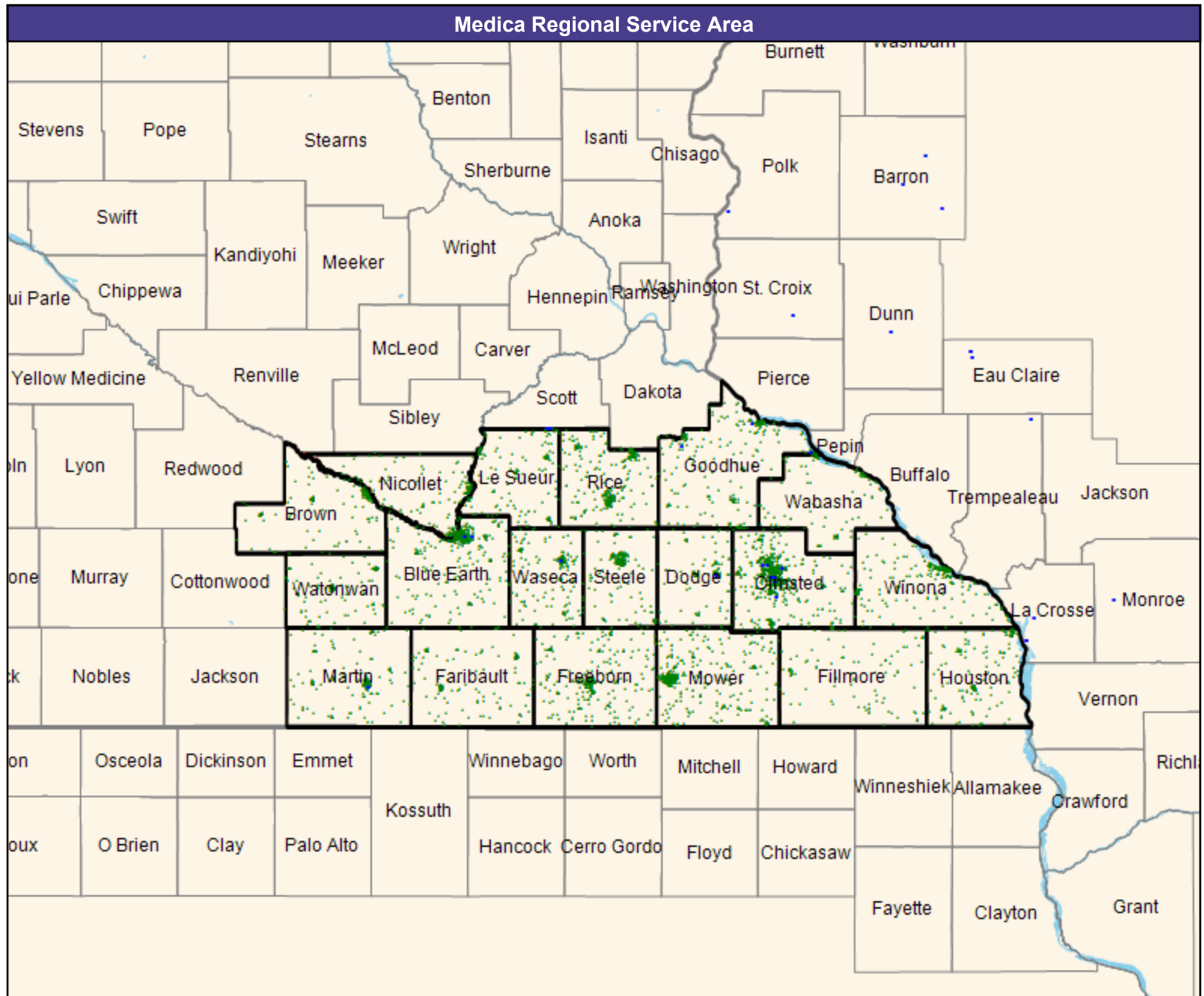
CEAC areas...

1 (Engage by Medica MNN014
Gastroenterology (Medica Regional
Service Area)) provider in 100 miles
and 110 minutes

Service Areas

□ Engage by Medica MNN014

35.05 miles



Access Detail By County

July 3, 2025

Created by...
Medica

Access Analysis
Gastroenterology
Enrollee / Provider Groups
National Proxy Census (Engage by Medica MNN014)
Engage by Medica MNN014
Gastroenterology (Medica Regional Service Area)

¹ Access Standard Criteria Abbreviations:

- L: Large Metro
- M: Metro
- I: Micro
- R: Rural
- C: CEAC

All Enrollees										
State Name	County	Enrollee	Provider	Counts	With Access		Without Access		Average Distance	Average Time
		#	Standard ¹	#	#	%	#	%	1	1
Minnesota	Blue Earth	348	1 in 45 miles and 60 mins	32	348	100.0	0	0.0	7.4	8.0
	Brown	138	1 in 60 miles and 75 mins	0	138	100.0	0	0.0	36.8	40.1
	Dodge	108	1 in 60 miles and 75 mins	125	108	100.0	0	0.0	7.6	8.2
	Faribault	149	1 in 60 miles and 75 mins	0	149	100.0	0	0.0	25.4	27.7
	Fillmore	111	1 in 60 miles and 75 mins	0	111	100.0	0	0.0	30.2	32.9
	Freeborn	323	1 in 60 miles and 75 mins	0	323	100.0	0	0.0	33.0	36.0
	Goodhue	225	1 in 45 miles and 60 mins	6	225	100.0	0	0.0	8.6	9.4
	Houston	185	1 in 60 miles and 75 mins	0	185	100.0	0	0.0	18.1	19.7
	Le Sueur	138	1 in 45 miles and 60 mins	0	138	100.0	0	0.0	12.4	13.4
	Martin	195	1 in 60 miles and 75 mins	2	195	100.0	0	0.0	8.8	9.5
	Mower	455	1 in 45 miles and 60 mins	0	455	100.0	0	0.0	29.4	32.0
	Nicollet	162	1 in 45 miles and 60 mins	0	160	98.8	2	1.2	14.2	15.4
	Olmsted	716	1 in 30 miles and 45 mins	506	716	100.0	0	0.0	3.9	4.3
	Rice	319	1 in 30 miles and 45 mins	0	319	100.0	0	0.0	18.3	20.0
	Steele	194	1 in 45 miles and 60 mins	0	194	100.0	0	0.0	16.6	18.1
	Wabasha	105	1 in 60 miles and 75 mins	0	105	100.0	0	0.0	14.5	15.9
	Waseca	209	1 in 60 miles and 75 mins	1	209	100.0	0	0.0	7.2	7.8
Watonwan	130	1 in 60 miles and 75 mins	0	130	100.0	0	0.0	29.3	31.9	
Winona	245	1 in 45 miles and 60 mins	0	245	100.0	0	0.0	26.9	29.3	
Grand Totals		1,767	1 in 45 miles and 60 mins	38	1,765	99.9	2	0.1	17.9	19.5
		1,653	1 in 60 miles and 75 mins	128	1,653	100.0	0	0.0	21.5	23.4
		1,035	1 in 30 miles and 45 mins	506	1,035	100.0	0	0.0	8.3	9.1

General Surgery/Engage by Medica/MNN014

July 3, 2025

Created by...
Medica

Engage by Medica MNN014 General Surgery

195 providers at 60 locations

- All providers

General Surgery

Employee Group

National Proxy Census (Engage by Medica MNN014)

Provider Group

Engage by Medica MNN014 General Surgery (Medica Regional Service Area)

4,455 enrollee locations

- ◆ With access (4,452)
- Without access (3)

The Access Standard is defined as (National Proxy Census (Engage by Medica MNN014)) enrollees accessing in:

Large Metro areas...

- 1 (Engage by Medica MNN014 General Surgery (Medica Regional Service Area)) provider in 10 miles and 20 minutes

Metro areas...

- 1 (Engage by Medica MNN014 General Surgery (Medica Regional Service Area)) provider in 20 miles and 30 minutes

Micro areas...

- 1 (Engage by Medica MNN014 General Surgery (Medica Regional Service Area)) provider in 35 miles and 50 minutes

Rural areas...

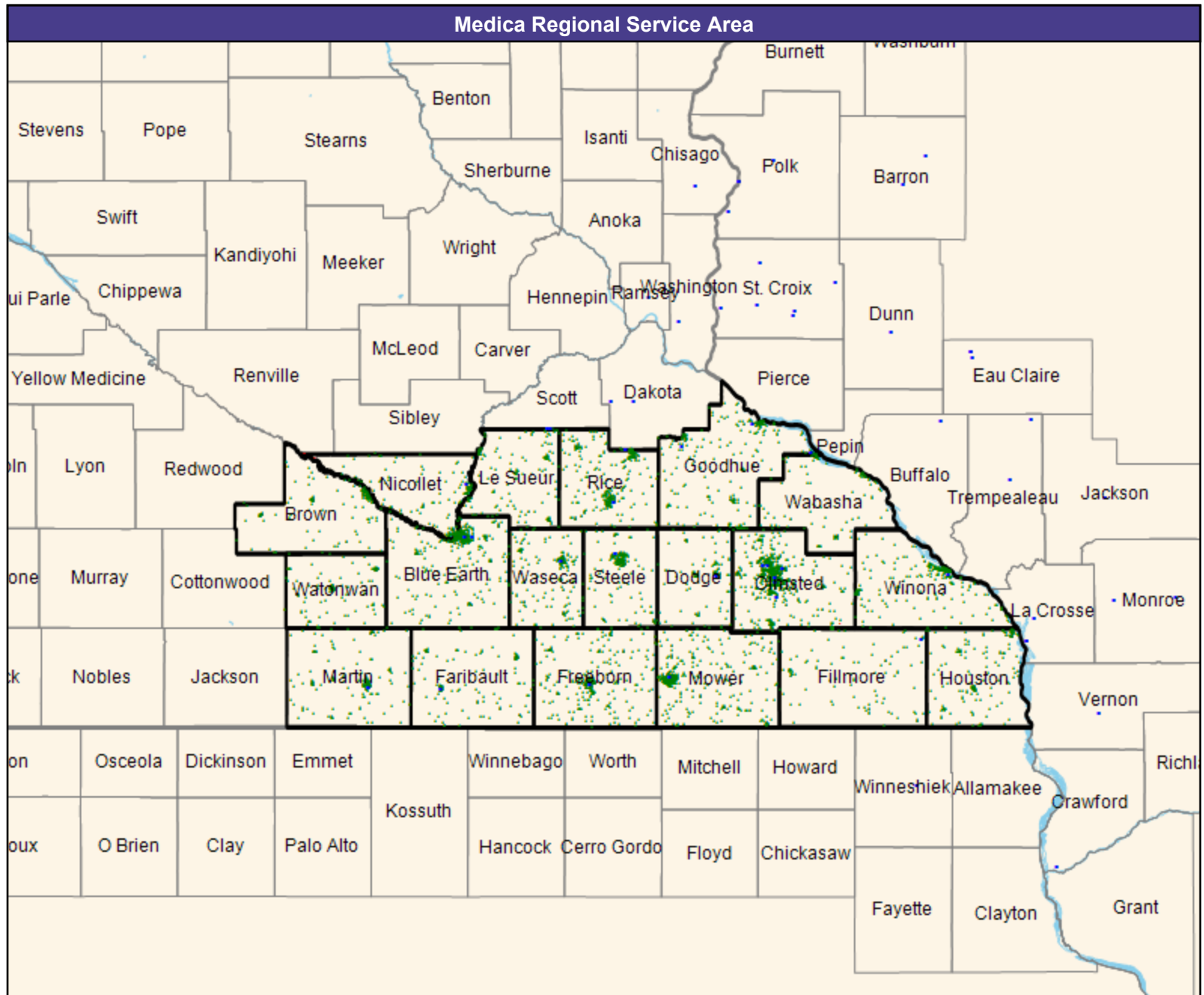

- 1 (Engage by Medica MNN014 General Surgery (Medica Regional Service Area)) provider in 60 miles and 75 minutes

CEAC areas...

- 1 (Engage by Medica MNN014 General Surgery (Medica Regional Service Area)) provider in 85 miles and 95 minutes

Service Areas

- Engage by Medica MNN014



Access Detail By County

July 3, 2025

Created by...
Medica

Access Analysis
General Surgery
Enrollee / Provider Groups
National Proxy Census (Engage by Medica MNN014)
Engage by Medica MNN014
General Surgery (Medica Regional Service Area)

¹ Access Standard Criteria Abbreviations:

- L: Large Metro
- M: Metro
- I: Micro
- R: Rural
- C: CEAC

All Enrollees										
State Name	County	Enrollee	Provider	Counts	With Access		Without Access		Average Distance	Average Time
		#	Standard ¹	#	#	%	#	%	1	1
Minnesota	Blue Earth	348	1 in 35 miles and 50 mins	37	348	100.0	0	0.0	7.2	7.8
	Brown	138	1 in 60 miles and 75 mins	0	138	100.0	0	0.0	34.4	37.4
	Dodge	108	1 in 60 miles and 75 mins	87	108	100.0	0	0.0	7.3	7.9
	Faribault	149	1 in 60 miles and 75 mins	1	149	100.0	0	0.0	12.2	13.2
	Fillmore	111	1 in 60 miles and 75 mins	1	111	100.0	0	0.0	19.3	21.0
	Freeborn	323	1 in 60 miles and 75 mins	16	323	100.0	0	0.0	7.4	8.1
	Goodhue	225	1 in 35 miles and 50 mins	47	225	100.0	0	0.0	8.5	9.3
	Houston	185	1 in 60 miles and 75 mins	0	185	100.0	0	0.0	14.9	16.2
	Le Sueur	138	1 in 35 miles and 50 mins	0	138	100.0	0	0.0	9.9	10.7
	Martin	195	1 in 60 miles and 75 mins	11	195	100.0	0	0.0	8.7	9.5
	Mower	455	1 in 35 miles and 50 mins	16	455	100.0	0	0.0	8.1	8.8
	Nicollet	162	1 in 35 miles and 50 mins	1	160	98.8	2	1.2	8.6	9.4
	Olmsted	716	1 in 20 miles and 30 mins	352	715	99.9	1	0.1	3.9	4.4
	Rice	319	1 in 20 miles and 30 mins	4	319	100.0	0	0.0	5.4	5.9
	Steele	194	1 in 35 miles and 50 mins	13	194	100.0	0	0.0	6.8	7.4
	Wabasha	105	1 in 60 miles and 75 mins	0	105	100.0	0	0.0	14.5	15.9
	Waseca	209	1 in 60 miles and 75 mins	7	209	100.0	0	0.0	7.2	7.8
Watonwan	130	1 in 60 miles and 75 mins	0	130	100.0	0	0.0	29.3	31.9	
Winona	245	1 in 35 miles and 50 mins	6	245	100.0	0	0.0	8.6	9.3	
Grand Totals		1,767	1 in 35 miles and 50 mins	120	1,765	99.9	2	0.1	8.1	8.8
		1,653	1 in 60 miles and 75 mins	123	1,653	100.0	0	0.0	14.0	15.3
		1,035	1 in 20 miles and 30 mins	356	1,034	99.9	1	0.1	4.4	4.9

Gynecology, OB/GYN/Engage by Medica/MNN014

July 3, 2025

Created by...
Medica

Engage by Medica MNN014 Gynecology, OB/GYN

291 providers at 70 locations

■ All providers

Gynecology, OB/GYN

Employee Group

National Proxy Census (Engage by Medica MNN014)

Provider Group

Engage by Medica MNN014 Gynecology, OB/GYN (Medica Regional Service Area)

4,455 enrollee locations

◆ With access (4,213)

● Without access (242)

The Access Standard is defined as (National Proxy Census (Engage by Medica MNN014)) enrollees accessing in:

Large Metro areas...

1 (Engage by Medica MNN014 Gynecology, OB/GYN (Medica Regional Service Area)) provider in 5 miles and 10 minutes

Metro areas...

1 (Engage by Medica MNN014 Gynecology, OB/GYN (Medica Regional Service Area)) provider in 10 miles and 15 minutes

Micro areas...

1 (Engage by Medica MNN014 Gynecology, OB/GYN (Medica Regional Service Area)) provider in 20 miles and 30 minutes

Rural areas...

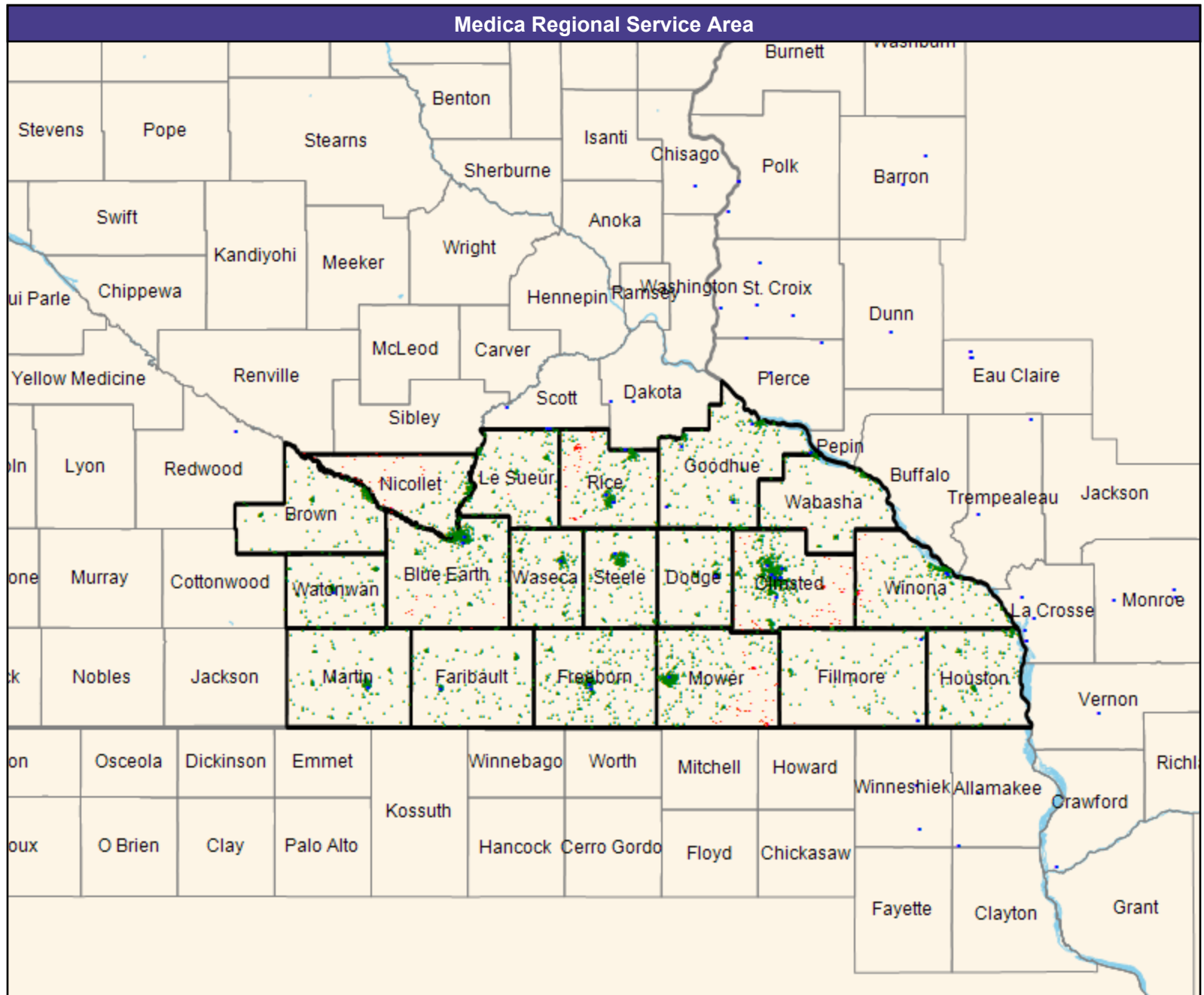
1 (Engage by Medica MNN014 Gynecology, OB/GYN (Medica Regional Service Area)) provider in 30 miles and 40 minutes

CEAC areas...

1 (Engage by Medica MNN014 Gynecology, OB/GYN (Medica Regional Service Area)) provider in 60 miles and 70 minutes

Service Areas

□ Engage by Medica MNN014



Access Detail By County

July 3, 2025

Created by...
Medica

Access Analysis
Gynecology, OB/GYN

Enrollee / Provider Groups
National Proxy Census (Engage by Medica MNN014)
Engage by Medica MNN014
Gynecology, OB/GYN (Medica Regional Service Area)

¹ Access Standard Criteria Abbreviations:

L: Large Metro
M: Metro
I: Micro
R: Rural
C: CEAC

All Enrollees										
State Name	County	Enrollee	Provider	Counts	With Access		Without Access		Average Distance	Average Time
		#	Standard ¹	#	#	%	#	%	1	1
Minnesota	Blue Earth	348	1 in 20 miles and 30 mins	95	335	96.3	13	3.7	6.9	7.5
	Brown	138	1 in 30 miles and 40 mins	0	138	100.0	0	0.0	24.9	27.1
	Dodge	108	1 in 30 miles and 40 mins	72	108	100.0	0	0.0	6.9	7.4
	Faribault	149	1 in 30 miles and 40 mins	2	149	100.0	0	0.0	12.2	13.2
	Fillmore	111	1 in 30 miles and 40 mins	2	110	99.1	1	0.9	16.2	17.6
	Freeborn	323	1 in 30 miles and 40 mins	38	323	100.0	0	0.0	7.1	7.7
	Goodhue	225	1 in 20 miles and 30 mins	95	225	100.0	0	0.0	4.7	5.1
	Houston	185	1 in 30 miles and 40 mins	0	185	100.0	0	0.0	12.0	13.0
	Le Sueur	138	1 in 20 miles and 30 mins	0	137	99.3	1	0.7	11.9	12.9
	Martin	195	1 in 30 miles and 40 mins	25	195	100.0	0	0.0	8.1	8.8
	Mower	455	1 in 20 miles and 30 mins	45	401	88.1	54	11.9	8.1	8.8
	Nicollet	162	1 in 20 miles and 30 mins	0	126	77.8	36	22.2	13.5	14.7
	Olmsted	716	1 in 10 miles and 15 mins	347	655	91.5	61	8.5	3.9	4.4
	Rice	319	1 in 10 miles and 15 mins	41	270	84.6	49	15.4	4.9	5.3
	Steele	194	1 in 20 miles and 30 mins	41	194	100.0	0	0.0	6.8	7.4
	Wabasha	105	1 in 30 miles and 40 mins	0	105	100.0	0	0.0	14.2	15.5
	Waseca	209	1 in 30 miles and 40 mins	4	209	100.0	0	0.0	7.2	7.8
	Watonwan	130	1 in 30 miles and 40 mins	5	130	100.0	0	0.0	8.3	9.0
	Winona	245	1 in 20 miles and 30 mins	7	218	89.0	27	11.0	8.1	8.8
Grand Totals		1,767	1 in 20 miles and 30 mins	283	1,636	92.6	131	7.4	8.1	8.8
		1,653	1 in 30 miles and 40 mins	148	1,652	99.9	1	0.1	10.8	11.8
		1,035	1 in 10 miles and 15 mins	388	925	89.4	110	10.6	4.2	4.7

Infectious Diseases/Engage by Medica/MNN014

July 3, 2025

Created by...
Medica

Engage by Medica MNN014 Infectious Diseases

53 providers at 29 locations

■ All providers

Infectious Diseases

Employee Group

National Proxy Census (Engage by Medica MNN014)

Provider Group

Engage by Medica MNN014 Infectious Diseases (Medica Regional Service Area)

4,455 enrollee locations

◆ With access (4,455)

● Without access (0)

The Access Standard is defined as (National Proxy Census (Engage by Medica MNN014)) enrollees accessing in:

Large Metro areas...

1 (Engage by Medica MNN014 Infectious Diseases (Medica Regional Service Area)) provider in 15 miles and 30 minutes

Metro areas...

1 (Engage by Medica MNN014 Infectious Diseases (Medica Regional Service Area)) provider in 40 miles and 60 minutes

Micro areas...

1 (Engage by Medica MNN014 Infectious Diseases (Medica Regional Service Area)) provider in 75 miles and 100 minutes

Rural areas...

1 (Engage by Medica MNN014 Infectious Diseases (Medica Regional Service Area)) provider in 90 miles and 110 minutes

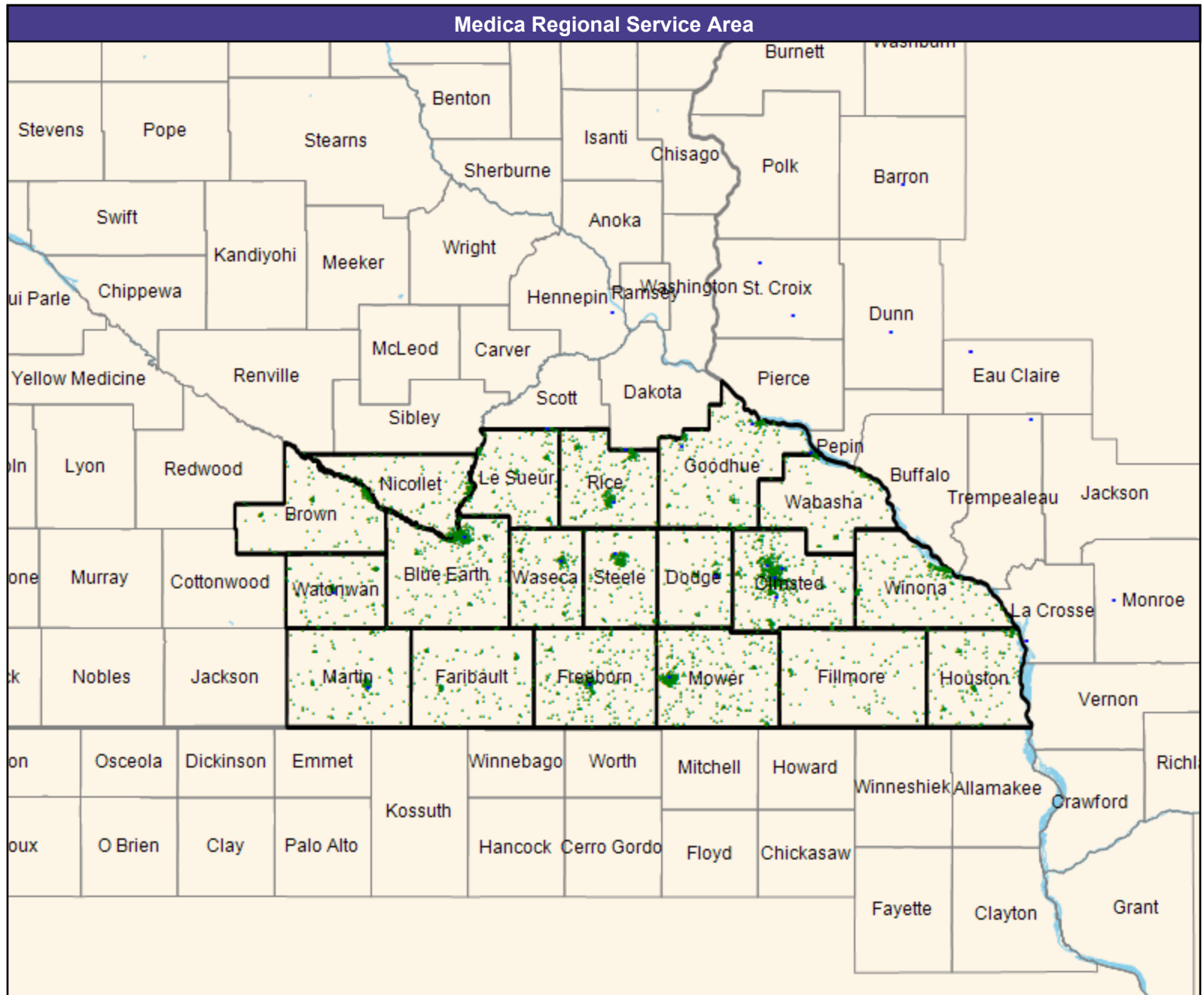
CEAC areas...

1 (Engage by Medica MNN014 Infectious Diseases (Medica Regional Service Area)) provider in 130 miles and 145 minutes

Service Areas

□ Engage by Medica MNN014

35.05 miles



Access Detail By County

July 3, 2025

Created by...
Medica

Access Analysis
Infectious Diseases
Enrollee / Provider Groups
National Proxy Census (Engage by Medica MNN014)
Engage by Medica MNN014
Infectious Diseases (Medica Regional Service Area)

¹ Access Standard Criteria Abbreviations:

L: Large Metro
M: Metro
I: Micro
R: Rural
C: CEAC

All Enrollees										
State Name	County	Enrollee	Provider	Counts	With Access		Without Access		Average Distance	Average Time
		#	Standard ¹	#	#	%	#	%	1	1
Minnesota	Blue Earth	348	1 in 75 miles and 100 mins	28	348	100.0	0	0.0	7.6	8.3
	Brown	138	1 in 90 miles and 110 mins	0	138	100.0	0	0.0	26.8	29.2
	Dodge	108	1 in 90 miles and 110 mins	34	108	100.0	0	0.0	7.3	7.9
	Faribault	149	1 in 90 miles and 110 mins	0	149	100.0	0	0.0	21.9	23.8
	Fillmore	111	1 in 90 miles and 110 mins	0	111	100.0	0	0.0	30.2	32.9
	Freeborn	323	1 in 90 miles and 110 mins	9	323	100.0	0	0.0	7.4	8.1
	Goodhue	225	1 in 75 miles and 100 mins	12	225	100.0	0	0.0	8.5	9.3
	Houston	185	1 in 90 miles and 110 mins	0	185	100.0	0	0.0	18.1	19.7
	Le Sueur	138	1 in 75 miles and 100 mins	0	138	100.0	0	0.0	12.8	13.9
	Martin	195	1 in 90 miles and 110 mins	5	195	100.0	0	0.0	8.1	8.8
	Mower	455	1 in 75 miles and 100 mins	9	455	100.0	0	0.0	8.1	8.8
	Nicollet	162	1 in 75 miles and 100 mins	0	162	100.0	0	0.0	13.7	14.9
	Olmsted	716	1 in 40 miles and 60 mins	135	716	100.0	0	0.0	4.2	4.8
	Rice	319	1 in 40 miles and 60 mins	2	319	100.0	0	0.0	5.5	5.9
	Steele	194	1 in 75 miles and 100 mins	2	194	100.0	0	0.0	6.8	7.4
	Wabasha	105	1 in 90 miles and 110 mins	0	105	100.0	0	0.0	14.6	15.9
	Waseca	209	1 in 90 miles and 110 mins	4	209	100.0	0	0.0	7.2	7.8
	Watonwan	130	1 in 90 miles and 110 mins	4	130	100.0	0	0.0	8.3	9.0
	Winona	245	1 in 75 miles and 100 mins	0	245	100.0	0	0.0	29.1	31.7
	Grand Totals	1,767	1 in 75 miles and 100 mins	51	1,767	100.0	0	0.0	11.7	12.8
		1,653	1 in 90 miles and 110 mins	56	1,653	100.0	0	0.0	13.6	14.8
		1,035	1 in 40 miles and 60 mins	137	1,035	100.0	0	0.0	4.6	5.1

Mental Health Providers (outpatient therapy)/Engage by Medica/MNN014

July 3, 2025

Created by...
Medica

Engage by Medica MNN014 Mental Health Providers (outpatient therapy)

3,951 providers at 966 locations

■ All providers

Mental Health Providers (outpatient therapy)

Employee Group

National Proxy Census (Engage by Medica MNN014)

Provider Group

Engage by Medica MNN014 Mental Health Providers (outpatient therapy) (Medica Regional Service Area)

4,455 enrollee locations

◆ With access (4,281)

● Without access (174)

The Access Standard is defined as (National Proxy Census (Engage by Medica MNN014)) enrollees accessing in:

Large Metro areas...

1 (Engage by Medica MNN014 Mental Health Providers (outpatient therapy) (Medica Regional Service Area)) provider in 5 miles and 10 minutes

Metro areas...

1 (Engage by Medica MNN014 Mental Health Providers (outpatient therapy) (Medica Regional Service Area)) provider in 10 miles and 15 minutes

Micro areas...

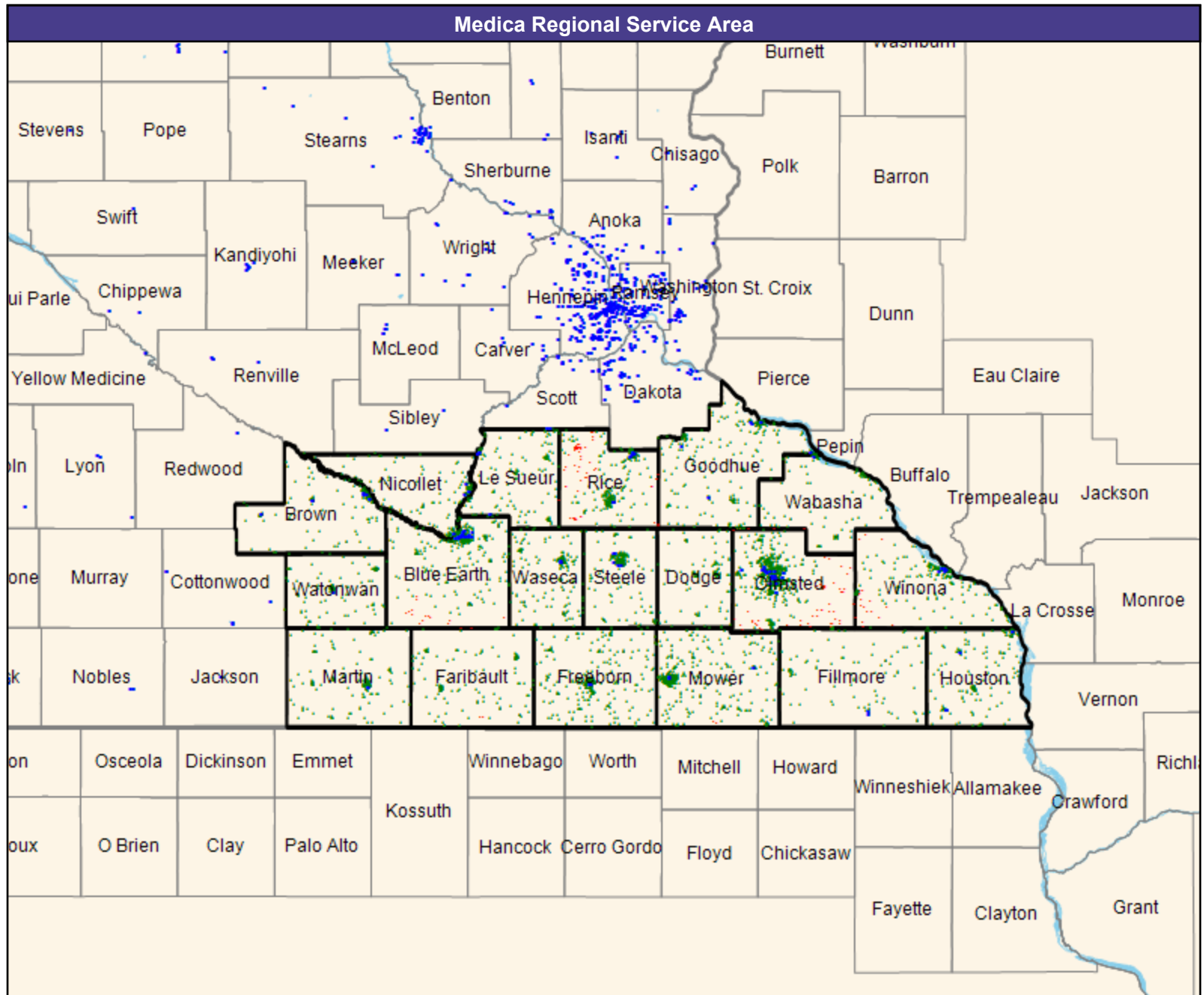
1 (Engage by Medica MNN014 Mental Health Providers (outpatient therapy) (Medica Regional Service Area)) provider in 20 miles and 30 minutes

Rural areas...

1 (Engage by Medica MNN014 Mental Health Providers (outpatient therapy) (Medica Regional Service Area)) provider in 30 miles and 40 minutes

CEAC areas...

1 (Engage by Medica MNN014 Mental Health Providers (outpatient therapy) (Medica Regional Service Area)) provider in 60 miles and 70 minutes



Access Detail By County

July 3, 2025

Created by...
Medica

Access Analysis
Mental Health Providers (outpatient therapy)

Enrollee / Provider Groups
National Proxy Census (Engage by Medica MNN014)
Engage by Medica MNN014 Mental Health Providers (outpatient therapy) (Medica Regional Service Area)

¹ Access Standard Criteria Abbreviations:
L: Large Metro
M: Metro
I: Micro
R: Rural
C: CEAC

All Enrollees										
State Name	County	Enrollee	Provider	Counts	With Access		Without Access		Average Distance	Average Time
		#	Standard ¹	#	#	%	#	%	1	1
Minnesota	Blue Earth	348	1 in 20 miles and 30 mins	223	332	95.4	16	4.6	5.9	6.5
	Brown	138	1 in 30 miles and 40 mins	26	138	100.0	0	0.0	3.8	4.1
	Dodge	108	1 in 30 miles and 40 mins	0	108	100.0	0	0.0	11.2	12.1
	Faribault	149	1 in 30 miles and 40 mins	0	147	98.7	2	1.3	21.8	23.7
	Fillmore	111	1 in 30 miles and 40 mins	3	111	100.0	0	0.0	12.6	13.7
	Freeborn	323	1 in 30 miles and 40 mins	24	323	100.0	0	0.0	7.3	8.0
	Goodhue	225	1 in 20 miles and 30 mins	91	225	100.0	0	0.0	5.5	5.9
	Houston	185	1 in 30 miles and 40 mins	7	185	100.0	0	0.0	6.5	7.0
	Le Sueur	138	1 in 20 miles and 30 mins	4	138	100.0	0	0.0	7.1	7.7
	Martin	195	1 in 30 miles and 40 mins	16	195	100.0	0	0.0	8.0	8.7
	Mower	455	1 in 20 miles and 30 mins	24	453	99.6	2	0.4	5.5	6.0
	Nicollet	162	1 in 20 miles and 30 mins	7	162	100.0	0	0.0	3.9	4.2
	Olmsted	716	1 in 10 miles and 15 mins	408	652	91.1	64	8.9	3.5	4.0
	Rice	319	1 in 10 miles and 15 mins	45	256	80.3	63	19.7	4.9	5.3
	Steele	194	1 in 20 miles and 30 mins	19	194	100.0	0	0.0	5.1	5.5
	Wabasha	105	1 in 30 miles and 40 mins	1	105	100.0	0	0.0	13.9	15.2
	Waseca	209	1 in 30 miles and 40 mins	21	209	100.0	0	0.0	6.9	7.5
Watonwan	130	1 in 30 miles and 40 mins	15	130	100.0	0	0.0	7.9	8.6	
Winona	245	1 in 20 miles and 30 mins	15	218	89.0	27	11.0	7.8	8.4	
Grand Totals		1,767	1 in 20 miles and 30 mins	383	1,722	97.5	45	2.5	5.8	6.3
		1,653	1 in 30 miles and 40 mins	113	1,651	99.9	2	0.1	9.3	10.2
		1,035	1 in 10 miles and 15 mins	453	908	87.7	127	12.3	4.0	4.4

Mental Health Provider Prescribers/Engage by Medica/MNN014

July 3, 2025

Created by...
Medica

Engage by Medica MNN014 Mental Health Provider Prescribers

1,319 providers at 457 locations

■ All providers

Mental Health Provider Prescribers

Employee Group

National Proxy Census (Engage by Medica MNN014)

Provider Group

Engage by Medica MNN014 Mental Health Provider Prescribers (Medica Regional Service Area)

4,455 enrollee locations

◆ With access (4,455)

● Without access (0)

The Access Standard is defined as (National Proxy Census (Engage by Medica MNN014)) enrollees accessing in:

Large Metro areas...

1 (Engage by Medica MNN014 Mental Health Provider Prescribers (Medica Regional Service Area)) provider in 10 miles and 20 minutes

Metro areas...

1 (Engage by Medica MNN014 Mental Health Provider Prescribers (Medica Regional Service Area)) provider in 30 miles and 45 minutes

Micro areas...

1 (Engage by Medica MNN014 Mental Health Provider Prescribers (Medica Regional Service Area)) provider in 45 miles and 60 minutes

Rural areas...

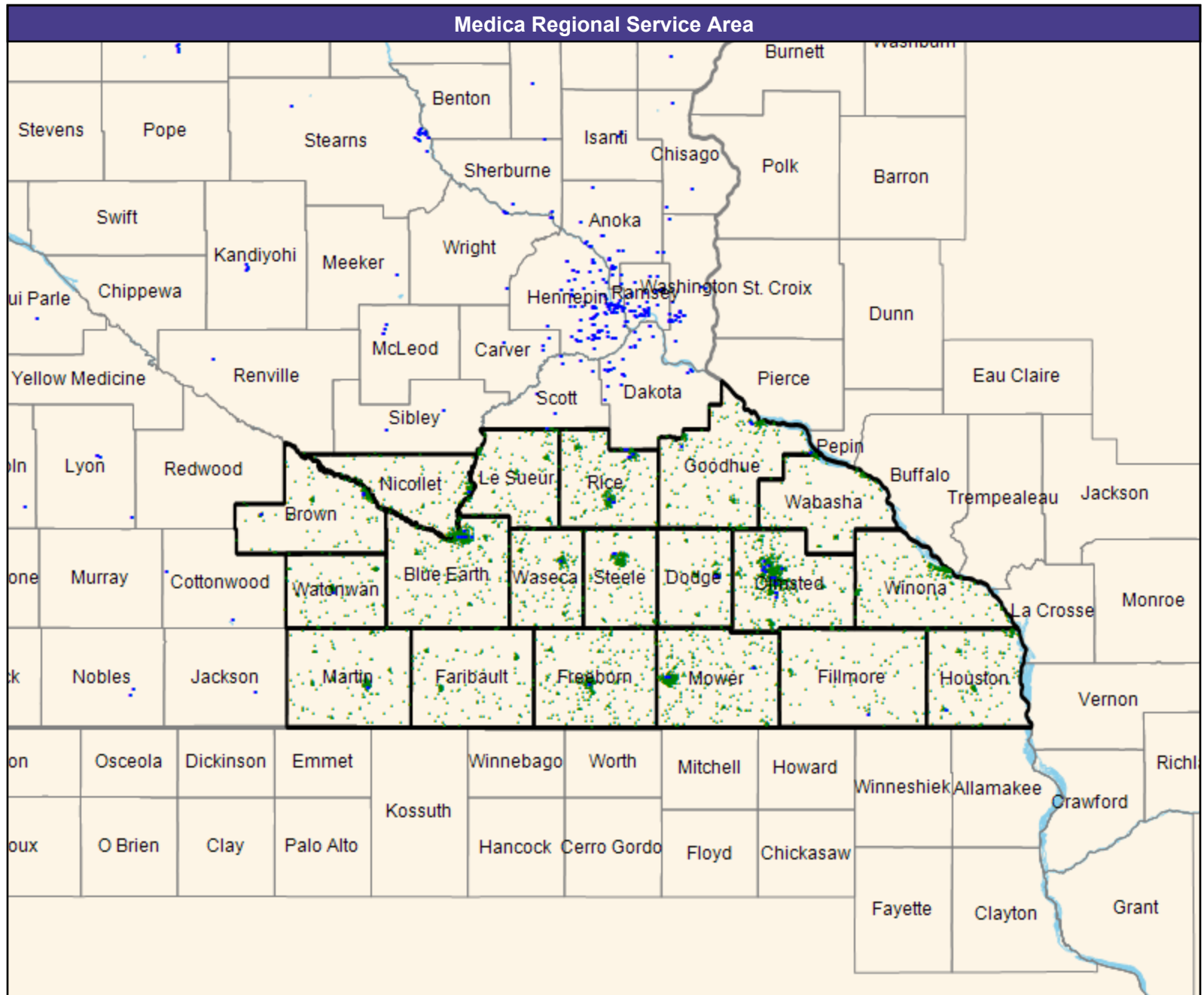
1 (Engage by Medica MNN014 Mental Health Provider Prescribers (Medica Regional Service Area)) provider in 60 miles and 75 minutes

CEAC areas...

1 (Engage by Medica MNN014 Mental Health Provider Prescribers (Medica Regional Service Area)) provider in 100 miles and 110 minutes

Service Areas

□ Engage by Medica MNN014



Access Detail By County

July 3, 2025

Created by...
Medica

Access Analysis
Mental Health Provider Prescribers

Enrollee / Provider Groups
National Proxy Census (Engage by Medica MNN014)
Engage by Medica MNN014 Mental Health Provider Prescribers (Medica Regional Service Area)

¹ Access Standard Criteria Abbreviations:

L: Large Metro
M: Metro
I: Micro
R: Rural
C: CEAC

All Enrollees										
State Name	County	Enrollee	Provider	Counts	With Access		Without Access		Average Distance	Average Time
		#	Standard ¹	#	#	%	#	%	1	1
Minnesota	Blue Earth	348	1 in 45 miles and 60 mins	44	348	100.0	0	0.0	6.6	7.1
	Brown	138	1 in 60 miles and 75 mins	43	138	100.0	0	0.0	6.7	7.2
	Dodge	108	1 in 60 miles and 75 mins	13	108	100.0	0	0.0	7.1	7.7
	Faribault	149	1 in 60 miles and 75 mins	0	149	100.0	0	0.0	21.8	23.7
	Fillmore	111	1 in 60 miles and 75 mins	1	111	100.0	0	0.0	13.7	14.9
	Freeborn	323	1 in 60 miles and 75 mins	28	323	100.0	0	0.0	7.4	8.0
	Goodhue	225	1 in 45 miles and 60 mins	29	225	100.0	0	0.0	8.3	9.1
	Houston	185	1 in 60 miles and 75 mins	1	185	100.0	0	0.0	17.7	19.3
	Le Sueur	138	1 in 45 miles and 60 mins	0	138	100.0	0	0.0	9.9	10.7
	Martin	195	1 in 60 miles and 75 mins	12	195	100.0	0	0.0	7.7	8.4
	Mower	455	1 in 45 miles and 60 mins	24	455	100.0	0	0.0	5.5	5.9
	Nicollet	162	1 in 45 miles and 60 mins	1	162	100.0	0	0.0	5.1	5.5
	Olmsted	716	1 in 30 miles and 45 mins	217	716	100.0	0	0.0	3.5	4.0
	Rice	319	1 in 30 miles and 45 mins	22	319	100.0	0	0.0	4.6	5.0
	Steele	194	1 in 45 miles and 60 mins	10	194	100.0	0	0.0	6.7	7.3
	Wabasha	105	1 in 60 miles and 75 mins	0	105	100.0	0	0.0	14.5	15.9
	Waseca	209	1 in 60 miles and 75 mins	10	209	100.0	0	0.0	7.2	7.8
	Watonwan	130	1 in 60 miles and 75 mins	11	130	100.0	0	0.0	8.3	9.0
	Winona	245	1 in 45 miles and 60 mins	0	245	100.0	0	0.0	30.7	33.5
	Grand Totals	1,767	1 in 45 miles and 60 mins	108	1,767	100.0	0	0.0	10.0	10.9
		1,653	1 in 60 miles and 75 mins	119	1,653	100.0	0	0.0	10.7	11.6
		1,035	1 in 30 miles and 45 mins	239	1,035	100.0	0	0.0	3.9	4.3

Nephrology/Engage by Medica/MNN014

July 3, 2025

Created by...
Medica

Engage by Medica MNN014 Nephrology

87 providers at 38 locations

■ All providers

Nephrology

Employee Group

National Proxy Census (Engage by Medica MNN014)

Provider Group

Engage by Medica MNN014 Nephrology (Medica Regional Service Area)

4,455 enrollee locations

◆ With access (4,455)

● Without access (0)

The Access Standard is defined as (National Proxy Census (Engage by Medica MNN014)) enrollees accessing in:

Large Metro areas...

1 (Engage by Medica MNN014 Nephrology (Medica Regional Service Area)) provider in 15 miles and 30 minutes

Metro areas...

1 (Engage by Medica MNN014 Nephrology (Medica Regional Service Area)) provider in 30 miles and 45 minutes

Micro areas...

1 (Engage by Medica MNN014 Nephrology (Medica Regional Service Area)) provider in 60 miles and 80 minutes

Rural areas...

1 (Engage by Medica MNN014 Nephrology (Medica Regional Service Area)) provider in 75 miles and 90 minutes

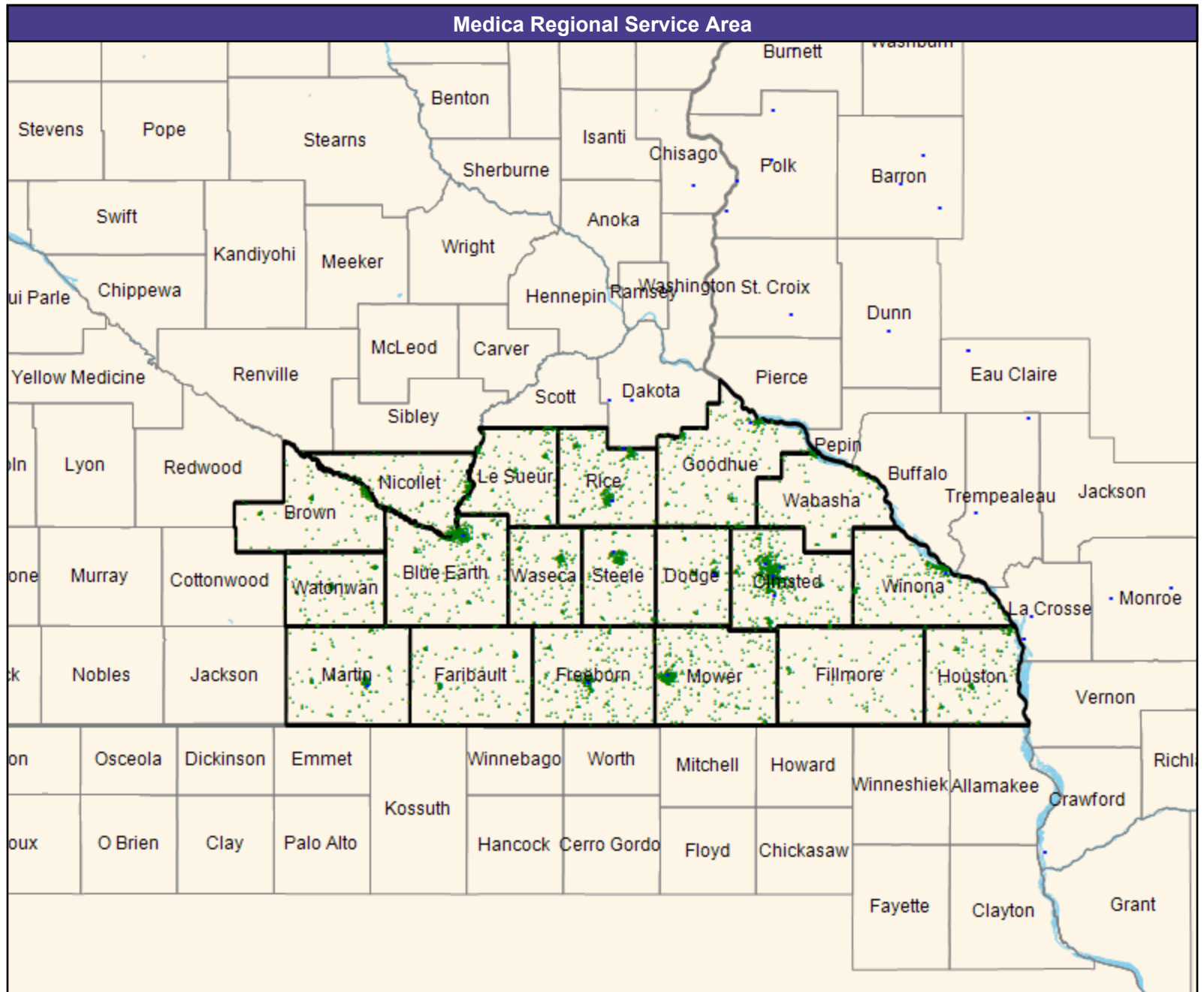
CEAC areas...

1 (Engage by Medica MNN014 Nephrology (Medica Regional Service Area)) provider in 110 miles and 125 minutes

Service Areas

□ Engage by Medica MNN014

35.05 miles



Access Detail By County

July 3, 2025

Created by...
Medica

Access Analysis
Nephrology
Enrollee / Provider Groups
National Proxy Census (Engage by Medica MNN014)
Engage by Medica MNN014
Nephrology (Medica Regional Service Area)

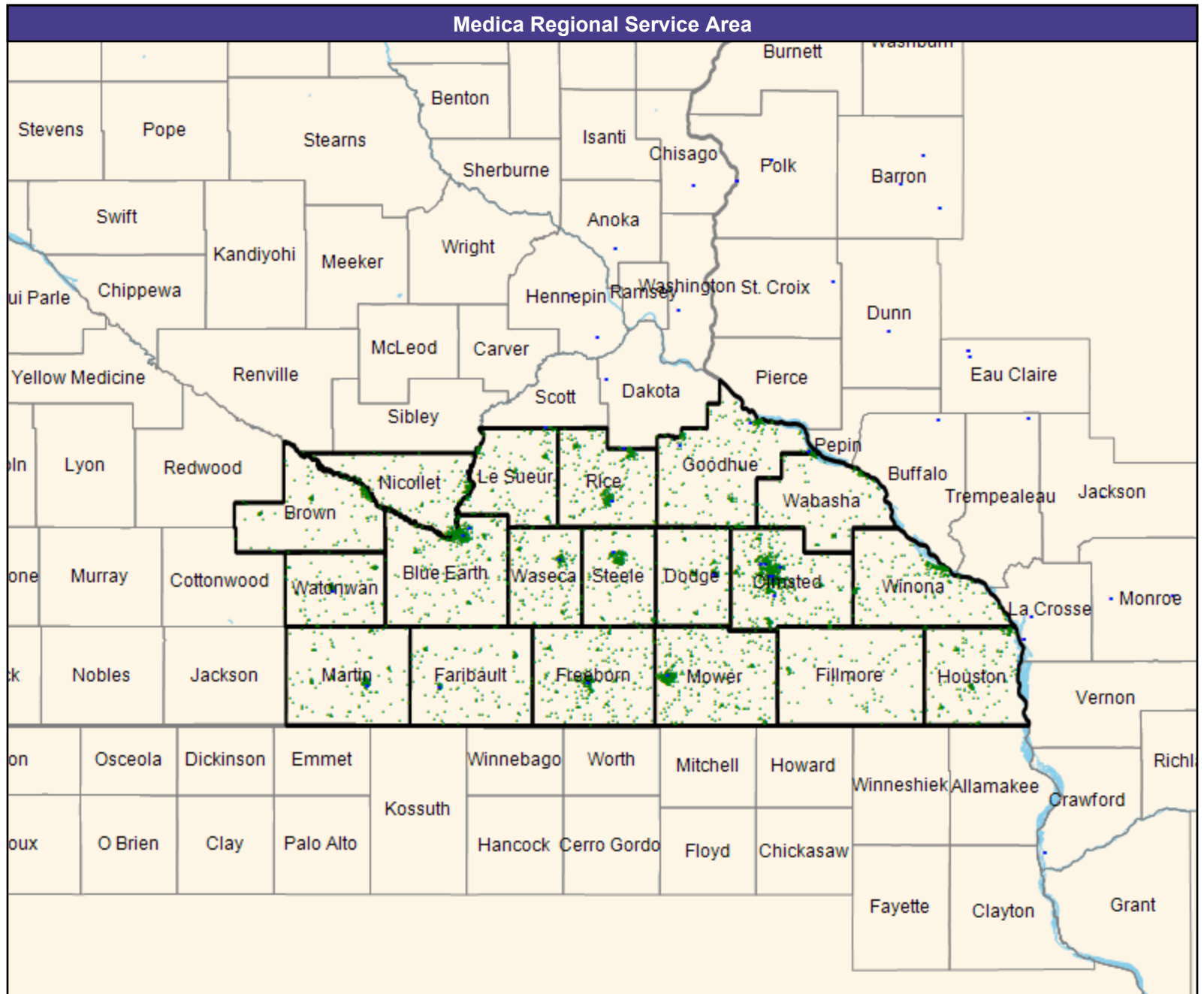
¹ Access Standard Criteria Abbreviations:

L: Large Metro
M: Metro
I: Micro
R: Rural
C: CEAC

All Enrollees										
State Name	County	Enrollee	Provider	Counts	With Access		Without Access		Average Distance	Average Time
		#	Standard ¹	#	#	%	#	%	1	1
Minnesota	Blue Earth	348	1 in 60 miles and 80 mins	23	348	100.0	0	0.0	7.8	8.5
	Brown	138	1 in 75 miles and 90 mins	0	138	100.0	0	0.0	36.8	40.1
	Dodge	108	1 in 75 miles and 90 mins	63	108	100.0	0	0.0	7.3	7.9
	Faribault	149	1 in 75 miles and 90 mins	0	149	100.0	0	0.0	21.9	23.8
	Fillmore	111	1 in 75 miles and 90 mins	0	111	100.0	0	0.0	28.9	31.5
	Freeborn	323	1 in 75 miles and 90 mins	8	323	100.0	0	0.0	7.4	8.1
	Goodhue	225	1 in 60 miles and 80 mins	8	225	100.0	0	0.0	12.0	13.1
	Houston	185	1 in 75 miles and 90 mins	0	185	100.0	0	0.0	17.8	19.4
	Le Sueur	138	1 in 60 miles and 80 mins	0	138	100.0	0	0.0	20.3	22.1
	Martin	195	1 in 75 miles and 90 mins	9	195	100.0	0	0.0	8.8	9.5
	Mower	455	1 in 60 miles and 80 mins	7	455	100.0	0	0.0	8.1	8.8
	Nicollet	162	1 in 60 miles and 80 mins	0	162	100.0	0	0.0	14.2	15.4
	Olmsted	716	1 in 30 miles and 45 mins	253	716	100.0	0	0.0	4.2	4.8
	Rice	319	1 in 30 miles and 45 mins	5	319	100.0	0	0.0	5.8	6.3
	Steele	194	1 in 60 miles and 80 mins	11	194	100.0	0	0.0	6.9	7.5
	Wabasha	105	1 in 75 miles and 90 mins	0	105	100.0	0	0.0	22.4	24.5
	Waseca	209	1 in 75 miles and 90 mins	0	209	100.0	0	0.0	17.2	18.7
	Watonwan	130	1 in 75 miles and 90 mins	0	130	100.0	0	0.0	29.3	31.9
	Winona	245	1 in 60 miles and 80 mins	5	245	100.0	0	0.0	9.1	9.9
	Grand Totals		1,767	1 in 60 miles and 80 mins	54	1,767	100.0	0	0.0	10.1
		1,653	1 in 75 miles and 90 mins	80	1,653	100.0	0	0.0	17.8	19.4
		1,035	1 in 30 miles and 45 mins	258	1,035	100.0	0	0.0	4.7	5.2

Neurology/Engage by Medica/MNN014

- July 3, 2025
-
- Created by...
Medica
-
- Engage by Medica MNN014 Neurology
256 providers at 49 locations
- All providers
- Neurology
- Employee Group
National Proxy Census (Engage by Medica MNN014)
- Provider Group
Engage by Medica MNN014 Neurology (Medica Regional Service Area)
- 4,455 enrollee locations
- ◆ With access (4,455)
 - Without access (0)
- The Access Standard is defined as (National Proxy Census (Engage by Medica MNN014)) enrollees accessing in:
- Large Metro areas...
1 (Engage by Medica MNN014 Neurology (Medica Regional Service Area)) provider in 10 miles and 20 minutes
- Metro areas...
1 (Engage by Medica MNN014 Neurology (Medica Regional Service Area)) provider in 30 miles and 45 minutes
- Micro areas...
1 (Engage by Medica MNN014 Neurology (Medica Regional Service Area)) provider in 45 miles and 60 minutes
- Rural areas...
1 (Engage by Medica MNN014 Neurology (Medica Regional Service Area)) provider in 60 miles and 75 minutes
- CEAC areas...
1 (Engage by Medica MNN014 Neurology (Medica Regional Service Area)) provider in 100 miles and 110 minutes
- Service Areas
 Engage by Medica MNN014



Access Detail By County

July 3, 2025

Created by...
Medica

Access Analysis
Neurology
Enrollee / Provider Groups
National Proxy Census (Engage by Medica MNN014)
Engage by Medica MNN014
Neurology (Medica Regional Service Area)

¹ Access Standard Criteria Abbreviations:

L: Large Metro
M: Metro
I: Micro
R: Rural
C: CEAC

All Enrollees										
State Name	County	Enrollee	Provider	Counts	With Access		Without Access		Average Distance	Average Time
		#	Standard ¹	#	#	%	#	%	1	1
Minnesota	Blue Earth	348	1 in 45 miles and 60 mins	87	348	100.0	0	0.0	7.2	7.9
	Brown	138	1 in 60 miles and 75 mins	0	138	100.0	0	0.0	26.8	29.2
	Dodge	108	1 in 60 miles and 75 mins	141	108	100.0	0	0.0	7.3	7.9
	Faribault	149	1 in 60 miles and 75 mins	5	149	100.0	0	0.0	12.2	13.3
	Fillmore	111	1 in 60 miles and 75 mins	0	111	100.0	0	0.0	30.2	32.9
	Freeborn	323	1 in 60 miles and 75 mins	13	323	100.0	0	0.0	7.4	8.1
	Goodhue	225	1 in 45 miles and 60 mins	56	225	100.0	0	0.0	8.5	9.3
	Houston	185	1 in 60 miles and 75 mins	0	185	100.0	0	0.0	18.1	19.7
	Le Sueur	138	1 in 45 miles and 60 mins	0	138	100.0	0	0.0	11.9	13.0
	Martin	195	1 in 60 miles and 75 mins	10	195	100.0	0	0.0	8.1	8.8
	Mower	455	1 in 45 miles and 60 mins	14	455	100.0	0	0.0	8.1	8.8
	Nicollet	162	1 in 45 miles and 60 mins	0	162	100.0	0	0.0	13.0	14.1
	Olmsted	716	1 in 30 miles and 45 mins	571	716	100.0	0	0.0	3.9	4.3
	Rice	319	1 in 30 miles and 45 mins	13	319	100.0	0	0.0	5.5	5.9
	Steele	194	1 in 45 miles and 60 mins	28	194	100.0	0	0.0	6.8	7.4
	Wabasha	105	1 in 60 miles and 75 mins	0	105	100.0	0	0.0	14.5	15.9
	Waseca	209	1 in 60 miles and 75 mins	9	209	100.0	0	0.0	7.2	7.8
	Watonwan	130	1 in 60 miles and 75 mins	9	130	100.0	0	0.0	8.3	9.0
	Winona	245	1 in 45 miles and 60 mins	0	245	100.0	0	0.0	26.9	29.3
Grand Totals		1,767	1 in 45 miles and 60 mins	185	1,767	100.0	0	0.0	11.2	12.2
		1,653	1 in 60 miles and 75 mins	187	1,653	100.0	0	0.0	12.8	13.9
		1,035	1 in 30 miles and 45 mins	584	1,035	100.0	0	0.0	4.4	4.8

Neurosurgery/Engage by Medica/MNN014

July 3, 2025

Created by...
Medica

Engage by Medica MNN014
Neurosurgery

53 providers at 25 locations

■ All providers

Neurosurgery

Employee Group

National Proxy Census (Engage by
Medica MNN014)

Provider Group

Engage by Medica MNN014
Neurosurgery (Medica Regional
Service Area)

4,455 enrollee locations

◆ With access (4,455)

● Without access (0)

The Access Standard is defined as
(National Proxy Census (Engage by
Medica MNN014)) enrollees accessing in:

Large Metro areas...

1 (Engage by Medica MNN014
Neurosurgery (Medica Regional
Service Area)) provider in 15 miles
and 30 minutes

Metro areas...

1 (Engage by Medica MNN014
Neurosurgery (Medica Regional
Service Area)) provider in 40 miles
and 60 minutes

Micro areas...

1 (Engage by Medica MNN014
Neurosurgery (Medica Regional
Service Area)) provider in 75 miles
and 100 minutes

Rural areas...

1 (Engage by Medica MNN014
Neurosurgery (Medica Regional
Service Area)) provider in 90 miles
and 110 minutes

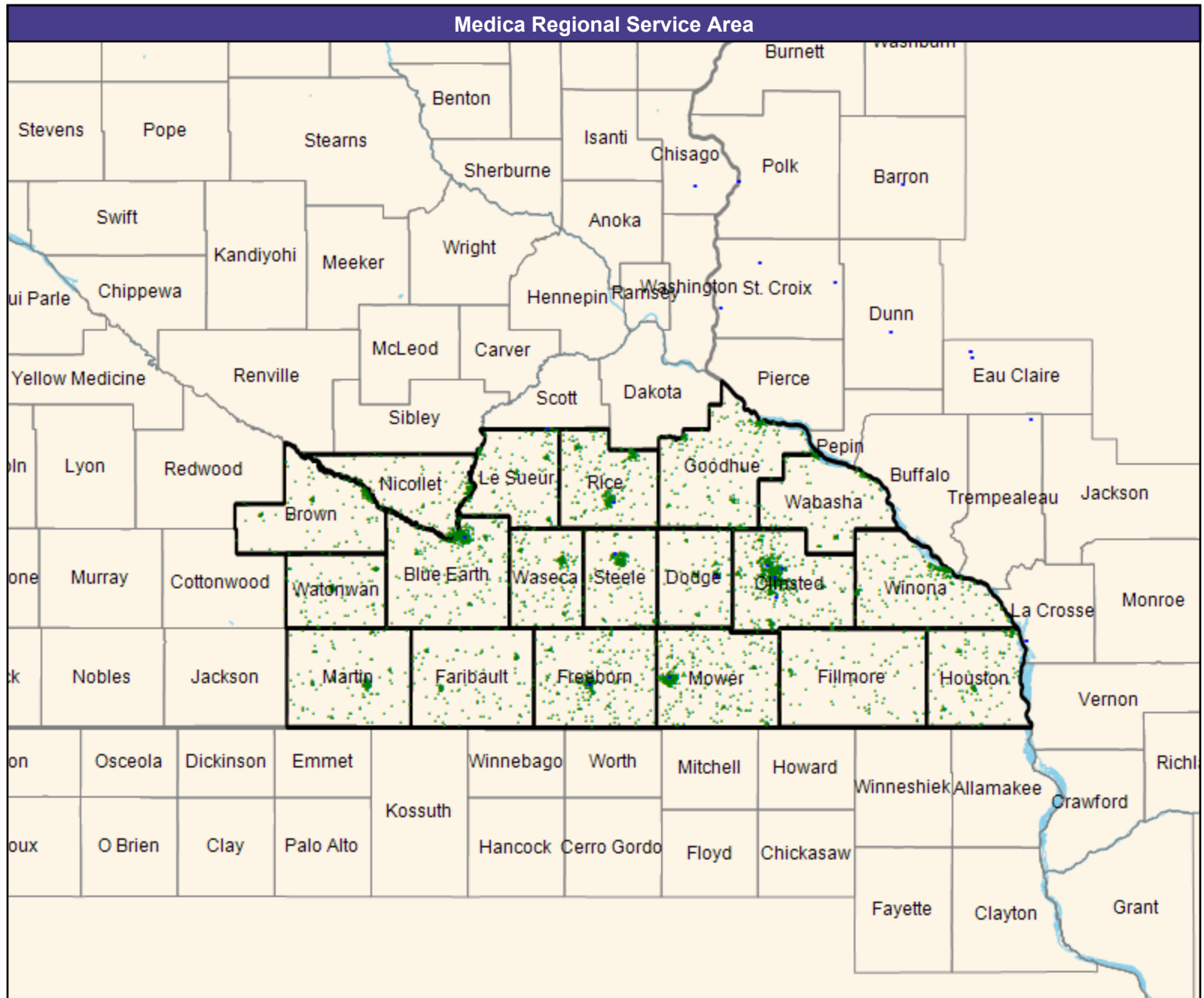
CEAC areas...

1 (Engage by Medica MNN014
Neurosurgery (Medica Regional
Service Area)) provider in 130 miles
and 145 minutes

Service Areas

□ Engage by Medica MNN014

35.05 miles



Access Detail By County

July 3, 2025

Created by...
Medica

Access Analysis
Neurosurgery
Enrollee / Provider Groups
National Proxy Census (Engage by Medica MNN014)
Engage by Medica MNN014
Neurosurgery (Medica Regional Service Area)

¹ Access Standard Criteria Abbreviations:

L: Large Metro
M: Metro
I: Micro
R: Rural
C: CEAC

All Enrollees										
State Name	County	Enrollee	Provider	Counts	With Access		Without Access		Average Distance	Average Time
		#	Standard ¹	#	#	%	#	%	1	1
Minnesota	Blue Earth	348	1 in 75 miles and 100 mins	22	348	100.0	0	0.0	7.9	8.6
	Brown	138	1 in 90 miles and 110 mins	0	138	100.0	0	0.0	36.8	40.1
	Dodge	108	1 in 90 miles and 110 mins	31	108	100.0	0	0.0	7.3	7.9
	Faribault	149	1 in 90 miles and 110 mins	0	149	100.0	0	0.0	30.4	33.2
	Fillmore	111	1 in 90 miles and 110 mins	0	111	100.0	0	0.0	30.2	32.9
	Freeborn	323	1 in 90 miles and 110 mins	4	323	100.0	0	0.0	7.4	8.1
	Goodhue	225	1 in 75 miles and 100 mins	0	225	100.0	0	0.0	26.5	29.2
	Houston	185	1 in 90 miles and 110 mins	0	185	100.0	0	0.0	18.1	19.7
	Le Sueur	138	1 in 75 miles and 100 mins	0	138	100.0	0	0.0	13.5	14.7
	Martin	195	1 in 90 miles and 110 mins	0	195	100.0	0	0.0	52.6	57.4
	Mower	455	1 in 75 miles and 100 mins	4	455	100.0	0	0.0	8.1	8.8
	Nicollet	162	1 in 75 miles and 100 mins	0	162	100.0	0	0.0	14.2	15.4
	Olmsted	716	1 in 40 miles and 60 mins	123	716	100.0	0	0.0	4.2	4.8
	Rice	319	1 in 40 miles and 60 mins	2	319	100.0	0	0.0	8.8	9.5
	Steele	194	1 in 75 miles and 100 mins	2	194	100.0	0	0.0	6.9	7.5
	Wabasha	105	1 in 90 miles and 110 mins	0	105	100.0	0	0.0	26.1	28.6
	Waseca	209	1 in 90 miles and 110 mins	0	209	100.0	0	0.0	17.2	18.7
	Watonwan	130	1 in 90 miles and 110 mins	0	130	100.0	0	0.0	38.1	41.6
	Winona	245	1 in 75 miles and 100 mins	0	245	100.0	0	0.0	29.1	31.7
	Grand Totals		1,767	1 in 75 miles and 100 mins	28	1,767	100.0	0	0.0	14.2
		1,653	1 in 90 miles and 110 mins	35	1,653	100.0	0	0.0	24.8	27.1
		1,035	1 in 40 miles and 60 mins	125	1,035	100.0	0	0.0	5.6	6.2

Occupational Therapy/Engage by Medica/MNN014

July 3, 2025

Created by...
Medica

Engage by Medica MNN014 Occupational Therapy

293 providers at 41 locations

■ All providers

Occupational Therapy

Employee Group

National Proxy Census (Engage by Medica MNN014)

Provider Group

Engage by Medica MNN014 Occupational Therapy (Medica Regional Service Area)

4,455 enrollee locations

◆ With access (4,165)

● Without access (290)

The Access Standard is defined as (National Proxy Census (Engage by Medica MNN014)) enrollees accessing in:

Large Metro areas...

1 (Engage by Medica MNN014 Occupational Therapy (Medica Regional Service Area)) provider in 10 miles and 20 minutes

Metro areas...

1 (Engage by Medica MNN014 Occupational Therapy (Medica Regional Service Area)) provider in 30 miles and 45 minutes

Micro areas...

1 (Engage by Medica MNN014 Occupational Therapy (Medica Regional Service Area)) provider in 60 miles and 80 minutes

Rural areas...

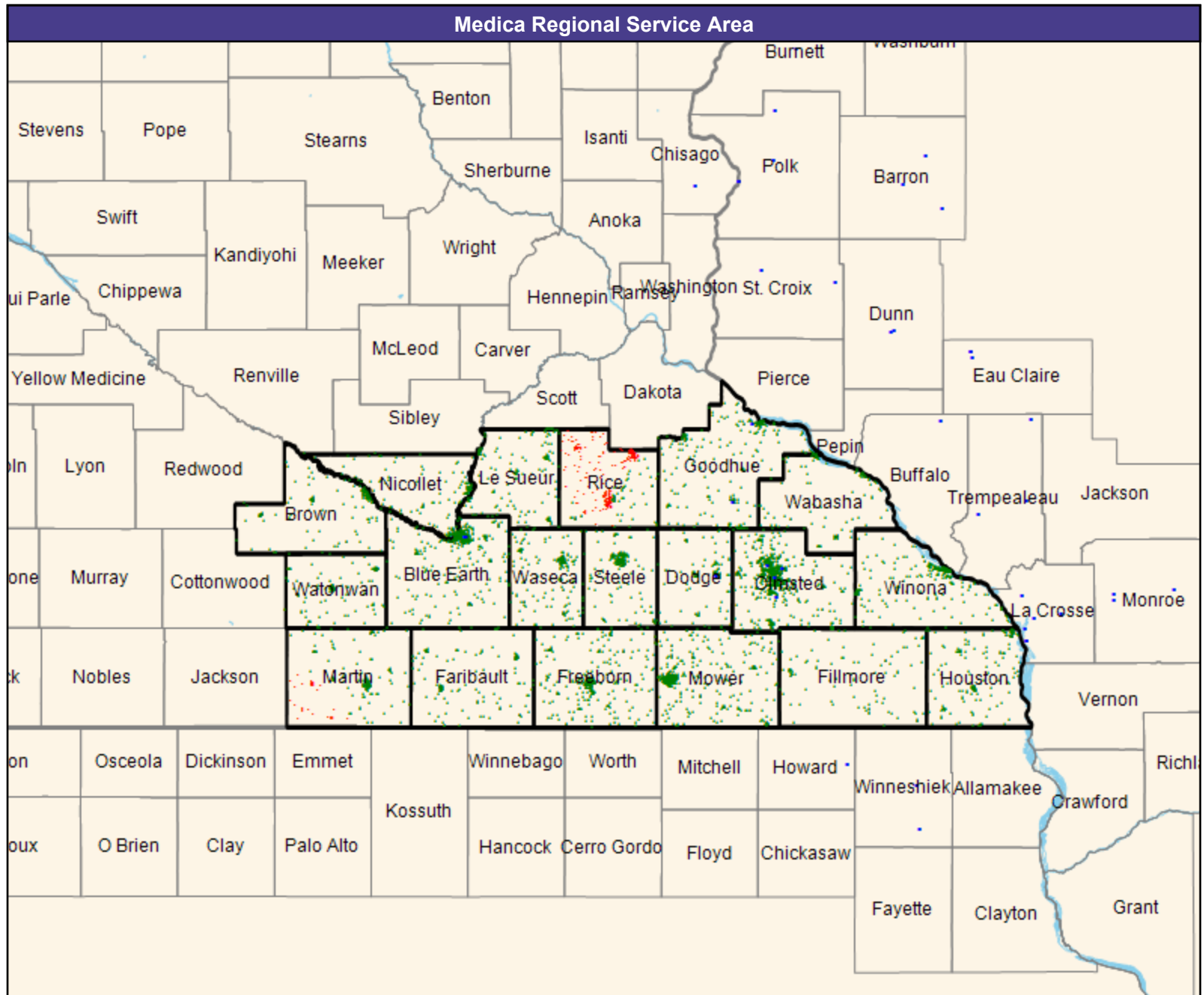

1 (Engage by Medica MNN014 Occupational Therapy (Medica Regional Service Area)) provider in 60 miles and 75 minutes

CEAC areas...

1 (Engage by Medica MNN014 Occupational Therapy (Medica Regional Service Area)) provider in 100 miles and 110 minutes

Service Areas

□ Engage by Medica MNN014



Access Detail By County

July 3, 2025

Created by...
Medica

Access Analysis
Occupational Therapy
Enrollee / Provider Groups
National Proxy Census (Engage by Medica MNN014)
Engage by Medica MNN014
Occupational Therapy (Medica Regional Service Area)

¹ Access Standard Criteria Abbreviations:

L: Large Metro
M: Metro
I: Micro
R: Rural
C: CEAC

All Enrollees										
State Name	County	Enrollee	Provider	Counts	With Access		Without Access		Average Distance	Average Time
		#	Standard ¹	#	#	%	#	%	1	1
Minnesota	Blue Earth	348	1 in 60 miles and 80 mins	17	348	100.0	0	0.0	7.7	8.4
	Brown	138	1 in 60 miles and 75 mins	0	138	100.0	0	0.0	36.8	40.1
	Dodge	108	1 in 60 miles and 75 mins	219	108	100.0	0	0.0	7.5	8.1
	Faribault	149	1 in 60 miles and 75 mins	0	149	100.0	0	0.0	38.1	41.5
	Fillmore	111	1 in 60 miles and 75 mins	0	111	100.0	0	0.0	22.5	24.5
	Freeborn	323	1 in 60 miles and 75 mins	0	323	100.0	0	0.0	47.3	51.7
	Goodhue	225	1 in 60 miles and 80 mins	2	225	100.0	0	0.0	9.6	10.4
	Houston	185	1 in 60 miles and 80 mins	0	185	100.0	0	0.0	16.6	18.0
	Le Sueur	138	1 in 60 miles and 80 mins	0	138	100.0	0	0.0	26.1	28.5
	Martin	195	1 in 60 miles and 75 mins	0	162	83.1	33	16.9	52.6	57.4
	Mower	455	1 in 60 miles and 80 mins	0	455	100.0	0	0.0	29.2	31.9
	Nicollet	162	1 in 60 miles and 80 mins	0	162	100.0	0	0.0	14.1	15.3
	Olmsted	716	1 in 30 miles and 45 mins	876	716	100.0	0	0.0	4.1	4.7
	Rice	319	1 in 30 miles and 45 mins	0	62	19.4	257	80.6	32.4	35.3
	Steele	194	1 in 60 miles and 80 mins	0	194	100.0	0	0.0	26.1	28.4
	Wabasha	105	1 in 60 miles and 75 mins	0	105	100.0	0	0.0	21.3	23.3
	Waseca	209	1 in 60 miles and 75 mins	0	209	100.0	0	0.0	26.7	29.1
	Watonwan	130	1 in 60 miles and 75 mins	0	130	100.0	0	0.0	38.1	41.6
	Winona	245	1 in 60 miles and 80 mins	0	245	100.0	0	0.0	21.1	23.0
Grand Totals		1,767	1 in 60 miles and 80 mins	19	1,767	100.0	0	0.0	19.4	21.1
		1,653	1 in 60 miles and 75 mins	219	1,620	98.0	33	2.0	33.5	36.6
		1,035	1 in 30 miles and 45 mins	876	778	75.2	257	24.8	12.8	14.1

Oncology - Medical & Surgical/Engage by Medica/MNN014

July 3, 2025

Created by...
Medica

Engage by Medica MNN014 Oncology - Medical & Surgical

166 providers at 46 locations

■ All providers

Oncology - Medical & Surgical

Employee Group

National Proxy Census (Engage by Medica MNN014)

Provider Group

Engage by Medica MNN014 Oncology - Medical & Surgical (Medica Regional Service Area)

4,455 enrollee locations

◆ With access (4,455)

● Without access (0)

The Access Standard is defined as (National Proxy Census (Engage by Medica MNN014)) enrollees accessing in:

Large Metro areas...

1 (Engage by Medica MNN014 Oncology - Medical & Surgical (Medica Regional Service Area)) provider in 10 miles and 20 minutes

Metro areas...

1 (Engage by Medica MNN014 Oncology - Medical & Surgical (Medica Regional Service Area)) provider in 30 miles and 45 minutes

Micro areas...

1 (Engage by Medica MNN014 Oncology - Medical & Surgical (Medica Regional Service Area)) provider in 45 miles and 60 minutes

Rural areas...

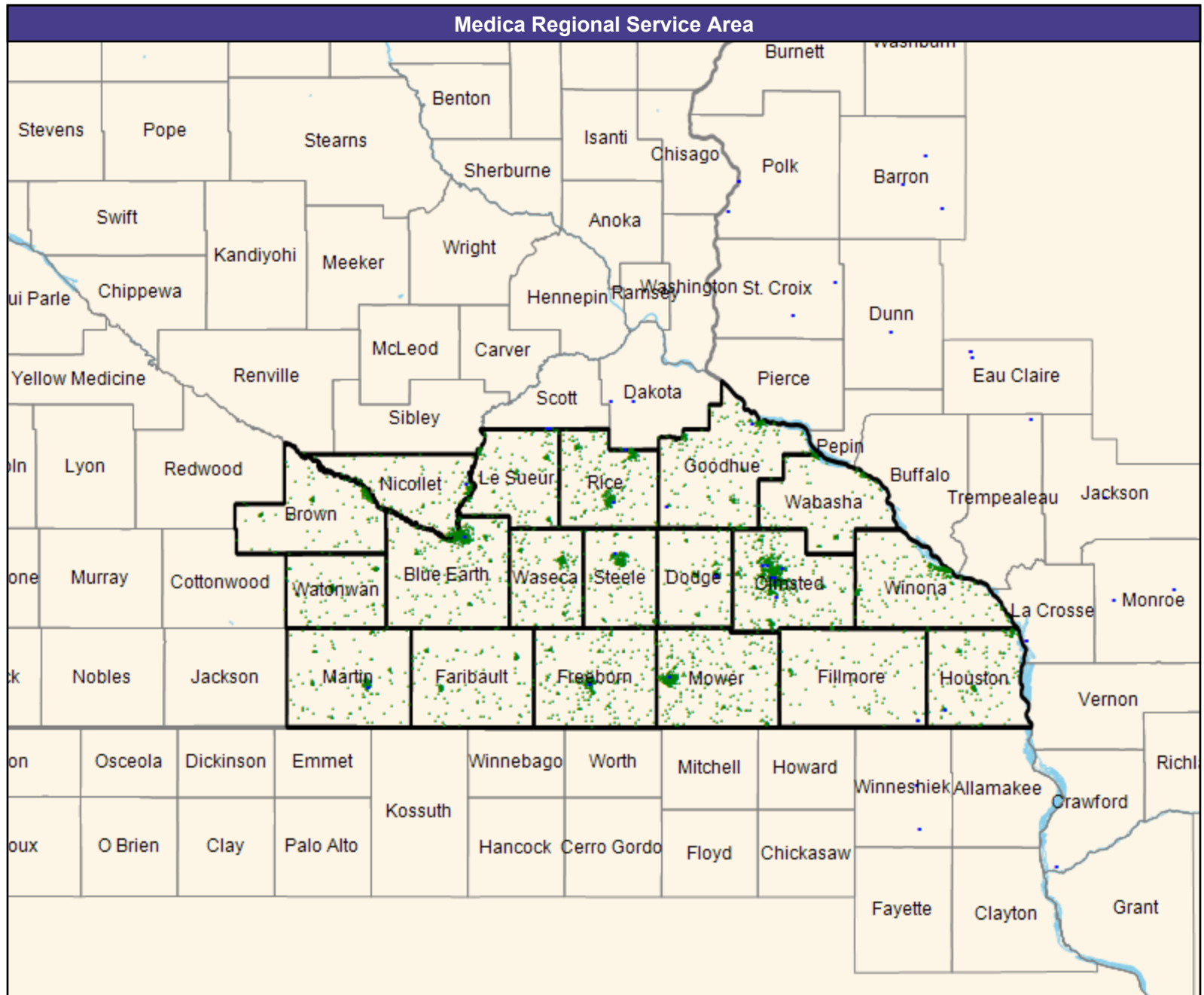
1 (Engage by Medica MNN014 Oncology - Medical & Surgical (Medica Regional Service Area)) provider in 60 miles and 75 minutes

CEAC areas...

1 (Engage by Medica MNN014 Oncology - Medical & Surgical (Medica Regional Service Area)) provider in 100 miles and 110 minutes

Service Areas

□ Engage by Medica MNN014



Access Detail By County

July 3, 2025

Created by...
Medica

Access Analysis
Oncology - Medical & Surgical

Enrollee / Provider Groups
National Proxy Census (Engage by Medica MNN014)
Engage by Medica MNN014
Oncology - Medical & Surgical (Medica Regional Service Area)

¹ Access Standard Criteria Abbreviations:

- L: Large Metro
- M: Metro
- I: Micro
- R: Rural
- C: CEAC

All Enrollees										
State Name	County	Enrollee	Provider	Counts	With Access		Without Access		Average Distance	Average Time
		#	Standard ¹	#	#	%	#	%	1	1
Minnesota	Blue Earth	348	1 in 45 miles and 60 mins	12	348	100.0	0	0.0	7.8	8.5
	Brown	138	1 in 60 miles and 75 mins	0	138	100.0	0	0.0	34.4	37.4
	Dodge	108	1 in 60 miles and 75 mins	122	108	100.0	0	0.0	6.9	7.5
	Faribault	149	1 in 60 miles and 75 mins	0	149	100.0	0	0.0	21.9	23.8
	Fillmore	111	1 in 60 miles and 75 mins	1	111	100.0	0	0.0	19.2	20.9
	Freeborn	323	1 in 60 miles and 75 mins	11	323	100.0	0	0.0	7.4	8.1
	Goodhue	225	1 in 45 miles and 60 mins	11	225	100.0	0	0.0	10.2	11.2
	Houston	185	1 in 60 miles and 75 mins	1	185	100.0	0	0.0	9.6	10.4
	Le Sueur	138	1 in 45 miles and 60 mins	0	138	100.0	0	0.0	10.7	11.6
	Martin	195	1 in 60 miles and 75 mins	10	195	100.0	0	0.0	8.8	9.5
	Mower	455	1 in 45 miles and 60 mins	11	455	100.0	0	0.0	8.1	8.8
	Nicollet	162	1 in 45 miles and 60 mins	1	162	100.0	0	0.0	8.6	9.4
	Olmsted	716	1 in 30 miles and 45 mins	489	716	100.0	0	0.0	3.9	4.3
	Rice	319	1 in 30 miles and 45 mins	5	319	100.0	0	0.0	5.3	5.7
	Steele	194	1 in 45 miles and 60 mins	6	194	100.0	0	0.0	6.9	7.5
	Wabasha	105	1 in 60 miles and 75 mins	0	105	100.0	0	0.0	23.6	25.9
	Waseca	209	1 in 60 miles and 75 mins	0	209	100.0	0	0.0	17.2	18.7
	Watonwan	130	1 in 60 miles and 75 mins	0	130	100.0	0	0.0	29.3	31.9
	Winona	245	1 in 45 miles and 60 mins	0	245	100.0	0	0.0	28.9	31.4
Grand Totals		1,767	1 in 45 miles and 60 mins	41	1,767	100.0	0	0.0	11.3	12.3
		1,653	1 in 60 miles and 75 mins	145	1,653	100.0	0	0.0	16.1	17.6
		1,035	1 in 30 miles and 45 mins	494	1,035	100.0	0	0.0	4.3	4.7

Oncology - Radiation/Engage by Medica/MNN014

July 3, 2025

Created by...
Medica

Engage by Medica MNN014 Oncology - Radiation

103 providers at 30 locations

■ All providers

Oncology - Radiation

Employee Group

National Proxy Census (Engage by Medica MNN014)

Provider Group

Engage by Medica MNN014 Oncology - Radiation (Medica Regional Service Area)

4,455 enrollee locations

◆ With access (4,455)

● Without access (0)

The Access Standard is defined as (National Proxy Census (Engage by Medica MNN014)) enrollees accessing in:

Large Metro areas...

1 (Engage by Medica MNN014 Oncology - Radiation (Medica Regional Service Area)) provider in 15 miles and 30 minutes

Metro areas...

1 (Engage by Medica MNN014 Oncology - Radiation (Medica Regional Service Area)) provider in 40 miles and 60 minutes

Micro areas...

1 (Engage by Medica MNN014 Oncology - Radiation (Medica Regional Service Area)) provider in 75 miles and 100 minutes

Rural areas...

1 (Engage by Medica MNN014 Oncology - Radiation (Medica Regional Service Area)) provider in 90 miles and 110 minutes

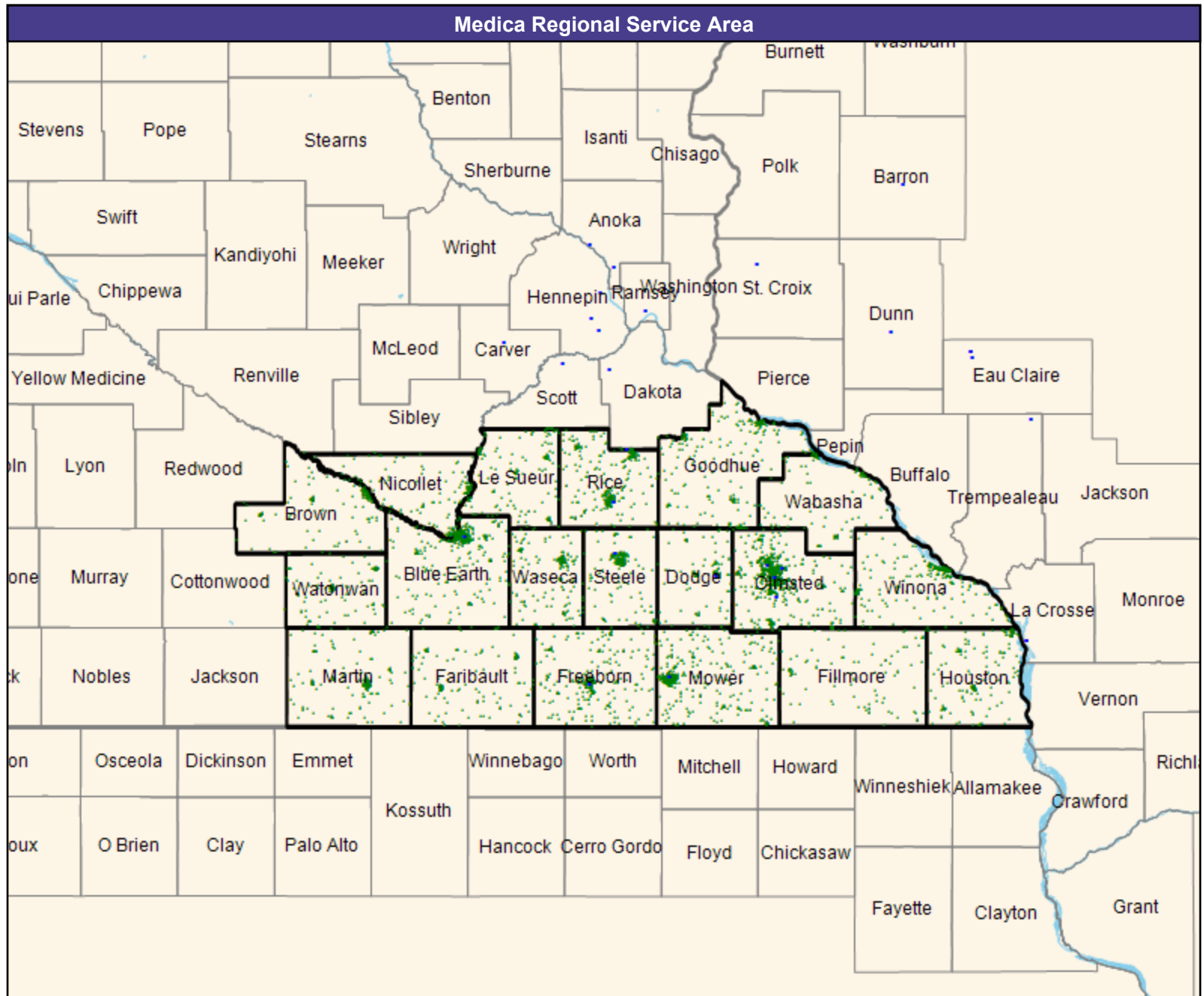
CEAC areas...

1 (Engage by Medica MNN014 Oncology - Radiation (Medica Regional Service Area)) provider in 130 miles and 145 minutes

Service Areas

□ Engage by Medica MNN014

35.05 miles



Access Detail By County

July 3, 2025

Created by...
Medica

Access Analysis
Oncology - Radiation
Enrollee / Provider Groups
National Proxy Census (Engage by Medica MNN014)
Engage by Medica MNN014
Oncology - Radiation (Medica Regional Service Area)

¹ Access Standard Criteria Abbreviations:

L: Large Metro
M: Metro
I: Micro
R: Rural
C: CEAC

All Enrollees										
State Name	County	Enrollee	Provider	Counts	With Access		Without Access		Average Distance	Average Time
		#	Standard ¹	#	#	%	#	%	1	1
Minnesota	Blue Earth	348	1 in 75 miles and 100 mins	86	348	100.0	0	0.0	7.9	8.6
	Brown	138	1 in 90 miles and 110 mins	0	138	100.0	0	0.0	36.8	40.1
	Dodge	108	1 in 90 miles and 110 mins	74	108	100.0	0	0.0	7.3	7.9
	Faribault	149	1 in 90 miles and 110 mins	0	149	100.0	0	0.0	30.4	33.2
	Fillmore	111	1 in 90 miles and 110 mins	0	111	100.0	0	0.0	30.2	32.9
	Freeborn	323	1 in 90 miles and 110 mins	87	323	100.0	0	0.0	7.4	8.1
	Goodhue	225	1 in 75 miles and 100 mins	0	225	100.0	0	0.0	23.8	26.2
	Houston	185	1 in 90 miles and 110 mins	0	185	100.0	0	0.0	18.1	19.7
	Le Sueur	138	1 in 75 miles and 100 mins	0	138	100.0	0	0.0	19.9	21.7
	Martin	195	1 in 90 miles and 110 mins	0	195	100.0	0	0.0	52.6	57.4
	Mower	455	1 in 75 miles and 100 mins	14	455	100.0	0	0.0	8.1	8.8
	Nicollet	162	1 in 75 miles and 100 mins	0	162	100.0	0	0.0	14.2	15.4
	Olmsted	716	1 in 40 miles and 60 mins	297	716	100.0	0	0.0	4.2	4.8
	Rice	319	1 in 40 miles and 60 mins	73	319	100.0	0	0.0	5.8	6.3
	Steele	194	1 in 75 miles and 100 mins	3	194	100.0	0	0.0	6.9	7.5
	Wabasha	105	1 in 90 miles and 110 mins	0	105	100.0	0	0.0	26.1	28.6
	Waseca	209	1 in 90 miles and 110 mins	0	209	100.0	0	0.0	17.2	18.7
	Watonwan	130	1 in 90 miles and 110 mins	0	130	100.0	0	0.0	38.1	41.6
	Winona	245	1 in 75 miles and 100 mins	0	245	100.0	0	0.0	29.1	31.7
	Grand Totals		1,767	1 in 75 miles and 100 mins	103	1,767	100.0	0	0.0	14.3
		1,653	1 in 90 miles and 110 mins	161	1,653	100.0	0	0.0	24.8	27.1
		1,035	1 in 40 miles and 60 mins	370	1,035	100.0	0	0.0	4.7	5.2

Ophthalmology/Engage by Medica/MNN014

July 3, 2025

Created by...
Medica

Engage by Medica MNN014
Ophthalmology

119 providers at 63 locations
■ All providers

Ophthalmology

Employee Group
National Proxy Census (Engage by
Medica MNN014)

Provider Group
Engage by Medica MNN014
Ophthalmology (Medica Regional
Service Area)

4,455 enrollee locations
◆ With access (4,453)
● Without access (2)

The Access Standard is defined as
(National Proxy Census (Engage by
Medica MNN014)) enrollees accessing in:

Large Metro areas...

1 (Engage by Medica MNN014
Ophthalmology (Medica Regional
Service Area)) provider in 10 miles
and 20 minutes

Metro areas...

1 (Engage by Medica MNN014
Ophthalmology (Medica Regional
Service Area)) provider in 20 miles
and 30 minutes

Micro areas...

1 (Engage by Medica MNN014
Ophthalmology (Medica Regional
Service Area)) provider in 35 miles
and 50 minutes

Rural areas...

1 (Engage by Medica MNN014
Ophthalmology (Medica Regional
Service Area)) provider in 60 miles
and 75 minutes

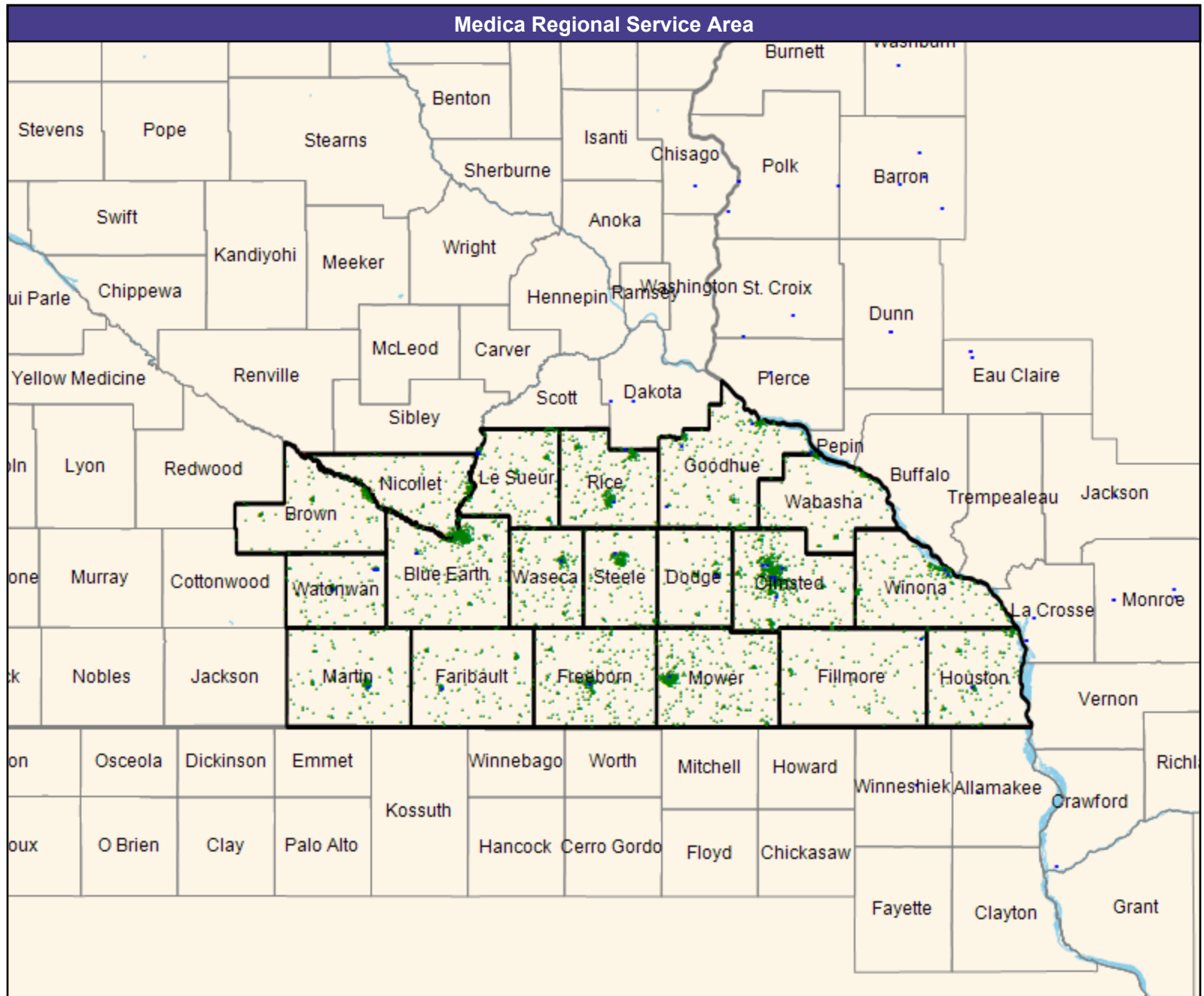
CEAC areas...

1 (Engage by Medica MNN014
Ophthalmology (Medica Regional
Service Area)) provider in 85 miles
and 95 minutes

Service Areas

□ Engage by Medica MNN014

35.05 miles



Access Detail By County

July 3, 2025

Created by...
Medica

Access Analysis
Ophthalmology
Enrollee / Provider Groups
National Proxy Census (Engage by Medica MNN014)
Engage by Medica MNN014
Ophthalmology (Medica Regional Service Area)

¹ Access Standard Criteria Abbreviations:

L: Large Metro
M: Metro
I: Micro
R: Rural
C: CEAC

All Enrollees										
State Name	County	Enrollee	Provider	Counts	With Access		Without Access		Average Distance	Average Time
		#	Standard ¹	#	#	%	#	%	1	1
Minnesota	Blue Earth	348	1 in 35 miles and 50 mins	1	348	100.0	0	0.0	14.3	15.6
	Brown	138	1 in 60 miles and 75 mins	0	138	100.0	0	0.0	21.9	23.9
	Dodge	108	1 in 60 miles and 75 mins	44	108	100.0	0	0.0	6.9	7.5
	Faribault	149	1 in 60 miles and 75 mins	1	149	100.0	0	0.0	12.2	13.2
	Fillmore	111	1 in 60 miles and 75 mins	1	111	100.0	0	0.0	19.3	21.0
	Freeborn	323	1 in 60 miles and 75 mins	14	323	100.0	0	0.0	7.4	8.1
	Goodhue	225	1 in 35 miles and 50 mins	14	225	100.0	0	0.0	7.2	7.9
	Houston	185	1 in 60 miles and 75 mins	3	185	100.0	0	0.0	7.0	7.6
	Le Sueur	138	1 in 35 miles and 50 mins	2	138	100.0	0	0.0	13.5	14.7
	Martin	195	1 in 60 miles and 75 mins	6	195	100.0	0	0.0	8.1	8.8
	Mower	455	1 in 35 miles and 50 mins	11	455	100.0	0	0.0	8.1	8.8
	Nicollet	162	1 in 35 miles and 50 mins	0	161	99.4	1	0.6	14.4	15.6
	Olmsted	716	1 in 20 miles and 30 mins	262	715	99.9	1	0.1	3.9	4.3
	Rice	319	1 in 20 miles and 30 mins	5	319	100.0	0	0.0	5.7	6.1
	Steele	194	1 in 35 miles and 50 mins	8	194	100.0	0	0.0	6.8	7.4
	Wabasha	105	1 in 60 miles and 75 mins	0	105	100.0	0	0.0	14.5	15.8
	Waseca	209	1 in 60 miles and 75 mins	2	209	100.0	0	0.0	7.3	7.9
	Watonwan	130	1 in 60 miles and 75 mins	4	130	100.0	0	0.0	5.1	5.5
	Winona	245	1 in 35 miles and 50 mins	7	245	100.0	0	0.0	7.9	8.6
Grand Totals		1,767	1 in 35 miles and 50 mins	43	1,766	99.9	1	0.1	10.0	10.9
		1,653	1 in 60 miles and 75 mins	75	1,653	100.0	0	0.0	10.1	11.0
		1,035	1 in 20 miles and 30 mins	267	1,034	99.9	1	0.1	4.4	4.9

Orthopedic Surgery/Engage by Medica/MNN014

July 3, 2025

Created by...
Medica

Engage by Medica MNN014 Orthopedic Surgery

222 providers at 65 locations

- All providers

Orthopedic Surgery

Employee Group

National Proxy Census (Engage by Medica MNN014)

Provider Group

Engage by Medica MNN014 Orthopedic Surgery (Medica Regional Service Area)

4,455 enrollee locations

- ◆ With access (4,453)
- Without access (2)

The Access Standard is defined as (National Proxy Census (Engage by Medica MNN014)) enrollees accessing in:

Large Metro areas...

1 (Engage by Medica MNN014 Orthopedic Surgery (Medica Regional Service Area)) provider in 10 miles and 20 minutes

Metro areas...

1 (Engage by Medica MNN014 Orthopedic Surgery (Medica Regional Service Area)) provider in 20 miles and 30 minutes

Micro areas...

1 (Engage by Medica MNN014 Orthopedic Surgery (Medica Regional Service Area)) provider in 35 miles and 50 minutes

Rural areas...

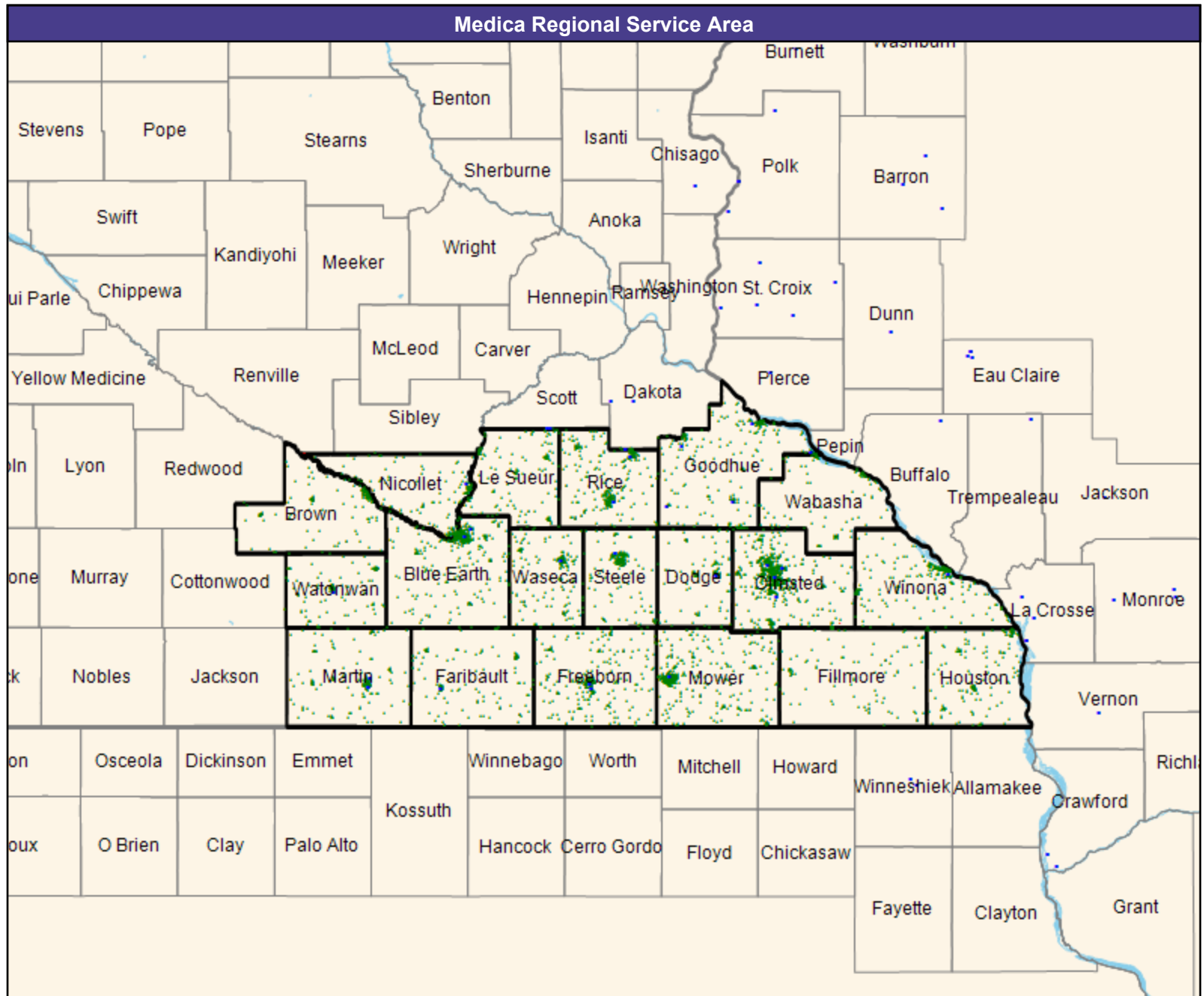

1 (Engage by Medica MNN014 Orthopedic Surgery (Medica Regional Service Area)) provider in 60 miles and 75 minutes

CEAC areas...

1 (Engage by Medica MNN014 Orthopedic Surgery (Medica Regional Service Area)) provider in 85 miles and 95 minutes

Service Areas

- Engage by Medica MNN014



Access Detail By County

July 3, 2025

Created by...
Medica

Access Analysis
Orthopedic Surgery
Enrollee / Provider Groups
National Proxy Census (Engage by Medica MNN014)
Engage by Medica MNN014
Orthopedic Surgery (Medica Regional Service Area)

¹ Access Standard Criteria Abbreviations:

- L: Large Metro
- M: Metro
- I: Micro
- R: Rural
- C: CEAC

All Enrollees										
State Name	County	Enrollee	Provider	Counts	With Access		Without Access		Average Distance	Average Time
		#	Standard ¹	#	#	%	#	%	1	1
Minnesota	Blue Earth	348	1 in 35 miles and 50 mins	41	348	100.0	0	0.0	7.2	7.8
	Brown	138	1 in 60 miles and 75 mins	0	138	100.0	0	0.0	25.9	28.2
	Dodge	108	1 in 60 miles and 75 mins	84	108	100.0	0	0.0	6.9	7.4
	Faribault	149	1 in 60 miles and 75 mins	3	149	100.0	0	0.0	12.2	13.2
	Fillmore	111	1 in 60 miles and 75 mins	0	111	100.0	0	0.0	24.3	26.4
	Freeborn	323	1 in 60 miles and 75 mins	14	323	100.0	0	0.0	7.1	7.7
	Goodhue	225	1 in 35 miles and 50 mins	24	225	100.0	0	0.0	4.7	5.1
	Houston	185	1 in 60 miles and 75 mins	0	185	100.0	0	0.0	16.6	18.0
	Le Sueur	138	1 in 35 miles and 50 mins	0	138	100.0	0	0.0	9.7	10.6
	Martin	195	1 in 60 miles and 75 mins	14	195	100.0	0	0.0	7.5	8.2
	Mower	455	1 in 35 miles and 50 mins	11	455	100.0	0	0.0	8.1	8.8
	Nicollet	162	1 in 35 miles and 50 mins	1	161	99.4	1	0.6	8.5	9.3
	Olmsted	716	1 in 20 miles and 30 mins	340	715	99.9	1	0.1	4.1	4.7
	Rice	319	1 in 20 miles and 30 mins	14	319	100.0	0	0.0	4.8	5.2
	Steele	194	1 in 35 miles and 50 mins	8	194	100.0	0	0.0	6.8	7.4
	Wabasha	105	1 in 60 miles and 75 mins	0	105	100.0	0	0.0	14.3	15.6
	Waseca	209	1 in 60 miles and 75 mins	5	209	100.0	0	0.0	7.2	7.8
	Watonwan	130	1 in 60 miles and 75 mins	1	130	100.0	0	0.0	8.3	9.0
	Winona	245	1 in 35 miles and 50 mins	3	245	100.0	0	0.0	9.0	9.8
Grand Totals		1,767	1 in 35 miles and 50 mins	88	1,766	99.9	1	0.1	7.7	8.3
		1,653	1 in 60 miles and 75 mins	121	1,653	100.0	0	0.0	11.9	13.0
		1,035	1 in 20 miles and 30 mins	354	1,034	99.9	1	0.1	4.3	4.9

Physical Medicine, Rehabilitation, and Occupational Medicine/Engage by Medica/MNN014

July 3, 2025

Created by...
Medica

Engage by Medica MNN014 Physical Medicine, Rehabilitation and Occupational Medicine

76 providers at 42 locations
■ All providers

Physical Medicine, Rehabilitation and Occupational Medicine

Employee Group
National Proxy Census (Engage by Medica MNN014)

Provider Group
Engage by Medica MNN014 Physical Medicine, Rehabilitation and Occupational Medicine (Medica Regional Service Area)

4,455 enrollee locations
◆ With access (4,455)
● Without access (0)

The Access Standard is defined as (National Proxy Census (Engage by Medica MNN014)) enrollees accessing in:

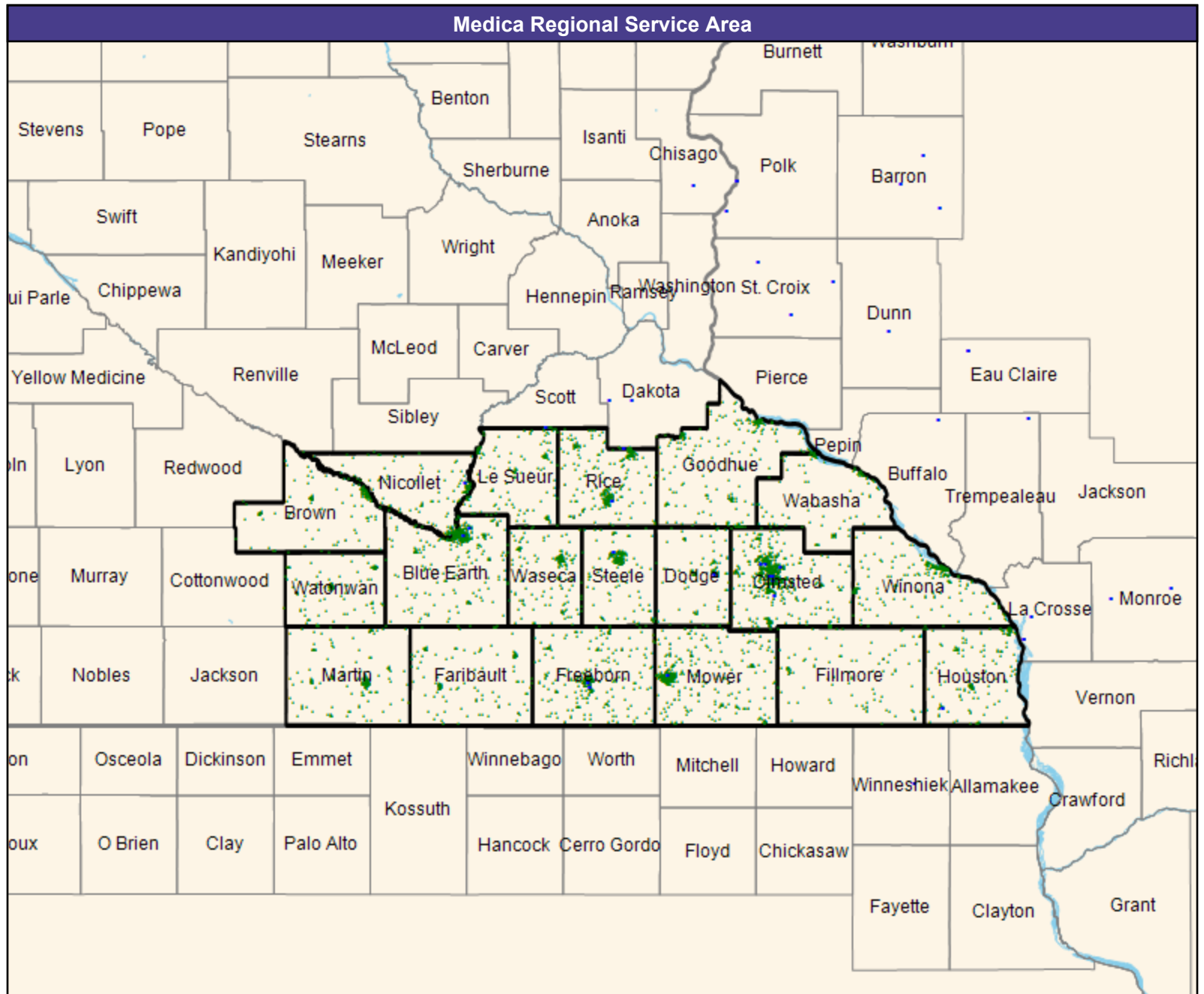
Large Metro areas...
1 (Engage by Medica MNN014 Physical Medicine, Rehabilitation and Occupational Medicine (Medica Regional Service Area)) provider in 15 miles and 30 minutes

Metro areas...
1 (Engage by Medica MNN014 Physical Medicine, Rehabilitation and Occupational Medicine (Medica Regional Service Area)) provider in 30 miles and 45 minutes

Micro areas...
1 (Engage by Medica MNN014 Physical Medicine, Rehabilitation and Occupational Medicine (Medica Regional Service Area)) provider in 60 miles and 80 minutes

Rural areas...
1 (Engage by Medica MNN014 Physical Medicine, Rehabilitation and Occupational Medicine (Medica Regional Service Area)) provider in 75 miles and 90 minutes

CEAC areas...



Access Detail By County

July 3, 2025

Created by...
Medica

Access Analysis
Physical Medicine, Rehabilitation and Occupational Medicine

Enrollee / Provider Groups
National Proxy Census (Engage by Medica MNN014)
Engage by Medica MNN014
Physical Medicine, Rehabilitation and Occupational Medicine (Medica Regional Service Area)

¹ Access Standard Criteria Abbreviations:
L: Large Metro
M: Metro
I: Micro
R: Rural
C: CEAC

All Enrollees										
State Name	County	Enrollee	Provider	Counts	With Access		Without Access		Average Distance	Average Time
		#	Standard ¹	#	#	%	#	%	1	1
Minnesota	Blue Earth	348	1 in 60 miles and 80 mins	15	348	100.0	0	0.0	7.7	8.3
	Brown	138	1 in 75 miles and 90 mins	0	138	100.0	0	0.0	34.4	37.4
	Dodge	108	1 in 75 miles and 90 mins	46	108	100.0	0	0.0	7.3	7.9
	Faribault	149	1 in 75 miles and 90 mins	0	149	100.0	0	0.0	30.3	33.1
	Fillmore	111	1 in 75 miles and 90 mins	0	111	100.0	0	0.0	21.4	23.3
	Freeborn	323	1 in 75 miles and 90 mins	2	323	100.0	0	0.0	7.1	7.7
	Goodhue	225	1 in 60 miles and 80 mins	0	225	100.0	0	0.0	22.6	24.9
	Houston	185	1 in 75 miles and 90 mins	1	185	100.0	0	0.0	9.6	10.5
	Le Sueur	138	1 in 60 miles and 80 mins	0	138	100.0	0	0.0	10.5	11.4
	Martin	195	1 in 75 miles and 90 mins	0	195	100.0	0	0.0	52.6	57.4
	Mower	455	1 in 60 miles and 80 mins	1	455	100.0	0	0.0	8.1	8.8
	Nicollet	162	1 in 60 miles and 80 mins	1	162	100.0	0	0.0	8.6	9.3
	Olmsted	716	1 in 30 miles and 45 mins	247	716	100.0	0	0.0	3.9	4.3
	Rice	319	1 in 30 miles and 45 mins	1	319	100.0	0	0.0	5.5	6.0
	Steele	194	1 in 60 miles and 80 mins	1	194	100.0	0	0.0	6.9	7.5
	Wabasha	105	1 in 75 miles and 90 mins	0	105	100.0	0	0.0	24.1	26.4
	Waseca	209	1 in 75 miles and 90 mins	0	209	100.0	0	0.0	17.1	18.6
Watonwan	130	1 in 75 miles and 90 mins	0	130	100.0	0	0.0	38.1	41.6	
Winona	245	1 in 60 miles and 80 mins	0	245	100.0	0	0.0	26.9	29.3	
Grand Totals		1,767	1 in 60 miles and 80 mins	18	1,767	100.0	0	0.0	12.6	13.7
		1,653	1 in 75 miles and 90 mins	49	1,653	100.0	0	0.0	22.9	24.9
		1,035	1 in 30 miles and 45 mins	248	1,035	100.0	0	0.0	4.4	4.8

Physical Therapy/Engage by Medica/MNN014

July 3, 2025

Created by...
Medica

Engage by Medica MNN014 Physical Therapy

482 providers at 59 locations

■ All providers

Physical Therapy

Employee Group

National Proxy Census (Engage by Medica MNN014)

Provider Group

Engage by Medica MNN014 Physical Therapy (Medica Regional Service Area)

4,455 enrollee locations

◆ With access (4,455)

● Without access (0)

The Access Standard is defined as (National Proxy Census (Engage by Medica MNN014)) enrollees accessing in:

Large Metro areas...

1 (Engage by Medica MNN014 Physical Therapy (Medica Regional Service Area)) provider in 10 miles and 20 minutes

Metro areas...

1 (Engage by Medica MNN014 Physical Therapy (Medica Regional Service Area)) provider in 30 miles and 45 minutes

Micro areas...

1 (Engage by Medica MNN014 Physical Therapy (Medica Regional Service Area)) provider in 60 miles and 80 minutes

Rural areas...

1 (Engage by Medica MNN014 Physical Therapy (Medica Regional Service Area)) provider in 75 miles and 90 minutes

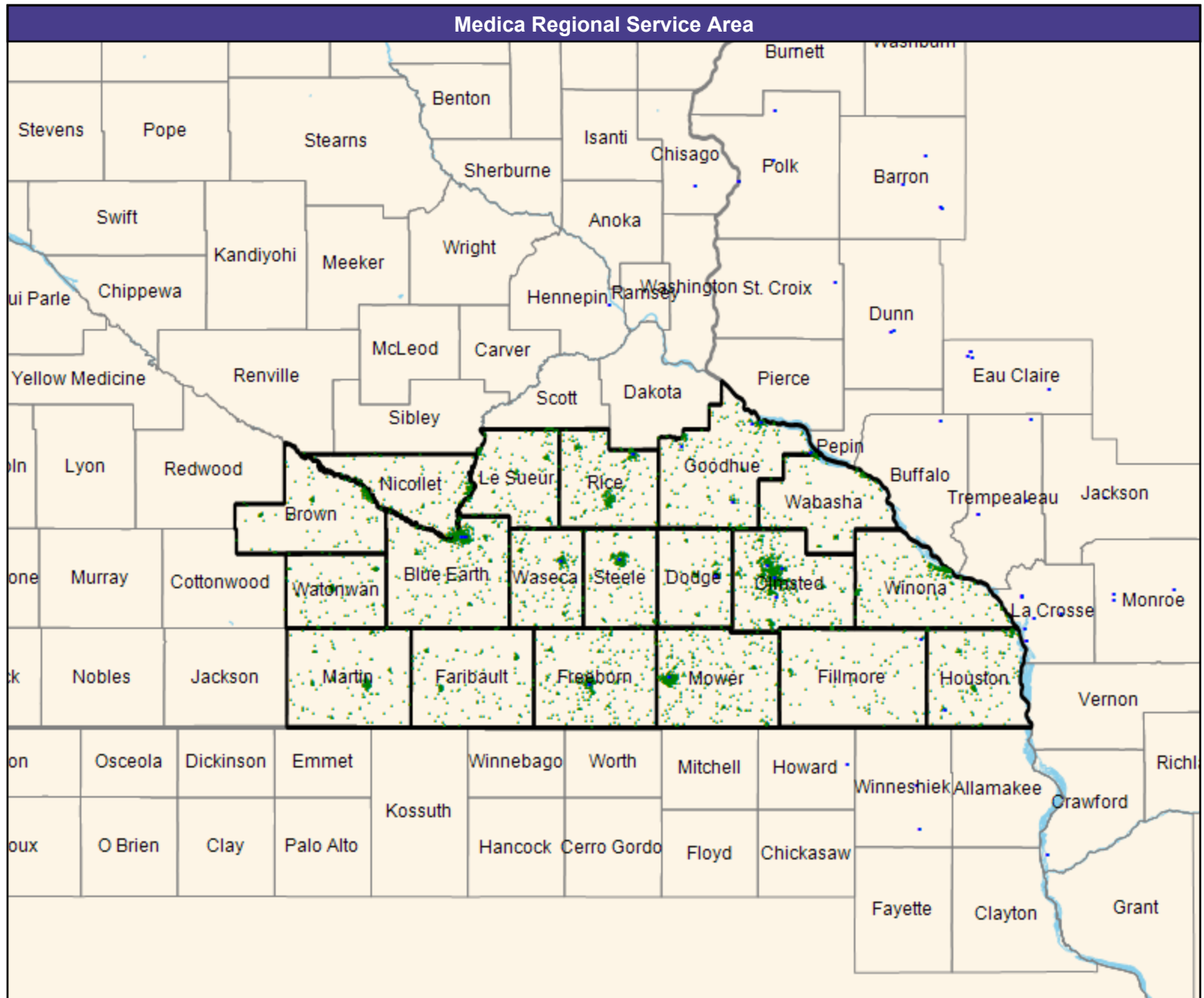
CEAC areas...

1 (Engage by Medica MNN014 Physical Therapy (Medica Regional Service Area)) provider in 110 miles and 125 minutes

Service Areas

□ Engage by Medica MNN014

35.05 miles



Access Detail By County

July 3, 2025

Created by...
Medica

Access Analysis
Physical Therapy
Enrollee / Provider Groups
National Proxy Census (Engage by Medica MNN014)
Engage by Medica MNN014
Physical Therapy (Medica Regional Service Area)

¹ Access Standard Criteria Abbreviations:

- L: Large Metro
- M: Metro
- I: Micro
- R: Rural
- C: CEAC

All Enrollees										
State Name	County	Enrollee	Provider	Counts	With Access		Without Access		Average Distance	Average Time
		#	Standard ¹	#	#	%	#	%	1	1
Minnesota	Blue Earth	348	1 in 60 miles and 80 mins	78	348	100.0	0	0.0	7.3	8.0
	Brown	138	1 in 75 miles and 90 mins	0	138	100.0	0	0.0	36.2	39.4
	Dodge	108	1 in 75 miles and 90 mins	287	108	100.0	0	0.0	7.2	7.8
	Faribault	149	1 in 75 miles and 90 mins	0	149	100.0	0	0.0	30.3	33.0
	Fillmore	111	1 in 75 miles and 90 mins	5	111	100.0	0	0.0	16.5	18.0
	Freeborn	323	1 in 75 miles and 90 mins	1	323	100.0	0	0.0	7.4	8.1
	Goodhue	225	1 in 60 miles and 80 mins	33	225	100.0	0	0.0	5.2	5.6
	Houston	185	1 in 75 miles and 90 mins	2	185	100.0	0	0.0	8.7	9.5
	Le Sueur	138	1 in 60 miles and 80 mins	0	138	100.0	0	0.0	20.0	21.8
	Martin	195	1 in 75 miles and 90 mins	0	195	100.0	0	0.0	51.9	56.6
	Mower	455	1 in 60 miles and 80 mins	1	455	100.0	0	0.0	8.0	8.7
	Nicollet	162	1 in 60 miles and 80 mins	0	162	100.0	0	0.0	13.7	14.9
	Olmsted	716	1 in 30 miles and 45 mins	1,145	716	100.0	0	0.0	4.1	4.7
	Rice	319	1 in 30 miles and 45 mins	7	319	100.0	0	0.0	11.1	12.1
	Steele	194	1 in 60 miles and 80 mins	5	194	100.0	0	0.0	5.8	6.2
	Wabasha	105	1 in 75 miles and 90 mins	0	105	100.0	0	0.0	14.2	15.5
	Waseca	209	1 in 75 miles and 90 mins	1	209	100.0	0	0.0	7.2	7.8
	Watonwan	130	1 in 75 miles and 90 mins	0	130	100.0	0	0.0	37.4	40.8
	Winona	245	1 in 60 miles and 80 mins	0	245	100.0	0	0.0	17.9	19.5
Grand Totals		1,767	1 in 60 miles and 80 mins	117	1,767	100.0	0	0.0	10.1	11.0
		1,653	1 in 75 miles and 90 mins	296	1,653	100.0	0	0.0	20.6	22.5
		1,035	1 in 30 miles and 45 mins	1,152	1,035	100.0	0	0.0	6.3	7.0

Plastic Surgery/Engage by Medica/MNN014

July 3, 2025

Created by...
Medica

Engage by Medica MNN014 Plastic Surgery

30 providers at 16 locations

■ All providers

Plastic Surgery

Employee Group

National Proxy Census (Engage by Medica MNN014)

Provider Group

Engage by Medica MNN014 Plastic Surgery (Medica Regional Service Area)

4,455 enrollee locations

◆ With access (4,455)

● Without access (0)

The Access Standard is defined as (National Proxy Census (Engage by Medica MNN014)) enrollees accessing in:

Large Metro areas...

1 (Engage by Medica MNN014 Plastic Surgery (Medica Regional Service Area)) provider in 15 miles and 30 minutes

Metro areas...

1 (Engage by Medica MNN014 Plastic Surgery (Medica Regional Service Area)) provider in 40 miles and 60 minutes

Micro areas...

1 (Engage by Medica MNN014 Plastic Surgery (Medica Regional Service Area)) provider in 75 miles and 100 minutes

Rural areas...

1 (Engage by Medica MNN014 Plastic Surgery (Medica Regional Service Area)) provider in 90 miles and 110 minutes

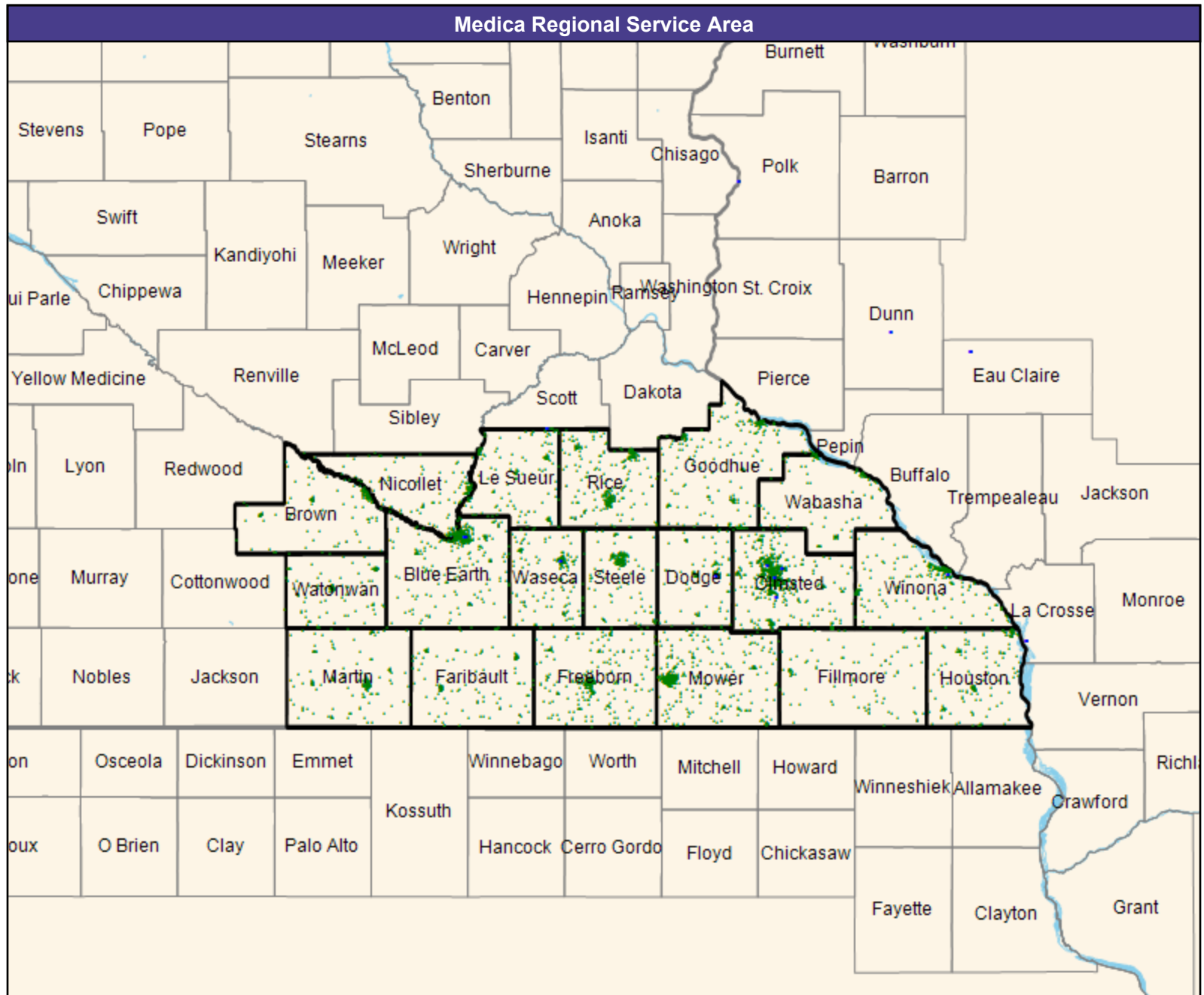
CEAC areas...

1 (Engage by Medica MNN014 Plastic Surgery (Medica Regional Service Area)) provider in 130 miles and 145 minutes

Service Areas

□ Engage by Medica MNN014

35.05 miles



Access Detail By County

July 3, 2025

Created by...
Medica

Access Analysis
Plastic Surgery
Enrollee / Provider Groups
National Proxy Census (Engage by Medica MNN014)
Engage by Medica MNN014 Plastic Surgery (Medica Regional Service Area)

¹ Access Standard Criteria Abbreviations:

L: Large Metro
M: Metro
I: Micro
R: Rural
C: CEAC

All Enrollees										
State Name	County	Enrollee	Provider	Counts	With Access		Without Access		Average Distance	Average Time
		#	Standard ¹	#	#	%	#	%	1	1
Minnesota	Blue Earth	348	1 in 75 miles and 100 mins	5	348	100.0	0	0.0	7.7	8.4
	Brown	138	1 in 90 miles and 110 mins	0	138	100.0	0	0.0	36.8	40.1
	Dodge	108	1 in 90 miles and 110 mins	19	108	100.0	0	0.0	7.6	8.2
	Faribault	149	1 in 90 miles and 110 mins	0	149	100.0	0	0.0	36.5	39.8
	Fillmore	111	1 in 90 miles and 110 mins	0	111	100.0	0	0.0	28.9	31.5
	Freeborn	323	1 in 90 miles and 110 mins	0	323	100.0	0	0.0	33.0	36.0
	Goodhue	225	1 in 75 miles and 100 mins	0	225	100.0	0	0.0	29.3	32.7
	Houston	185	1 in 90 miles and 110 mins	0	185	100.0	0	0.0	17.8	19.4
	Le Sueur	138	1 in 75 miles and 100 mins	0	138	100.0	0	0.0	12.7	13.8
	Martin	195	1 in 90 miles and 110 mins	0	195	100.0	0	0.0	52.6	57.4
	Mower	455	1 in 75 miles and 100 mins	0	455	100.0	0	0.0	29.4	32.0
	Nicollet	162	1 in 75 miles and 100 mins	0	162	100.0	0	0.0	14.1	15.3
	Olmsted	716	1 in 40 miles and 60 mins	76	716	100.0	0	0.0	4.2	4.8
	Rice	319	1 in 40 miles and 60 mins	0	319	100.0	0	0.0	22.0	23.9
	Steele	194	1 in 75 miles and 100 mins	0	194	100.0	0	0.0	16.6	18.1
	Wabasha	105	1 in 90 miles and 110 mins	0	105	100.0	0	0.0	25.8	28.2
	Waseca	209	1 in 90 miles and 110 mins	2	209	100.0	0	0.0	7.2	7.8
	Watonwan	130	1 in 90 miles and 110 mins	0	130	100.0	0	0.0	38.1	41.6
	Winona	245	1 in 75 miles and 100 mins	2	245	100.0	0	0.0	9.3	10.1
Grand Totals		1,767	1 in 75 miles and 100 mins	7	1,767	100.0	0	0.0	18.2	19.9
		1,653	1 in 90 miles and 110 mins	21	1,653	100.0	0	0.0	29.0	31.6
		1,035	1 in 40 miles and 60 mins	76	1,035	100.0	0	0.0	9.7	10.7

Podiatry/Engage by Medica/MNN014

July 3, 2025

Created by...
Medica

Engage by Medica MNN014 Podiatry

37 providers at 52 locations

■ All providers

Podiatry

Employee Group

National Proxy Census (Engage by Medica MNN014)

Provider Group

Engage by Medica MNN014 Podiatry (Medica Regional Service Area)

4,455 enrollee locations

◆ With access (4,455)

● Without access (0)

The Access Standard is defined as (National Proxy Census (Engage by Medica MNN014)) enrollees accessing in:

Large Metro areas...

1 (Engage by Medica MNN014 Podiatry (Medica Regional Service Area)) provider in 10 miles and 20 minutes

Metro areas...

1 (Engage by Medica MNN014 Podiatry (Medica Regional Service Area)) provider in 30 miles and 45 minutes

Micro areas...

1 (Engage by Medica MNN014 Podiatry (Medica Regional Service Area)) provider in 45 miles and 60 minutes

Rural areas...

1 (Engage by Medica MNN014 Podiatry (Medica Regional Service Area)) provider in 60 miles and 75 minutes

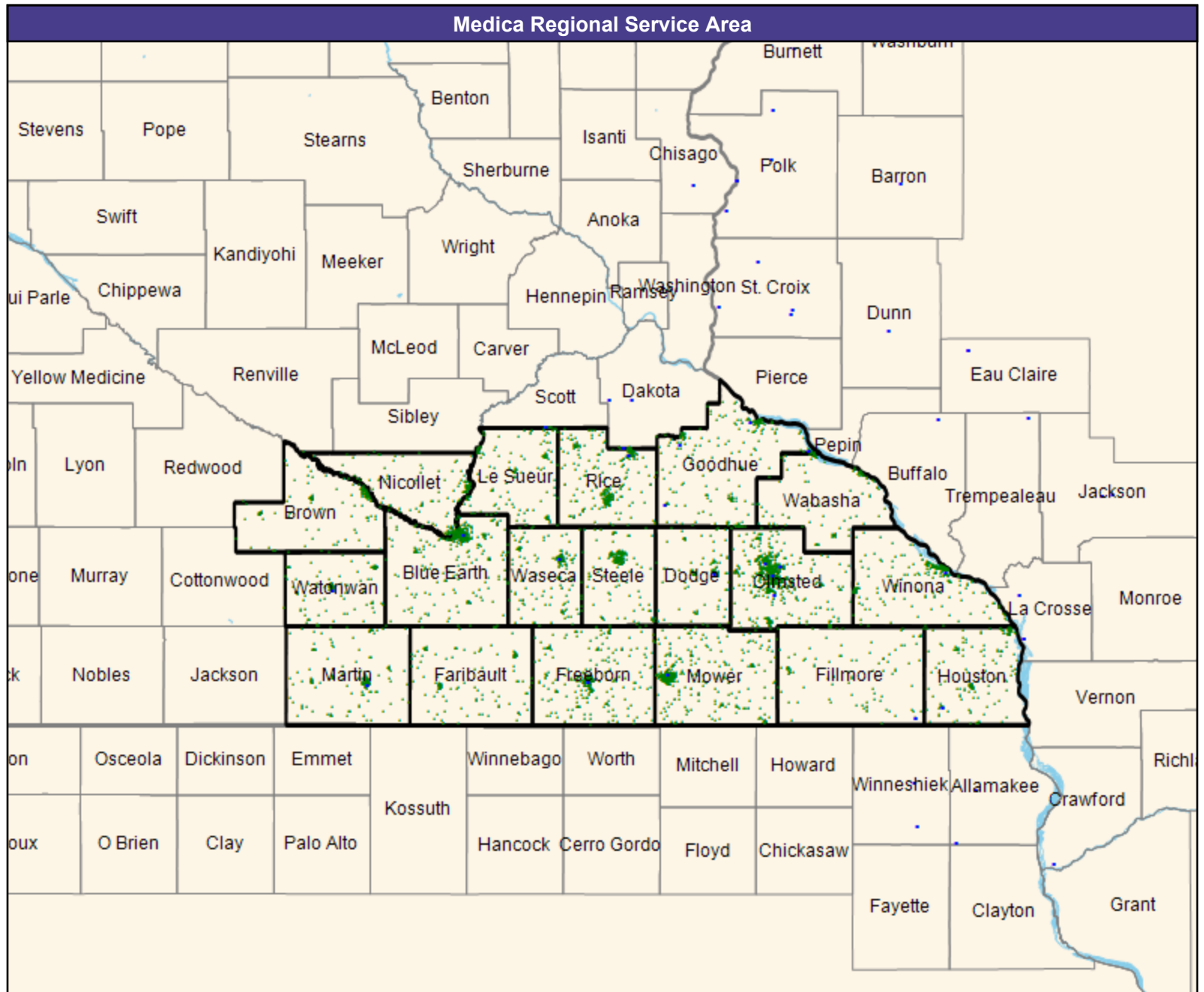
CEAC areas...

1 (Engage by Medica MNN014 Podiatry (Medica Regional Service Area)) provider in 100 miles and 110 minutes

Service Areas

□ Engage by Medica MNN014

35.05 miles



Access Detail By County

July 3, 2025

Created by...
Medica

Access Analysis
Podiatry
Enrollee / Provider Groups
National Proxy Census (Engage by Medica MNN014)
Engage by Medica MNN014
Podiatry (Medica Regional Service Area)

¹ Access Standard Criteria Abbreviations:

- L: Large Metro
- M: Metro
- I: Micro
- R: Rural
- C: CEAC

All Enrollees										
State Name	County	Enrollee	Provider	Counts	With Access		Without Access		Average Distance	Average Time
		#	Standard ¹	#	#	%	#	%	1	1
Minnesota	Blue Earth	348	1 in 45 miles and 60 mins	5	348	100.0	0	0.0	7.6	8.3
	Brown	138	1 in 60 miles and 75 mins	0	138	100.0	0	0.0	26.8	29.2
	Dodge	108	1 in 60 miles and 75 mins	2	108	100.0	0	0.0	6.9	7.5
	Faribault	149	1 in 60 miles and 75 mins	0	149	100.0	0	0.0	21.9	23.8
	Fillmore	111	1 in 60 miles and 75 mins	1	111	100.0	0	0.0	19.1	20.8
	Freeborn	323	1 in 60 miles and 75 mins	2	323	100.0	0	0.0	7.4	8.1
	Goodhue	225	1 in 45 miles and 60 mins	10	225	100.0	0	0.0	7.2	7.9
	Houston	185	1 in 60 miles and 75 mins	1	185	100.0	0	0.0	9.6	10.4
	Le Sueur	138	1 in 45 miles and 60 mins	0	138	100.0	0	0.0	12.8	14.0
	Martin	195	1 in 60 miles and 75 mins	2	195	100.0	0	0.0	8.1	8.8
	Mower	455	1 in 45 miles and 60 mins	3	455	100.0	0	0.0	8.1	8.8
	Nicollet	162	1 in 45 miles and 60 mins	0	162	100.0	0	0.0	13.7	14.9
	Olmsted	716	1 in 30 miles and 45 mins	8	716	100.0	0	0.0	4.2	4.8
	Rice	319	1 in 30 miles and 45 mins	2	319	100.0	0	0.0	9.9	10.8
	Steele	194	1 in 45 miles and 60 mins	0	194	100.0	0	0.0	15.4	16.8
	Wabasha	105	1 in 60 miles and 75 mins	0	105	100.0	0	0.0	14.5	15.9
	Waseca	209	1 in 60 miles and 75 mins	1	209	100.0	0	0.0	7.2	7.8
Watonwan	130	1 in 60 miles and 75 mins	1	130	100.0	0	0.0	8.3	9.0	
Winona	245	1 in 45 miles and 60 mins	3	245	100.0	0	0.0	9.0	9.8	
Grand Totals		1,767	1 in 45 miles and 60 mins	21	1,767	100.0	0	0.0	9.7	10.6
		1,653	1 in 60 miles and 75 mins	10	1,653	100.0	0	0.0	11.9	13.0
		1,035	1 in 30 miles and 45 mins	10	1,035	100.0	0	0.0	5.9	6.6

Primary Care - Adult/Engage by Medica/MNN014

July 3, 2025

Created by...
Medica

Engage by Medica MNN014 Primary Care - Adult

2,636 providers at 129 locations

■ All providers

Primary Care - Adult

Employee Group

National Proxy Census (Engage by Medica MNN014)

Provider Group

Engage by Medica MNN014 Primary Care - Adult (Medica Regional Service Area)

4,455 enrollee locations

◆ With access (4,303)

● Without access (152)

The Access Standard is defined as (National Proxy Census (Engage by Medica MNN014)) enrollees accessing in:

Large Metro areas...

1 (Engage by Medica MNN014 Primary Care - Adult (Medica Regional Service Area)) provider in 5 miles and 10 minutes

Metro areas...

1 (Engage by Medica MNN014 Primary Care - Adult (Medica Regional Service Area)) provider in 10 miles and 15 minutes

Micro areas...

1 (Engage by Medica MNN014 Primary Care - Adult (Medica Regional Service Area)) provider in 20 miles and 30 minutes

Rural areas...

1 (Engage by Medica MNN014 Primary Care - Adult (Medica Regional Service Area)) provider in 30 miles and 40 minutes

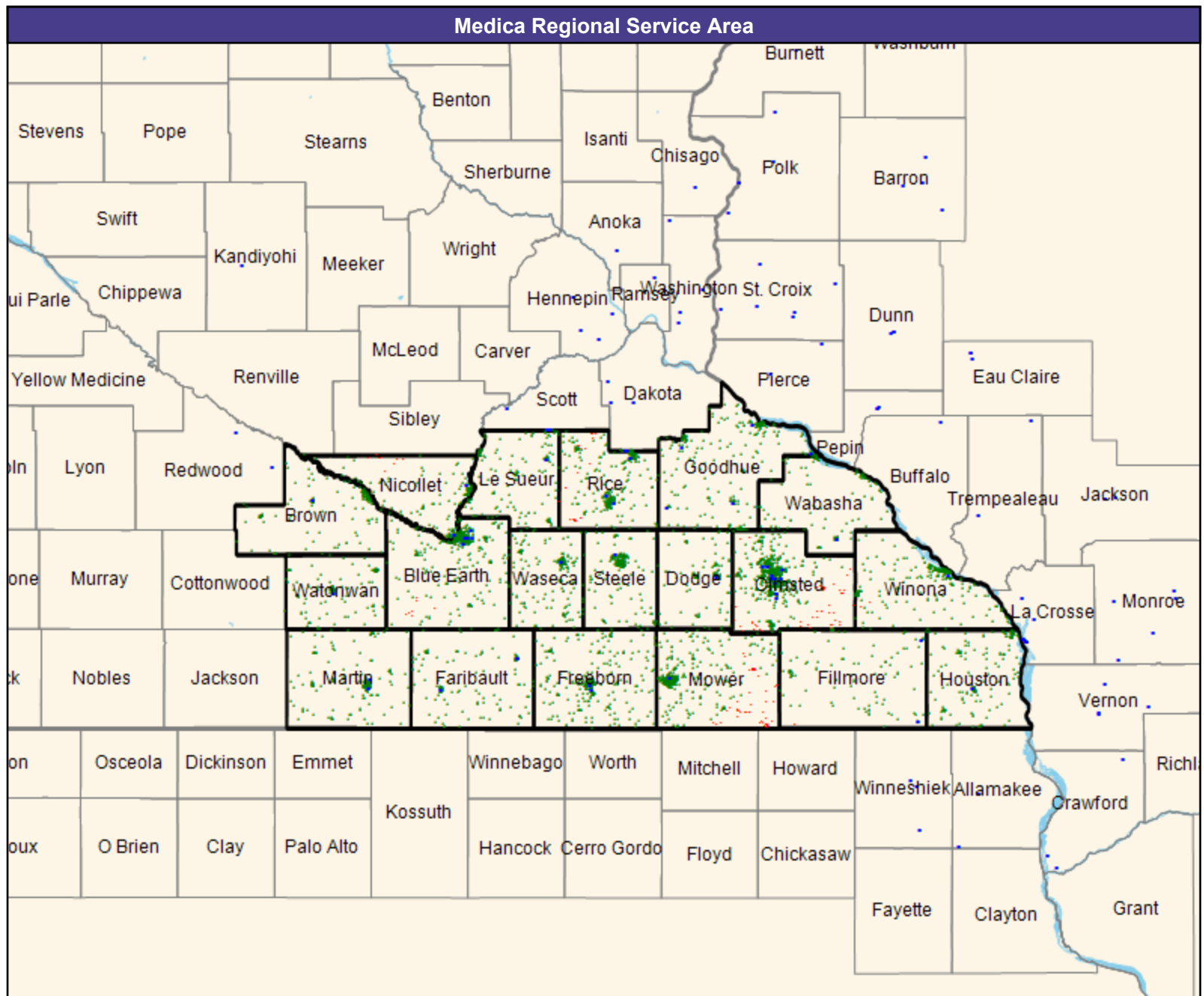
CEAC areas...

1 (Engage by Medica MNN014 Primary Care - Adult (Medica Regional Service Area)) provider in 60 miles and 70 minutes

Service Areas

□ Engage by Medica MNN014

35.05 miles



Access Detail By County

July 3, 2025

Created by...
Medica

Access Analysis
Primary Care - Adult
Enrollee / Provider Groups
National Proxy Census (Engage by Medica MNN014)
Engage by Medica MNN014 Primary Care - Adult (Medica Regional Service Area)

¹ Access Standard Criteria Abbreviations:

L: Large Metro
M: Metro
I: Micro
R: Rural
C: CEAC

All Enrollees										
State Name	County	Enrollee	Provider	Counts	With Access		Without Access		Average Distance	Average Time
		#	Standard ¹	#	#	%	#	%	1	1
Minnesota	Blue Earth	348	1 in 20 miles and 30 mins	300	341	98.0	7	2.0	6.3	6.8
	Brown	138	1 in 30 miles and 40 mins	7	138	100.0	0	0.0	11.7	12.8
	Dodge	108	1 in 30 miles and 40 mins	1,102	108	100.0	0	0.0	6.9	7.4
	Faribault	149	1 in 30 miles and 40 mins	42	149	100.0	0	0.0	7.3	7.9
	Fillmore	111	1 in 30 miles and 40 mins	33	110	99.1	1	0.9	16.2	17.6
	Freeborn	323	1 in 30 miles and 40 mins	339	323	100.0	0	0.0	6.6	7.1
	Goodhue	225	1 in 20 miles and 30 mins	434	225	100.0	0	0.0	4.7	5.1
	Houston	185	1 in 30 miles and 40 mins	14	185	100.0	0	0.0	6.2	6.7
	Le Sueur	138	1 in 20 miles and 30 mins	13	138	100.0	0	0.0	7.8	8.5
	Martin	195	1 in 30 miles and 40 mins	104	195	100.0	0	0.0	7.5	8.2
	Mower	455	1 in 20 miles and 30 mins	322	401	88.1	54	11.9	8.1	8.8
	Nicollet	162	1 in 20 miles and 30 mins	28	153	94.4	9	5.6	6.5	7.1
	Olmsted	716	1 in 10 miles and 15 mins	4,812	661	92.3	55	7.7	3.6	4.0
	Rice	319	1 in 10 miles and 15 mins	82	295	92.5	24	7.5	4.3	4.6
	Steele	194	1 in 20 miles and 30 mins	240	194	100.0	0	0.0	6.8	7.4
	Wabasha	105	1 in 30 miles and 40 mins	5	105	100.0	0	0.0	9.2	10.0
	Waseca	209	1 in 30 miles and 40 mins	78	209	100.0	0	0.0	6.6	7.2
	Watonwan	130	1 in 30 miles and 40 mins	53	130	100.0	0	0.0	8.3	9.0
	Winona	245	1 in 20 miles and 30 mins	64	243	99.2	2	0.8	7.8	8.5
	Grand Totals		1,767	1 in 20 miles and 30 mins	1,401	1,695	95.9	72	4.1	7.0
		1,653	1 in 30 miles and 40 mins	1,777	1,652	99.9	1	0.1	8.1	8.8
		1,035	1 in 10 miles and 15 mins	4,894	956	92.4	79	7.6	3.8	4.2

Primary Care - Pediatric/Engage by Medica/MNN014

July 3, 2025

Created by...
Medica

Engage by Medica MNN014 Primary Care - Pediatric

144 providers at 52 locations

■ All providers

Primary Care - Pediatric

Employee Group

National Proxy Census (Engage by Medica MNN014)

Provider Group

Engage by Medica MNN014 Primary Care - Pediatric (Medica Regional Service Area)

4,455 enrollee locations

◆ With access (4,133)

● Without access (322)

The Access Standard is defined as (National Proxy Census (Engage by Medica MNN014)) enrollees accessing in:

Large Metro areas...

1 (Engage by Medica MNN014 Primary Care - Pediatric (Medica Regional Service Area)) provider in 5 miles and 10 minutes

Metro areas...

1 (Engage by Medica MNN014 Primary Care - Pediatric (Medica Regional Service Area)) provider in 10 miles and 15 minutes

Micro areas...

1 (Engage by Medica MNN014 Primary Care - Pediatric (Medica Regional Service Area)) provider in 20 miles and 30 minutes

Rural areas...

1 (Engage by Medica MNN014 Primary Care - Pediatric (Medica Regional Service Area)) provider in 30 miles and 40 minutes

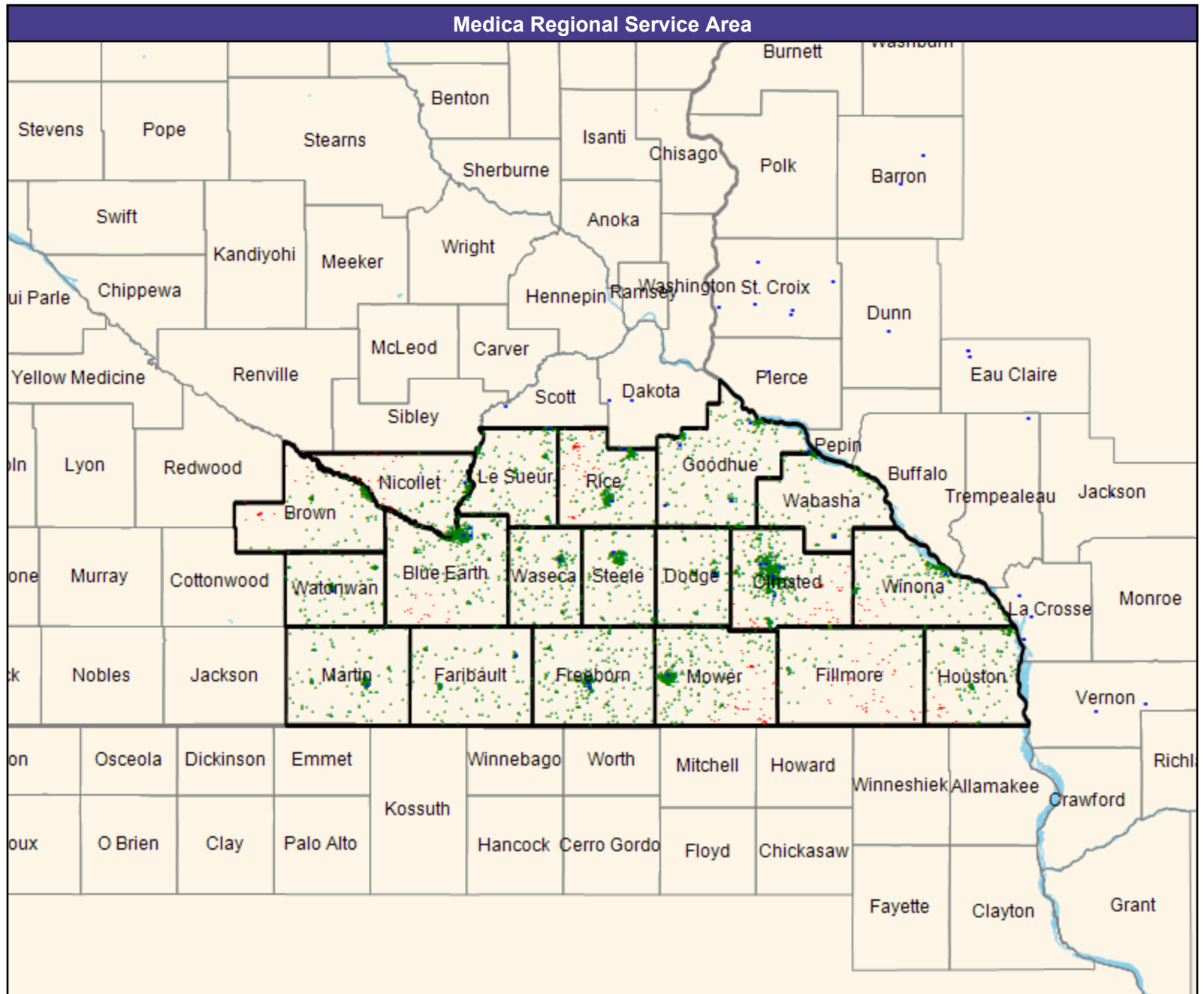
CEAC areas...

1 (Engage by Medica MNN014 Primary Care - Pediatric (Medica Regional Service Area)) provider in 60 miles and 70 minutes

Service Areas

□ Engage by Medica MNN014

35.05 miles



Access Detail By County

July 3, 2025

Created by...
Medica

Access Analysis
Primary Care - Pediatric

Enrollee / Provider Groups
National Proxy Census (Engage by Medica MNN014)
Engage by Medica MNN014 Primary Care - Pediatric (Medica Regional Service Area)

¹ Access Standard Criteria Abbreviations:
L: Large Metro
M: Metro
I: Micro
R: Rural
C: CEAC

All Enrollees										
State Name	County	Enrollee	Provider	Counts	With Access		Without Access		Average Distance	Average Time
		#	Standard ¹	#	#	%	#	%	1	1
Minnesota	Blue Earth	348	1 in 20 miles and 30 mins	36	329	94.5	19	5.5	7.0	7.6
	Brown	138	1 in 30 miles and 40 mins	0	112	81.2	26	18.8	25.9	28.2
	Dodge	108	1 in 30 miles and 40 mins	90	108	100.0	0	0.0	6.9	7.4
	Faribault	149	1 in 30 miles and 40 mins	1	149	100.0	0	0.0	14.7	16.0
	Fillmore	111	1 in 30 miles and 40 mins	0	60	54.1	51	45.9	28.9	31.4
	Freeborn	323	1 in 30 miles and 40 mins	14	323	100.0	0	0.0	6.6	7.2
	Goodhue	225	1 in 20 miles and 30 mins	21	225	100.0	0	0.0	4.7	5.1
	Houston	185	1 in 30 miles and 40 mins	0	166	89.7	19	10.3	17.8	19.4
	Le Sueur	138	1 in 20 miles and 30 mins	0	138	100.0	0	0.0	9.7	10.6
	Martin	195	1 in 30 miles and 40 mins	1	195	100.0	0	0.0	8.1	8.8
	Mower	455	1 in 20 miles and 30 mins	17	401	88.1	54	11.9	8.1	8.8
	Nicollet	162	1 in 20 miles and 30 mins	3	135	83.3	27	16.7	8.5	9.3
	Olmsted	716	1 in 10 miles and 15 mins	360	661	92.3	55	7.7	3.9	4.5
	Rice	319	1 in 10 miles and 15 mins	5	261	81.8	58	18.2	5.3	5.7
	Steele	194	1 in 20 miles and 30 mins	5	194	100.0	0	0.0	6.8	7.4
	Wabasha	105	1 in 30 miles and 40 mins	1	105	100.0	0	0.0	9.3	10.1
	Waseca	209	1 in 30 miles and 40 mins	1	209	100.0	0	0.0	6.7	7.2
	Watonwan	130	1 in 30 miles and 40 mins	3	130	100.0	0	0.0	8.3	9.0
	Winona	245	1 in 20 miles and 30 mins	2	232	94.7	13	5.3	8.3	9.0
Grand Totals		1,767	1 in 20 miles and 30 mins	84	1,654	93.6	113	6.4	7.5	8.2
		1,653	1 in 30 miles and 40 mins	111	1,557	94.2	96	5.8	12.2	13.3
		1,035	1 in 10 miles and 15 mins	365	922	89.1	113	10.9	4.4	4.9

Pediatric Specialty Care/Engage by Medica/MNN014

July 3, 2025

Created by...
Medica

Engage by Medica MNN014 Pediatric Specialty Care

100 providers at 57 locations

- All providers

Pediatric Specialty Care

Employee Group

National Proxy Census (Engage by Medica MNN014)

Provider Group

Engage by Medica MNN014 Pediatric Specialty Care (Medica Regional Service Area)

4,455 enrollee locations

- ◆ With access (4,132)
- Without access (323)

The Access Standard is defined as (National Proxy Census (Engage by Medica MNN014)) enrollees accessing in:

Large Metro areas...

1 (Engage by Medica MNN014 Pediatric Specialty Care (Medica Regional Service Area)) provider in 5 miles and 10 minutes

Metro areas...

1 (Engage by Medica MNN014 Pediatric Specialty Care (Medica Regional Service Area)) provider in 10 miles and 15 minutes

Micro areas...

1 (Engage by Medica MNN014 Pediatric Specialty Care (Medica Regional Service Area)) provider in 20 miles and 30 minutes

Rural areas...

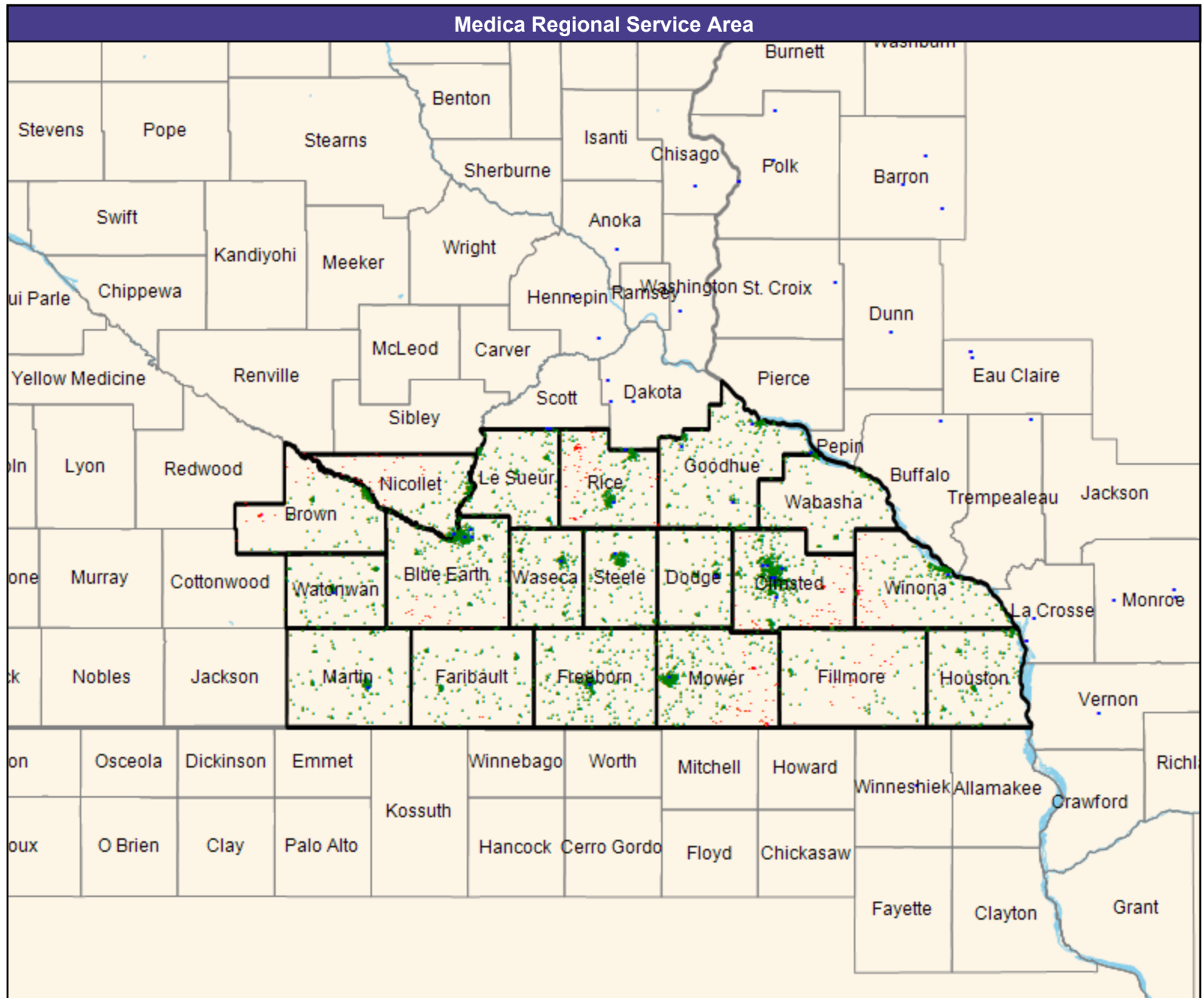

1 (Engage by Medica MNN014 Pediatric Specialty Care (Medica Regional Service Area)) provider in 30 miles and 40 minutes

CEAC areas...

1 (Engage by Medica MNN014 Pediatric Specialty Care (Medica Regional Service Area)) provider in 60 miles and 70 minutes

Service Areas

- Engage by Medica MNN014



Access Detail By County

July 3, 2025

Created by...
Medica

Access Analysis
Pediatric Specialty Care
Enrollee / Provider Groups
National Proxy Census (Engage by Medica MNN014)
Engage by Medica MNN014
Pediatric Specialty Care (Medica Regional Service Area)

¹ Access Standard Criteria Abbreviations:

L: Large Metro
M: Metro
I: Micro
R: Rural
C: CEAC

All Enrollees										
State Name	County	Enrollee	Provider	Counts	With Access		Without Access		Average Distance	Average Time
		#	Standard ¹	#	#	%	#	%	1	1
Minnesota	Blue Earth	348	1 in 20 miles and 30 mins	63	331	95.1	17	4.9	6.7	7.3
	Brown	138	1 in 30 miles and 40 mins	0	112	81.2	26	18.8	26.4	28.8
	Dodge	108	1 in 30 miles and 40 mins	102	108	100.0	0	0.0	7.2	7.8
	Faribault	149	1 in 30 miles and 40 mins	0	147	98.7	2	1.3	21.8	23.7
	Fillmore	111	1 in 30 miles and 40 mins	0	86	77.5	25	22.5	25.0	27.2
	Freeborn	323	1 in 30 miles and 40 mins	24	323	100.0	0	0.0	7.4	8.1
	Goodhue	225	1 in 20 miles and 30 mins	71	225	100.0	0	0.0	5.4	5.8
	Houston	185	1 in 30 miles and 40 mins	0	185	100.0	0	0.0	16.6	18.0
	Le Sueur	138	1 in 20 miles and 30 mins	0	138	100.0	0	0.0	11.9	12.9
	Martin	195	1 in 30 miles and 40 mins	22	195	100.0	0	0.0	8.1	8.8
	Mower	455	1 in 20 miles and 30 mins	24	401	88.1	54	11.9	8.1	8.8
	Nicollet	162	1 in 20 miles and 30 mins	2	129	79.6	33	20.4	11.6	12.6
	Olmsted	716	1 in 10 miles and 15 mins	453	657	91.8	59	8.2	3.8	4.3
	Rice	319	1 in 10 miles and 15 mins	24	253	79.3	66	20.7	5.4	5.9
	Steele	194	1 in 20 miles and 30 mins	25	194	100.0	0	0.0	6.8	7.4
	Wabasha	105	1 in 30 miles and 40 mins	0	105	100.0	0	0.0	14.3	15.6
	Waseca	209	1 in 30 miles and 40 mins	24	209	100.0	0	0.0	7.2	7.8
	Watonwan	130	1 in 30 miles and 40 mins	24	130	100.0	0	0.0	8.3	9.0
	Winona	245	1 in 20 miles and 30 mins	6	204	83.3	41	16.7	9.1	9.9
Grand Totals		1,767	1 in 20 miles and 30 mins	191	1,622	91.8	145	8.2	8.1	8.8
		1,653	1 in 30 miles and 40 mins	196	1,600	96.8	53	3.2	13.0	14.2
		1,035	1 in 10 miles and 15 mins	477	910	87.9	125	12.1	4.3	4.8

Pulmonology/Engage by Medica/MNN014

July 3, 2025

Created by...
Medica

Engage by Medica MNN014 Pulmonology

121 providers at 44 locations

■ All providers

Pulmonology

Employee Group

National Proxy Census (Engage by Medica MNN014)

Provider Group

Engage by Medica MNN014 Pulmonology (Medica Regional Service Area)

4,455 enrollee locations

◆ With access (4,455)

● Without access (0)

The Access Standard is defined as (National Proxy Census (Engage by Medica MNN014)) enrollees accessing in:

Large Metro areas...

1 (Engage by Medica MNN014 Pulmonology (Medica Regional Service Area)) provider in 10 miles and 20 minutes

Metro areas...

1 (Engage by Medica MNN014 Pulmonology (Medica Regional Service Area)) provider in 30 miles and 45 minutes

Micro areas...

1 (Engage by Medica MNN014 Pulmonology (Medica Regional Service Area)) provider in 45 miles and 60 minutes

Rural areas...

1 (Engage by Medica MNN014 Pulmonology (Medica Regional Service Area)) provider in 60 miles and 75 minutes

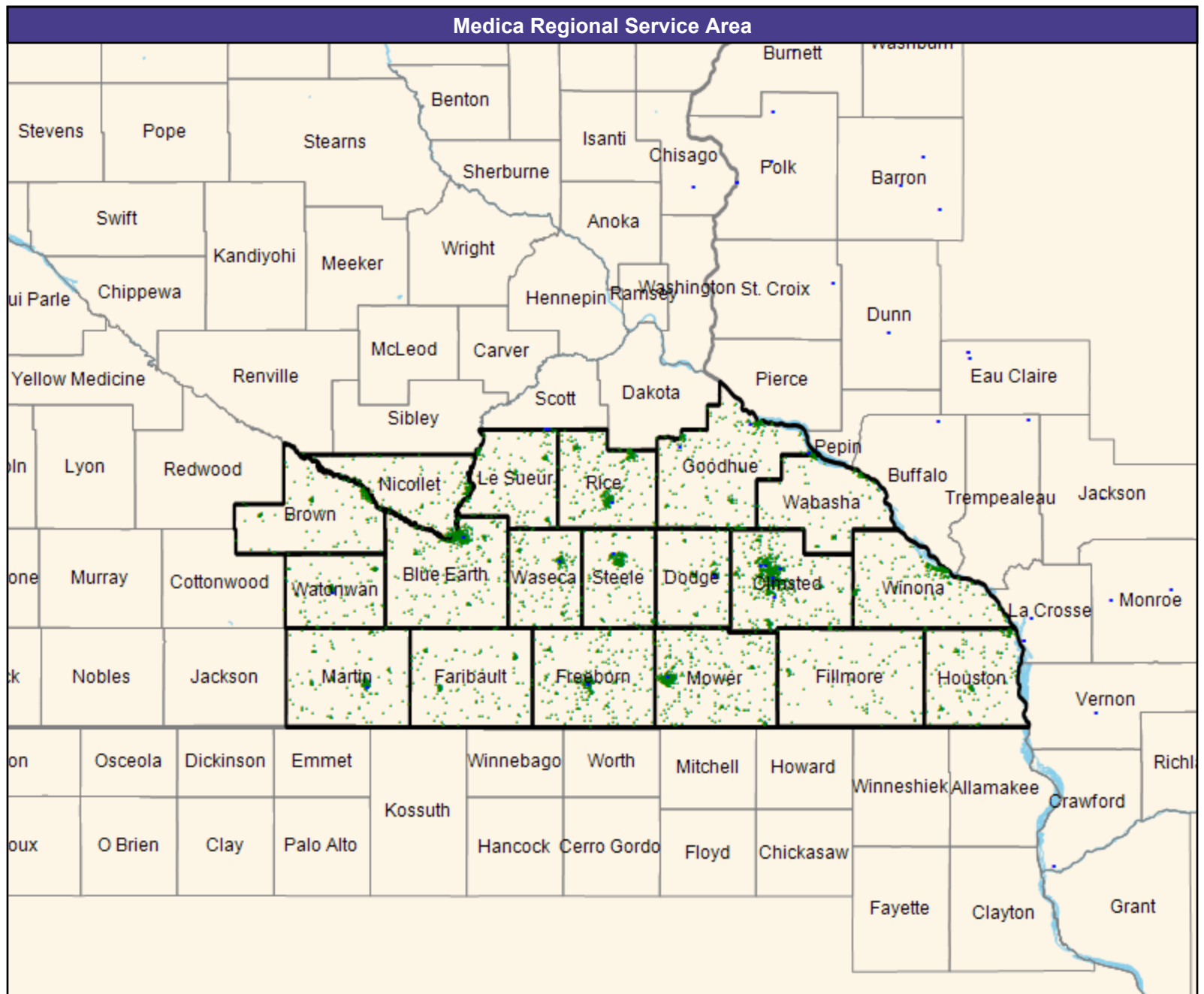
CEAC areas...

1 (Engage by Medica MNN014 Pulmonology (Medica Regional Service Area)) provider in 100 miles and 110 minutes

Service Areas

☐ Engage by Medica MNN014

35.05 miles



Access Detail By County

July 3, 2025

Created by...
Medica

Access Analysis
Pulmonology
Enrollee / Provider Groups
National Proxy Census (Engage by Medica MNN014)
Engage by Medica MNN014
Pulmonology (Medica Regional Service Area)

¹ Access Standard Criteria Abbreviations:

L: Large Metro
M: Metro
I: Micro
R: Rural
C: CEAC

All Enrollees										
State Name	County	Enrollee	Provider	Counts	With Access		Without Access		Average Distance	Average Time
		#	Standard ¹	#	#	%	#	%	1	1
Minnesota	Blue Earth	348	1 in 45 miles and 60 mins	18	348	100.0	0	0.0	7.6	8.3
	Brown	138	1 in 60 miles and 75 mins	0	138	100.0	0	0.0	26.8	29.2
	Dodge	108	1 in 60 miles and 75 mins	78	108	100.0	0	0.0	7.3	7.9
	Faribault	149	1 in 60 miles and 75 mins	0	149	100.0	0	0.0	21.9	23.8
	Fillmore	111	1 in 60 miles and 75 mins	0	111	100.0	0	0.0	30.2	32.9
	Freeborn	323	1 in 60 miles and 75 mins	5	323	100.0	0	0.0	7.4	8.1
	Goodhue	225	1 in 45 miles and 60 mins	35	225	100.0	0	0.0	8.5	9.3
	Houston	185	1 in 60 miles and 75 mins	0	185	100.0	0	0.0	18.1	19.7
	Le Sueur	138	1 in 45 miles and 60 mins	0	138	100.0	0	0.0	12.8	13.9
	Martin	195	1 in 60 miles and 75 mins	6	195	100.0	0	0.0	8.1	8.8
	Mower	455	1 in 45 miles and 60 mins	5	455	100.0	0	0.0	8.1	8.8
	Nicollet	162	1 in 45 miles and 60 mins	0	162	100.0	0	0.0	13.7	14.9
	Olmsted	716	1 in 30 miles and 45 mins	320	716	100.0	0	0.0	3.9	4.4
	Rice	319	1 in 30 miles and 45 mins	12	319	100.0	0	0.0	8.2	8.9
	Steele	194	1 in 45 miles and 60 mins	13	194	100.0	0	0.0	6.8	7.4
	Wabasha	105	1 in 60 miles and 75 mins	0	105	100.0	0	0.0	14.5	15.9
	Waseca	209	1 in 60 miles and 75 mins	2	209	100.0	0	0.0	7.2	7.8
	Watonwan	130	1 in 60 miles and 75 mins	2	130	100.0	0	0.0	8.3	9.0
	Winona	245	1 in 45 miles and 60 mins	0	245	100.0	0	0.0	26.9	29.3
Grand Totals		1,767	1 in 45 miles and 60 mins	71	1,767	100.0	0	0.0	11.4	12.4
		1,653	1 in 60 miles and 75 mins	93	1,653	100.0	0	0.0	13.6	14.8
		1,035	1 in 30 miles and 45 mins	332	1,035	100.0	0	0.0	5.2	5.8

Rheumatology/Engage by Medica/MNN014

July 3, 2025

Created by...
Medica

Engage by Medica MNN014
Rheumatology

34 providers at 18 locations

- All providers

Rheumatology

Employee Group

National Proxy Census (Engage by Medica MNN014)

Provider Group

Engage by Medica MNN014
Rheumatology (Medica Regional Service Area)

4,455 enrollee locations

- ◆ With access (4,446)
- Without access (9)

The Access Standard is defined as (National Proxy Census (Engage by Medica MNN014)) enrollees accessing in:

Large Metro areas...

- 1 (Engage by Medica MNN014 Rheumatology (Medica Regional Service Area)) provider in 15 miles and 30 minutes

Metro areas...

- 1 (Engage by Medica MNN014 Rheumatology (Medica Regional Service Area)) provider in 40 miles and 60 minutes

Micro areas...

- 1 (Engage by Medica MNN014 Rheumatology (Medica Regional Service Area)) provider in 75 miles and 100 minutes

Rural areas...

- 1 (Engage by Medica MNN014 Rheumatology (Medica Regional Service Area)) provider in 90 miles and 110 minutes

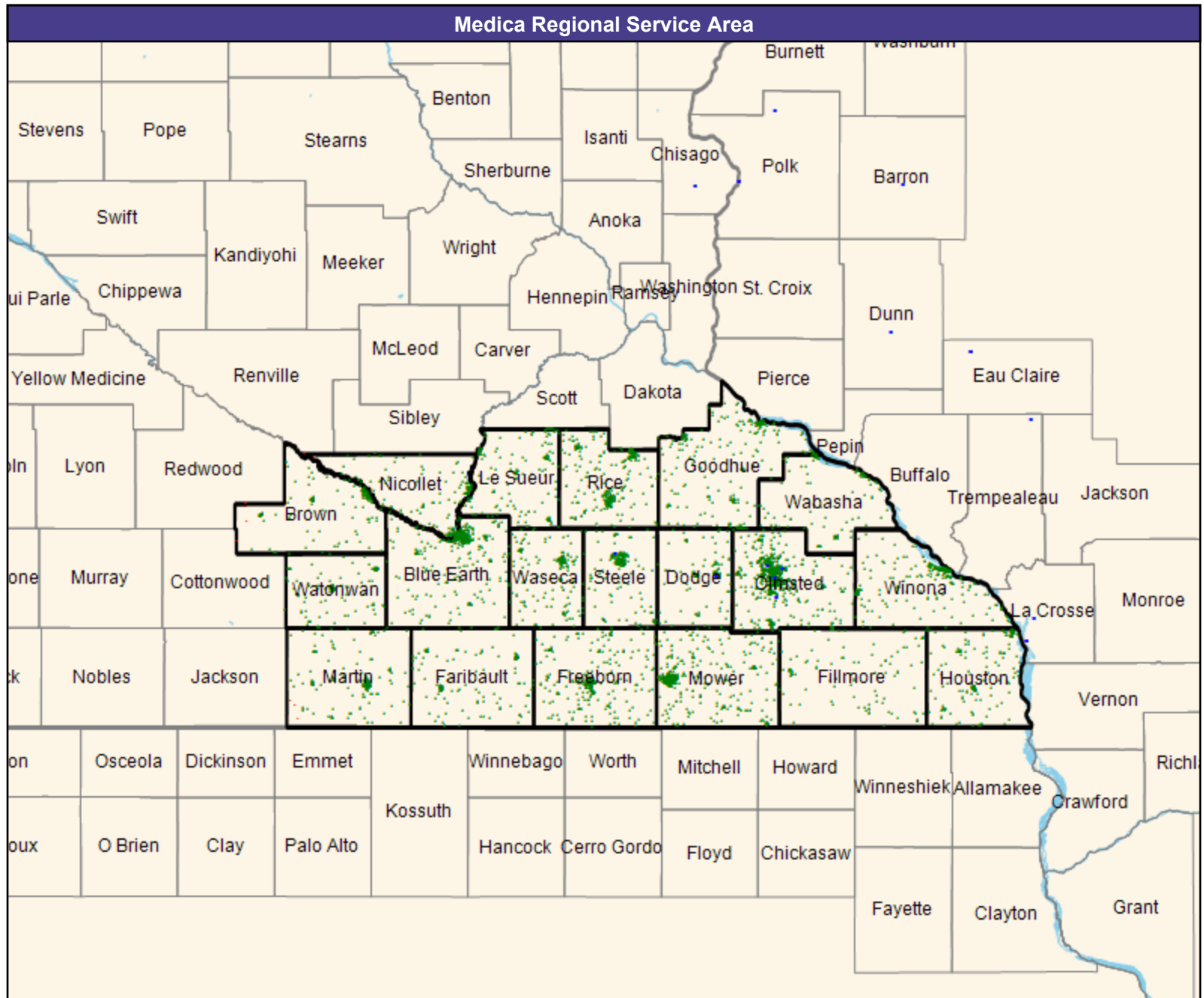
CEAC areas...

- 1 (Engage by Medica MNN014 Rheumatology (Medica Regional Service Area)) provider in 130 miles and 145 minutes

Service Areas

- Engage by Medica MNN014

35.05 miles



Access Detail By County

July 3, 2025

Created by...
Medica

Access Analysis
Rheumatology
Enrollee / Provider Groups
National Proxy Census (Engage by Medica MNN014)
Engage by Medica MNN014
Rheumatology (Medica Regional Service Area)

¹ Access Standard Criteria Abbreviations:

L: Large Metro
M: Metro
I: Micro
R: Rural
C: CEAC

All Enrollees										
State Name	County	Enrollee	Provider	Counts	With Access		Without Access		Average Distance	Average Time
		#	Standard ¹	#	#	%	#	%	1	1
Minnesota	Blue Earth	348	1 in 75 miles and 100 mins	0	348	100.0	0	0.0	39.8	43.4
	Brown	138	1 in 90 miles and 110 mins	0	134	97.1	4	2.9	72.2	78.7
	Dodge	108	1 in 90 miles and 110 mins	21	108	100.0	0	0.0	7.5	8.1
	Faribault	149	1 in 90 miles and 110 mins	0	149	100.0	0	0.0	56.4	61.5
	Fillmore	111	1 in 90 miles and 110 mins	0	111	100.0	0	0.0	30.2	32.9
	Freeborn	323	1 in 90 miles and 110 mins	0	323	100.0	0	0.0	34.4	37.6
	Goodhue	225	1 in 75 miles and 100 mins	0	225	100.0	0	0.0	29.5	33.0
	Houston	185	1 in 90 miles and 110 mins	0	185	100.0	0	0.0	18.1	19.7
	Le Sueur	138	1 in 75 miles and 100 mins	0	138	100.0	0	0.0	37.0	40.3
	Martin	195	1 in 90 miles and 110 mins	0	192	98.5	3	1.5	75.9	82.8
	Mower	455	1 in 75 miles and 100 mins	0	455	100.0	0	0.0	29.4	32.0
	Nicollet	162	1 in 75 miles and 100 mins	0	160	98.8	2	1.2	47.8	52.1
	Olmsted	716	1 in 40 miles and 60 mins	86	716	100.0	0	0.0	4.2	4.8
	Rice	319	1 in 40 miles and 60 mins	0	319	100.0	0	0.0	20.5	22.3
	Steele	194	1 in 75 miles and 100 mins	1	194	100.0	0	0.0	7.5	8.1
	Wabasha	105	1 in 90 miles and 110 mins	0	105	100.0	0	0.0	26.1	28.6
	Waseca	209	1 in 90 miles and 110 mins	0	209	100.0	0	0.0	19.3	21.0
	Watonwan	130	1 in 90 miles and 110 mins	0	130	100.0	0	0.0	70.2	76.5
	Winona	245	1 in 75 miles and 100 mins	0	245	100.0	0	0.0	26.9	29.3
	Grand Totals		1,767	1 in 75 miles and 100 mins	1	1,765	99.9	2	0.1	31.0
		1,653	1 in 90 miles and 110 mins	21	1,646	99.6	7	0.4	40.9	44.6
		1,035	1 in 40 miles and 60 mins	86	1,035	100.0	0	0.0	9.2	10.2

Speech Therapy/Engage by Medica/MNN014

July 3, 2025

Created by...
Medica

Engage by Medica MNN014 Speech Therapy

85 providers at 39 locations

- All providers

Speech Therapy

Employee Group

National Proxy Census (Engage by Medica MNN014)

Provider Group

Engage by Medica MNN014 Speech Therapy (Medica Regional Service Area)

4,455 enrollee locations

- ◆ With access (4,370)
- Without access (85)

The Access Standard is defined as (National Proxy Census (Engage by Medica MNN014)) enrollees accessing in:

Large Metro areas...

1 (Engage by Medica MNN014 Speech Therapy (Medica Regional Service Area)) provider in 10 miles and 20 minutes

Metro areas...

1 (Engage by Medica MNN014 Speech Therapy (Medica Regional Service Area)) provider in 30 miles and 45 minutes

Micro areas...

1 (Engage by Medica MNN014 Speech Therapy (Medica Regional Service Area)) provider in 60 miles and 80 minutes

Rural areas...

1 (Engage by Medica MNN014 Speech Therapy (Medica Regional Service Area)) provider in 60 miles and 75 minutes

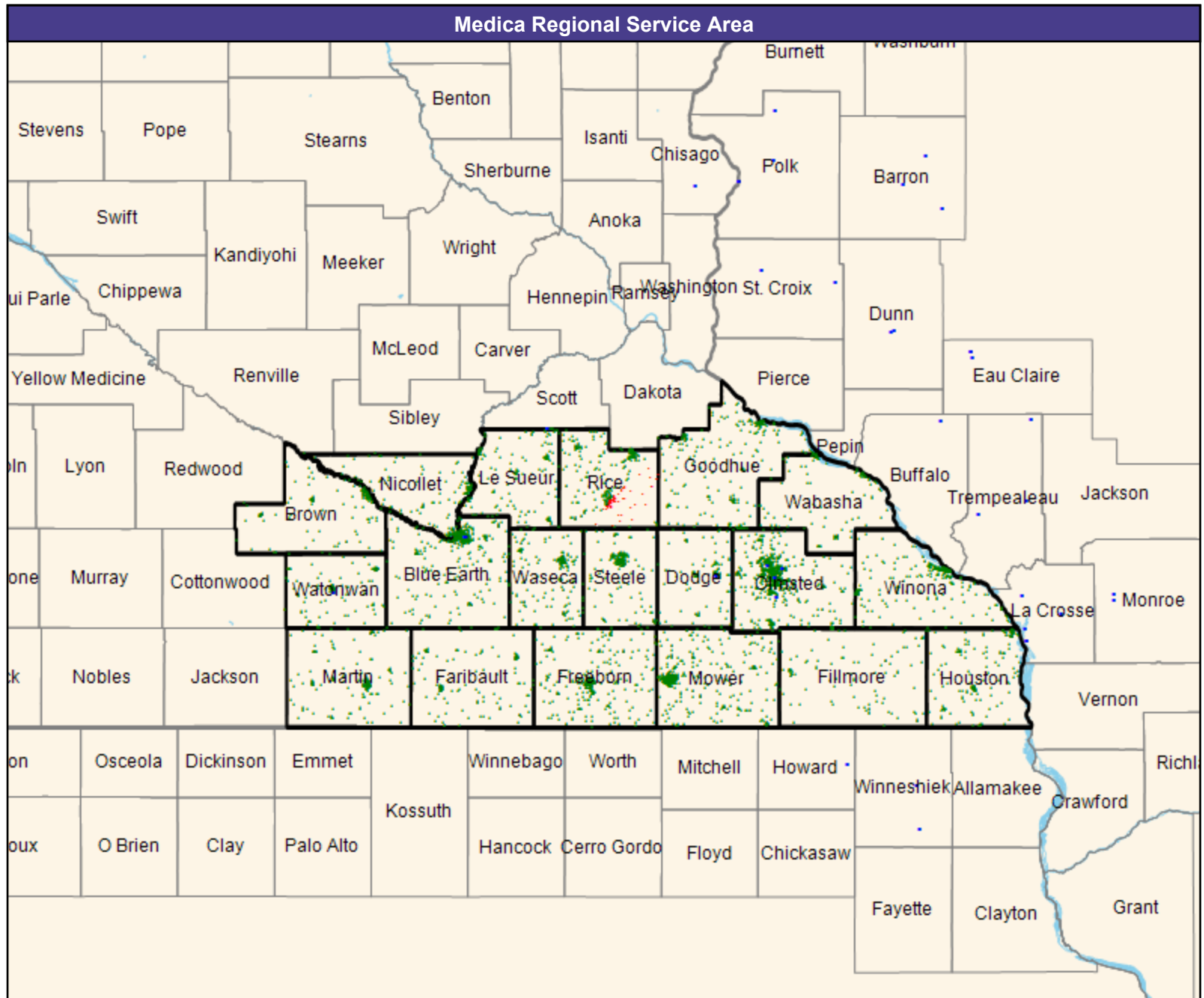
CEAC areas...

1 (Engage by Medica MNN014 Speech Therapy (Medica Regional Service Area)) provider in 100 miles and 110 minutes

Service Areas

- Engage by Medica MNN014

35.05 miles



Access Detail By County

July 3, 2025

Created by...
Medica

Access Analysis
Speech Therapy
Enrollee / Provider Groups
National Proxy Census (Engage by Medica MNN014)
Engage by Medica MNN014 Speech Therapy (Medica Regional Service Area)

¹ Access Standard Criteria Abbreviations:

L: Large Metro
M: Metro
I: Micro
R: Rural
C: CEAC

All Enrollees										
State Name	County	Enrollee	Provider	Counts	With Access		Without Access		Average Distance	Average Time
		#	Standard ¹	#	#	%	#	%	1	1
Minnesota	Blue Earth	348	1 in 60 miles and 80 mins	22	348	100.0	0	0.0	7.5	8.1
	Brown	138	1 in 60 miles and 75 mins	0	138	100.0	0	0.0	26.8	29.2
	Dodge	108	1 in 60 miles and 75 mins	39	108	100.0	0	0.0	7.6	8.2
	Faribault	149	1 in 60 miles and 75 mins	0	149	100.0	0	0.0	37.9	41.3
	Fillmore	111	1 in 60 miles and 75 mins	0	111	100.0	0	0.0	22.5	24.5
	Freeborn	323	1 in 60 miles and 75 mins	0	323	100.0	0	0.0	47.3	51.7
	Goodhue	225	1 in 60 miles and 80 mins	0	225	100.0	0	0.0	29.2	32.6
	Houston	185	1 in 60 miles and 75 mins	0	185	100.0	0	0.0	16.6	18.0
	Le Sueur	138	1 in 60 miles and 80 mins	0	138	100.0	0	0.0	13.7	14.9
	Martin	195	1 in 60 miles and 75 mins	0	195	100.0	0	0.0	25.7	28.0
	Mower	455	1 in 60 miles and 80 mins	0	455	100.0	0	0.0	29.2	31.9
	Nicollet	162	1 in 60 miles and 80 mins	0	162	100.0	0	0.0	13.6	14.8
	Olmsted	716	1 in 30 miles and 45 mins	155	716	100.0	0	0.0	4.2	4.8
	Rice	319	1 in 30 miles and 45 mins	0	234	73.4	85	26.6	24.8	27.0
	Steele	194	1 in 60 miles and 80 mins	0	194	100.0	0	0.0	26.1	28.4
	Wabasha	105	1 in 60 miles and 75 mins	0	105	100.0	0	0.0	23.7	26.0
	Waseca	209	1 in 60 miles and 75 mins	0	209	100.0	0	0.0	26.7	29.1
	Watonwan	130	1 in 60 miles and 75 mins	2	130	100.0	0	0.0	8.3	9.0
	Winona	245	1 in 60 miles and 80 mins	0	245	100.0	0	0.0	21.1	23.0
Grand Totals		1,767	1 in 60 miles and 80 mins	22	1,767	100.0	0	0.0	20.8	22.8
		1,653	1 in 60 miles and 75 mins	41	1,653	100.0	0	0.0	27.3	29.8
		1,035	1 in 30 miles and 45 mins	155	950	91.8	85	8.2	10.5	11.6

Urology/Engage by Medica/MNN014

July 3, 2025

Created by...
Medica

Engage by Medica MNN014 Urology

86 providers at 41 locations

■ All providers

Urology

Employee Group

National Proxy Census (Engage by Medica MNN014)

Provider Group

Engage by Medica MNN014 Urology (Medica Regional Service Area)

4,455 enrollee locations

◆ With access (4,453)

● Without access (2)

The Access Standard is defined as (National Proxy Census (Engage by Medica MNN014)) enrollees accessing in:

Large Metro areas...

1 (Engage by Medica MNN014 Urology (Medica Regional Service Area)) provider in 10 miles and 20 minutes

Metro areas...

1 (Engage by Medica MNN014 Urology (Medica Regional Service Area)) provider in 30 miles and 45 minutes

Micro areas...

1 (Engage by Medica MNN014 Urology (Medica Regional Service Area)) provider in 45 miles and 60 minutes

Rural areas...

1 (Engage by Medica MNN014 Urology (Medica Regional Service Area)) provider in 60 miles and 75 minutes

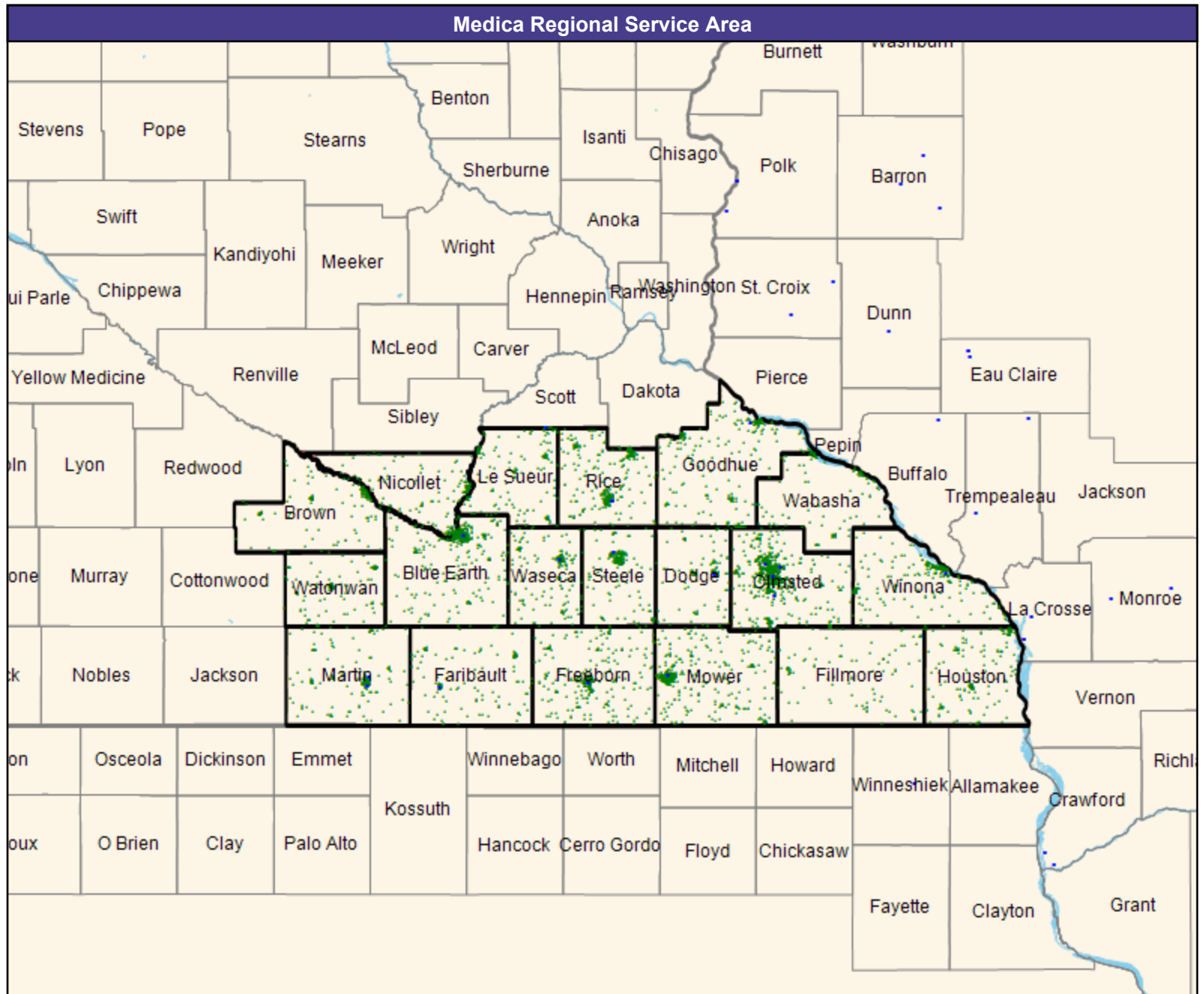
CEAC areas...

1 (Engage by Medica MNN014 Urology (Medica Regional Service Area)) provider in 100 miles and 110 minutes

Service Areas

□ Engage by Medica MNN014

35.05 miles



Access Detail By County

July 3, 2025

Created by...
Medica

Access Analysis
Urology
Enrollee / Provider Groups
National Proxy Census (Engage by Medica MNN014)
Engage by Medica MNN014 Urology (Medica Regional Service Area)

¹ Access Standard Criteria Abbreviations:
L: Large Metro
M: Metro
I: Micro
R: Rural
C: CEAC

All Enrollees										
State Name	County	Enrollee	Provider	Counts	With Access		Without Access		Average Distance	Average Time
		#	Standard ¹	#	#	%	#	%	1	1
Minnesota	Blue Earth	348	1 in 45 miles and 60 mins	19	348	100.0	0	0.0	7.6	8.3
	Brown	138	1 in 60 miles and 75 mins	0	138	100.0	0	0.0	36.8	40.1
	Dodge	108	1 in 60 miles and 75 mins	45	108	100.0	0	0.0	7.3	7.9
	Faribault	149	1 in 60 miles and 75 mins	1	149	100.0	0	0.0	12.2	13.3
	Fillmore	111	1 in 60 miles and 75 mins	0	111	100.0	0	0.0	25.0	27.2
	Freeborn	323	1 in 60 miles and 75 mins	4	323	100.0	0	0.0	7.4	8.1
	Goodhue	225	1 in 45 miles and 60 mins	5	225	100.0	0	0.0	12.9	14.1
	Houston	185	1 in 60 miles and 75 mins	0	185	100.0	0	0.0	16.6	18.0
	Le Sueur	138	1 in 45 miles and 60 mins	0	138	100.0	0	0.0	12.8	13.9
	Martin	195	1 in 60 miles and 75 mins	4	195	100.0	0	0.0	8.0	8.7
	Mower	455	1 in 45 miles and 60 mins	4	455	100.0	0	0.0	8.1	8.8
	Nicollet	162	1 in 45 miles and 60 mins	0	160	98.8	2	1.2	14.2	15.4
	Olmsted	716	1 in 30 miles and 45 mins	180	716	100.0	0	0.0	4.2	4.8
	Rice	319	1 in 30 miles and 45 mins	2	319	100.0	0	0.0	8.7	9.5
	Steele	194	1 in 45 miles and 60 mins	4	194	100.0	0	0.0	6.8	7.4
	Wabasha	105	1 in 60 miles and 75 mins	0	105	100.0	0	0.0	21.8	23.8
	Waseca	209	1 in 60 miles and 75 mins	1	209	100.0	0	0.0	7.2	7.8
	Watonwan	130	1 in 60 miles and 75 mins	0	130	100.0	0	0.0	27.8	30.3
	Winona	245	1 in 45 miles and 60 mins	3	245	100.0	0	0.0	9.1	9.9
Grand Totals		1,767	1 in 45 miles and 60 mins	35	1,765	99.9	2	0.1	9.5	10.4
		1,653	1 in 60 miles and 75 mins	55	1,653	100.0	0	0.0	15.1	16.4
		1,035	1 in 30 miles and 45 mins	182	1,035	100.0	0	0.0	5.6	6.2

Vascular Surgery/Engage by Medica/MNN014

July 3, 2025

Created by...
Medica

Engage by Medica MNN014 Vascular Surgery

50 providers at 12 locations

- All providers

Vascular Surgery

Employee Group

National Proxy Census (Engage by Medica MNN014)

Provider Group

Engage by Medica MNN014 Vascular Surgery (Medica Regional Service Area)

4,455 enrollee locations

- ◆ With access (4,309)
- Without access (146)

The Access Standard is defined as (National Proxy Census (Engage by Medica MNN014)) enrollees accessing in:

Large Metro areas...

1 (Engage by Medica MNN014 Vascular Surgery (Medica Regional Service Area)) provider in 15 miles and 30 minutes

Metro areas...

1 (Engage by Medica MNN014 Vascular Surgery (Medica Regional Service Area)) provider in 40 miles and 60 minutes

Micro areas...

1 (Engage by Medica MNN014 Vascular Surgery (Medica Regional Service Area)) provider in 75 miles and 100 minutes

Rural areas...

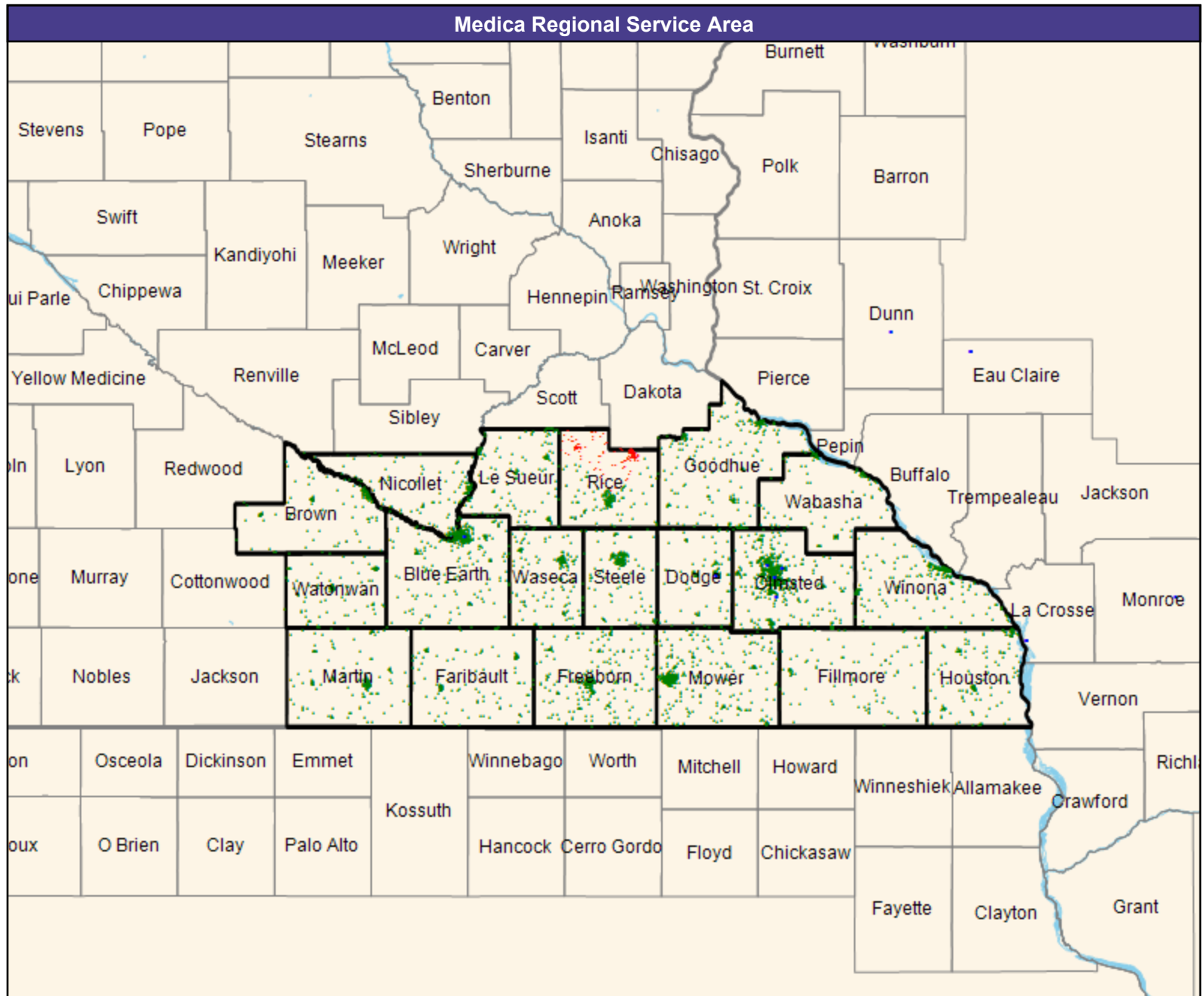

1 (Engage by Medica MNN014 Vascular Surgery (Medica Regional Service Area)) provider in 90 miles and 110 minutes

CEAC areas...

1 (Engage by Medica MNN014 Vascular Surgery (Medica Regional Service Area)) provider in 130 miles and 145 minutes

Service Areas

- Engage by Medica MNN014



Access Detail By County

July 3, 2025

Created by...
Medica

Access Analysis
Vascular Surgery
Enrollee / Provider Groups
National Proxy Census (Engage by Medica MNN014)
Engage by Medica MNN014
Vascular Surgery (Medica Regional Service Area)

¹ Access Standard Criteria Abbreviations:

L: Large Metro
M: Metro
I: Micro
R: Rural
C: CEAC

All Enrollees										
State Name	County	Enrollee	Provider	Counts	With Access		Without Access		Average Distance	Average Time
		#	Standard ¹	#	#	%	#	%	1	1
Minnesota	Blue Earth	348	1 in 75 miles and 100 mins	3	348	100.0	0	0.0	7.9	8.6
	Brown	138	1 in 90 miles and 110 mins	0	138	100.0	0	0.0	36.8	40.1
	Dodge	108	1 in 90 miles and 110 mins	45	108	100.0	0	0.0	7.6	8.2
	Faribault	149	1 in 90 miles and 110 mins	0	149	100.0	0	0.0	38.2	41.6
	Fillmore	111	1 in 90 miles and 110 mins	0	111	100.0	0	0.0	30.2	32.9
	Freeborn	323	1 in 90 miles and 110 mins	0	323	100.0	0	0.0	47.4	51.8
	Goodhue	225	1 in 75 miles and 100 mins	0	225	100.0	0	0.0	29.8	33.3
	Houston	185	1 in 90 miles and 110 mins	0	185	100.0	0	0.0	18.1	19.7
	Le Sueur	138	1 in 75 miles and 100 mins	0	138	100.0	0	0.0	26.8	29.1
	Martin	195	1 in 90 miles and 110 mins	0	195	100.0	0	0.0	52.6	57.4
	Mower	455	1 in 75 miles and 100 mins	0	455	100.0	0	0.0	29.4	32.0
	Nicollet	162	1 in 75 miles and 100 mins	0	162	100.0	0	0.0	14.2	15.4
	Olmsted	716	1 in 40 miles and 60 mins	181	716	100.0	0	0.0	4.2	4.8
	Rice	319	1 in 40 miles and 60 mins	0	173	54.2	146	45.8	39.8	43.4
	Steele	194	1 in 75 miles and 100 mins	0	194	100.0	0	0.0	26.1	28.4
	Wabasha	105	1 in 90 miles and 110 mins	0	105	100.0	0	0.0	26.1	28.6
	Waseca	209	1 in 90 miles and 110 mins	0	209	100.0	0	0.0	27.1	29.5
	Watonwan	130	1 in 90 miles and 110 mins	0	130	100.0	0	0.0	38.1	41.6
	Winona	245	1 in 75 miles and 100 mins	0	245	100.0	0	0.0	29.1	31.7
	Grand Totals		1,767	1 in 75 miles and 100 mins	3	1,767	100.0	0	0.0	23.2
		1,653	1 in 90 miles and 110 mins	45	1,653	100.0	0	0.0	34.6	37.7
		1,035	1 in 40 miles and 60 mins	181	889	85.9	146	14.1	15.2	16.7

Acute Inpatient Hospitals/Engage by Medica/MNN014

July 3, 2025

Created by...
Medica

Engage by Medica MNN014 Acute Inpatient Hospitals

30 providers at 31 locations

- All providers

Acute Inpatient Hospitals

Employee Group

National Proxy Census (Engage by Medica MNN014)

Provider Group

Engage by Medica MNN014 Acute Inpatient Hospitals (Medica Regional Service Area)

4,455 enrollee locations

- ◆ With access (4,455)
- Without access (0)

The Access Standard is defined as (National Proxy Census (Engage by Medica MNN014)) enrollees accessing in:

Large Metro areas...

1 (Engage by Medica MNN014 Acute Inpatient Hospitals (Medica Regional Service Area)) provider in 10 miles and 20 minutes

Metro areas...

1 (Engage by Medica MNN014 Acute Inpatient Hospitals (Medica Regional Service Area)) provider in 30 miles and 45 minutes

Micro areas...

1 (Engage by Medica MNN014 Acute Inpatient Hospitals (Medica Regional Service Area)) provider in 60 miles and 80 minutes

Rural areas...

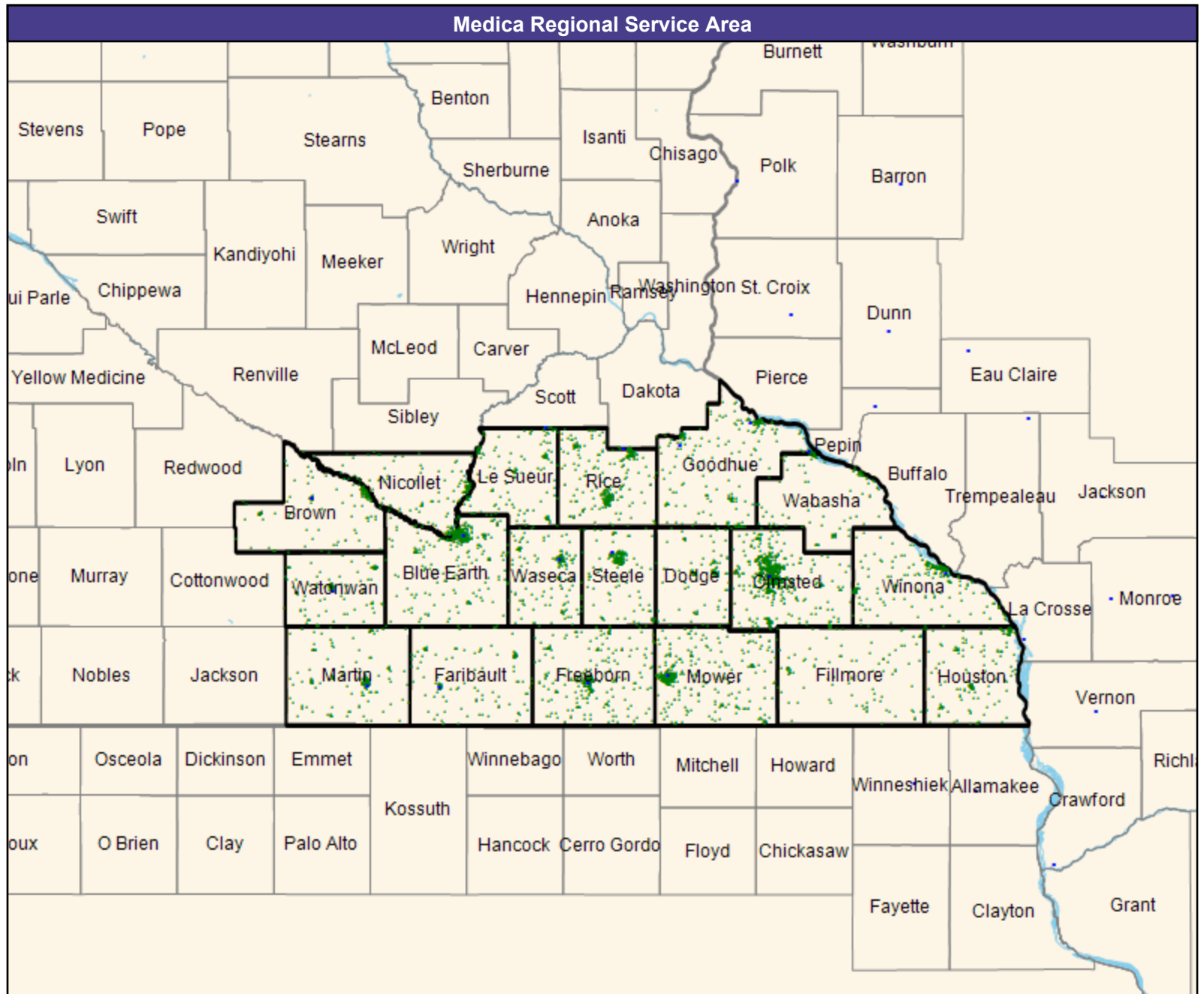

1 (Engage by Medica MNN014 Acute Inpatient Hospitals (Medica Regional Service Area)) provider in 60 miles and 75 minutes

CEAC areas...

1 (Engage by Medica MNN014 Acute Inpatient Hospitals (Medica Regional Service Area)) provider in 100 miles and 110 minutes

Service Areas

- Engage by Medica MNN014



Access Detail By County

July 3, 2025

Created by...
Medica

Access Analysis
Acute Inpatient Hospitals
Enrollee / Provider Groups
National Proxy Census (Engage by Medica MNN014)
Engage by Medica MNN014 Acute Inpatient Hospitals (Medica Regional Service Area)

¹ Access Standard Criteria Abbreviations:

L: Large Metro
M: Metro
I: Micro
R: Rural
C: CEAC

All Enrollees										
State Name	County	Enrollee	Provider	Counts	With Access		Without Access		Average Distance	Average Time
		#	Standard ¹	#	#	%	#	%	1	1
Minnesota	Blue Earth	348	1 in 60 miles and 80 mins	2	348	100.0	0	0.0	7.5	8.1
	Brown	138	1 in 60 miles and 75 mins	2	138	100.0	0	0.0	12.1	13.2
	Dodge	108	1 in 60 miles and 75 mins	0	108	100.0	0	0.0	17.1	18.6
	Faribault	149	1 in 60 miles and 75 mins	2	149	100.0	0	0.0	12.2	13.3
	Fillmore	111	1 in 60 miles and 75 mins	0	111	100.0	0	0.0	27.4	29.8
	Freeborn	323	1 in 60 miles and 75 mins	2	323	100.0	0	0.0	7.4	8.1
	Goodhue	225	1 in 60 miles and 80 mins	6	225	100.0	0	0.0	9.2	10.0
	Houston	185	1 in 60 miles and 80 mins	0	185	100.0	0	0.0	16.0	17.4
	Le Sueur	138	1 in 60 miles and 80 mins	0	138	100.0	0	0.0	12.8	14.0
	Martin	195	1 in 60 miles and 75 mins	2	195	100.0	0	0.0	8.1	8.8
	Mower	455	1 in 60 miles and 80 mins	1	455	100.0	0	0.0	8.5	9.2
	Nicollet	162	1 in 60 miles and 80 mins	0	162	100.0	0	0.0	11.7	12.7
	Olmsted	716	1 in 30 miles and 45 mins	2	716	100.0	0	0.0	6.1	6.8
	Rice	319	1 in 30 miles and 45 mins	0	319	100.0	0	0.0	10.2	11.1
	Steele	194	1 in 60 miles and 80 mins	2	194	100.0	0	0.0	6.9	7.5
	Wabasha	105	1 in 60 miles and 75 mins	0	105	100.0	0	0.0	15.6	17.0
	Waseca	209	1 in 60 miles and 75 mins	2	209	100.0	0	0.0	7.2	7.8
	Watonwan	130	1 in 60 miles and 75 mins	2	130	100.0	0	0.0	8.3	9.0
	Winona	245	1 in 60 miles and 80 mins	1	245	100.0	0	0.0	9.6	10.4
	Grand Totals	1,767	1 in 60 miles and 80 mins	12	1,767	100.0	0	0.0	9.0	9.8
		1,653	1 in 60 miles and 75 mins	12	1,653	100.0	0	0.0	11.8	12.9
		1,035	1 in 30 miles and 45 mins	2	1,035	100.0	0	0.0	7.4	8.1

Cardiac Catheterization Services/Engage by Medica/MNN014

July 3, 2025

Created by...
Medica

Engage by Medica MNN014 Cardiac Catheterization Services

10 providers at 10 locations

■ All providers

Cardiac Catheterization Services

Employee Group

National Proxy Census (Engage by Medica MNN014)

Provider Group

Engage by Medica MNN014 Cardiac Catheterization Services (Medica Regional Service Area)

4,455 enrollee locations

◆ With access (4,455)

● Without access (0)

The Access Standard is defined as (National Proxy Census (Engage by Medica MNN014)) enrollees accessing in:

Large Metro areas...

1 (Engage by Medica MNN014 Cardiac Catheterization Services (Medica Regional Service Area)) provider in 15 miles and 30 minutes

Metro areas...

1 (Engage by Medica MNN014 Cardiac Catheterization Services (Medica Regional Service Area)) provider in 40 miles and 60 minutes

Micro areas...

1 (Engage by Medica MNN014 Cardiac Catheterization Services (Medica Regional Service Area)) provider in 120 miles and 160 minutes

Rural areas...

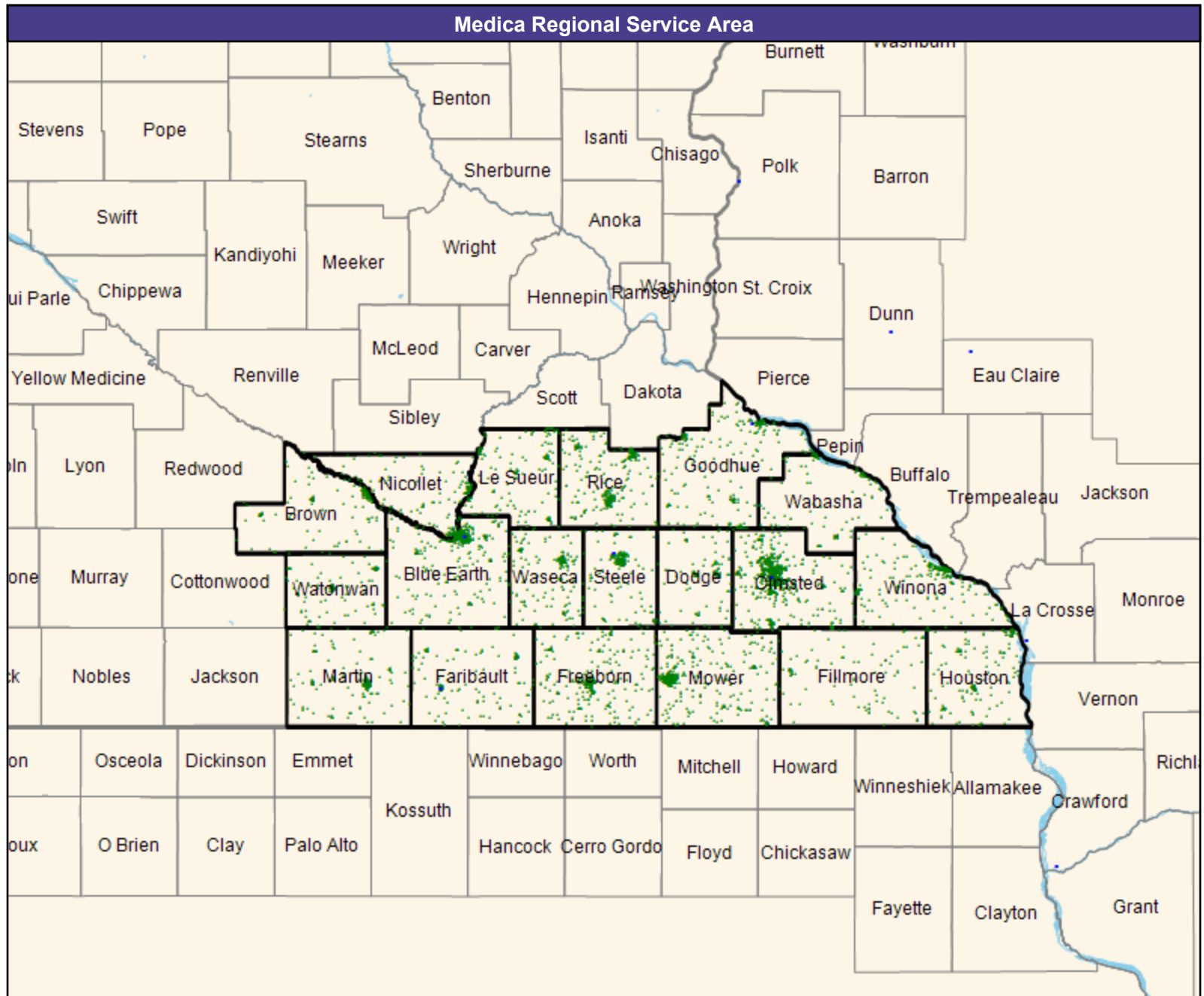
1 (Engage by Medica MNN014 Cardiac Catheterization Services (Medica Regional Service Area)) provider in 120 miles and 145 minutes

CEAC areas...

1 (Engage by Medica MNN014 Cardiac Catheterization Services (Medica Regional Service Area)) provider in 140 miles and 155 minutes

Service Areas

□ Engage by Medica MNN014



Access Detail By County

July 3, 2025

Created by...
Medica

Access Analysis
Cardiac Catheterization Services
Enrollee / Provider Groups
National Proxy Census (Engage by Medica MNN014)
Engage by Medica MNN014 Cardiac Catheterization Services (Medica Regional Service Area)

¹ Access Standard Criteria Abbreviations:
L: Large Metro
M: Metro
I: Micro
R: Rural
C: CEAC

All Enrollees										
State Name	County	Enrollee	Provider	Counts	With Access		Without Access		Average Distance	Average Time
		#	Standard ¹	#	#	%	#	%	1	1
Minnesota	Blue Earth	348	1 in 120 miles and 160 m...	1	348	100.0	0	0.0	7.7	8.3
	Brown	138	1 in 120 miles and 145 m...	0	138	100.0	0	0.0	36.8	40.1
	Dodge	108	1 in 120 miles and 145 m...	0	108	100.0	0	0.0	17.9	19.5
	Faribault	149	1 in 120 miles and 145 m...	1	149	100.0	0	0.0	12.8	13.9
	Fillmore	111	1 in 120 miles and 145 m...	0	111	100.0	0	0.0	33.1	36.1
	Freeborn	323	1 in 120 miles and 145 m...	0	323	100.0	0	0.0	32.4	35.4
	Goodhue	225	1 in 120 miles and 160 m...	1	225	100.0	0	0.0	14.5	15.8
	Houston	185	1 in 120 miles and 145 m...	0	185	100.0	0	0.0	18.1	19.7
	Le Sueur	138	1 in 120 miles and 160 m...	0	138	100.0	0	0.0	26.2	28.5
	Martin	195	1 in 120 miles and 145 m...	0	195	100.0	0	0.0	24.0	26.1
	Mower	455	1 in 120 miles and 160 m...	0	455	100.0	0	0.0	35.8	39.0
	Nicollet	162	1 in 120 miles and 160 m...	0	162	100.0	0	0.0	14.2	15.4
	Olmsted	716	1 in 40 miles and 60 mins	1	716	100.0	0	0.0	6.1	6.8
	Rice	319	1 in 40 miles and 60 mins	0	319	100.0	0	0.0	20.5	22.3
	Steele	194	1 in 120 miles and 160 m...	1	194	100.0	0	0.0	7.5	8.2
	Wabasha	105	1 in 120 miles and 145 m...	0	105	100.0	0	0.0	25.7	28.0
	Waseca	209	1 in 120 miles and 145 m...	0	209	100.0	0	0.0	17.6	19.2
	Watonwan	130	1 in 120 miles and 145 m...	0	130	100.0	0	0.0	37.2	40.5
	Winona	245	1 in 120 miles and 160 m...	0	245	100.0	0	0.0	30.0	32.6
	Grand Totals	1,767	1 in 120 miles and 160 m...	3	1,767	100.0	0	0.0	20.9	22.8
		1,653	1 in 120 miles and 145 m...	1	1,653	100.0	0	0.0	25.6	27.9
		1,035	1 in 40 miles and 60 mins	1	1,035	100.0	0	0.0	10.6	11.6

Cardiac Surgery Program/Engage by Medica/MNN014

July 3, 2025

Created by...
Medica

Engage by Medica MNN014 Cardiac Surgery Program

4 providers at 4 locations

- All providers

Cardiac Surgery Program

Employee Group

National Proxy Census (Engage by Medica MNN014)

Provider Group

Engage by Medica MNN014 Cardiac Surgery Program (Medica Regional Service Area)

4,455 enrollee locations

- ◆ With access (4,139)
- Without access (316)

The Access Standard is defined as (National Proxy Census (Engage by Medica MNN014)) enrollees accessing in:

Large Metro areas...

- 1 (Engage by Medica MNN014 Cardiac Surgery Program (Medica Regional Service Area)) provider in 15 miles and 30 minutes

Metro areas...

- 1 (Engage by Medica MNN014 Cardiac Surgery Program (Medica Regional Service Area)) provider in 40 miles and 60 minutes

Micro areas...

- 1 (Engage by Medica MNN014 Cardiac Surgery Program (Medica Regional Service Area)) provider in 120 miles and 160 minutes

Rural areas...

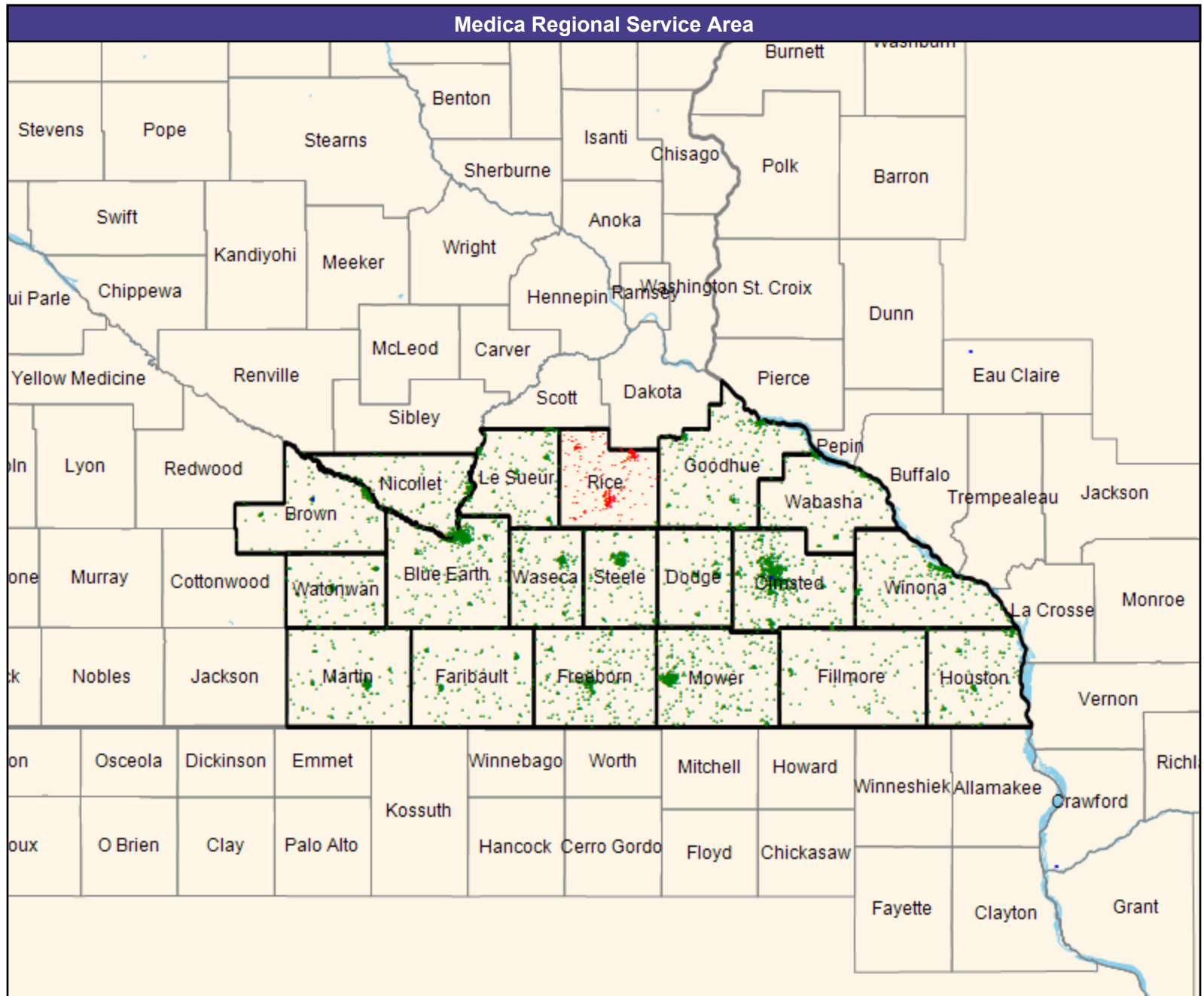

- 1 (Engage by Medica MNN014 Cardiac Surgery Program (Medica Regional Service Area)) provider in 120 miles and 145 minutes

CEAC areas...

- 1 (Engage by Medica MNN014 Cardiac Surgery Program (Medica Regional Service Area)) provider in 140 miles and 155 minutes

Service Areas

- Engage by Medica MNN014



Access Detail By County

July 3, 2025

Created by...
Medica

Access Analysis
Cardiac Surgery Program
Enrollee / Provider Groups
National Proxy Census (Engage by Medica MNN014)
Engage by Medica MNN014 Cardiac Surgery Program (Medica Regional Service Area)

¹ Access Standard Criteria Abbreviations:

L: Large Metro
M: Metro
I: Micro
R: Rural
C: CEAC

All Enrollees										
State Name	County	Enrollee	Provider	Counts	With Access		Without Access		Average Distance	Average Time
		#	Standard ¹	#	#	%	#	%	1	1
Minnesota	Blue Earth	348	1 in 120 miles and 160 m...	0	348	100.0	0	0.0	42.3	46.2
	Brown	138	1 in 120 miles and 145 m...	1	138	100.0	0	0.0	12.4	13.5
	Dodge	108	1 in 120 miles and 145 m...	0	108	100.0	0	0.0	19.5	21.3
	Faribault	149	1 in 120 miles and 145 m...	0	149	100.0	0	0.0	66.2	72.2
	Fillmore	111	1 in 120 miles and 145 m...	0	111	100.0	0	0.0	37.5	40.8
	Freeborn	323	1 in 120 miles and 145 m...	0	323	100.0	0	0.0	57.5	62.8
	Goodhue	225	1 in 120 miles and 160 m...	0	225	100.0	0	0.0	36.4	39.7
	Houston	185	1 in 120 miles and 145 m...	0	185	100.0	0	0.0	53.9	58.7
	Le Sueur	138	1 in 120 miles and 160 m...	0	138	100.0	0	0.0	53.2	58.0
	Martin	195	1 in 120 miles and 145 m...	0	195	100.0	0	0.0	47.9	52.2
	Mower	455	1 in 120 miles and 160 m...	0	455	100.0	0	0.0	39.5	43.0
	Nicollet	162	1 in 120 miles and 160 m...	0	162	100.0	0	0.0	33.4	36.3
	Olmsted	716	1 in 40 miles and 60 mins	1	716	100.0	0	0.0	6.1	6.8
	Rice	319	1 in 40 miles and 60 mins	0	3	0.9	316	99.1	53.4	58.2
	Steele	194	1 in 120 miles and 160 m...	0	194	100.0	0	0.0	38.9	42.4
	Wabasha	105	1 in 120 miles and 145 m...	0	105	100.0	0	0.0	30.1	32.8
	Waseca	209	1 in 120 miles and 145 m...	0	209	100.0	0	0.0	53.7	58.5
	Watonwan	130	1 in 120 miles and 145 m...	0	130	100.0	0	0.0	26.9	29.2
	Winona	245	1 in 120 miles and 160 m...	0	245	100.0	0	0.0	39.2	42.7
	Grand Totals	1,767	1 in 120 miles and 160 m...	0	1,767	100.0	0	0.0	40.0	43.7
		1,653	1 in 120 miles and 145 m...	1	1,653	100.0	0	0.0	44.5	48.6
		1,035	1 in 40 miles and 60 mins	1	719	69.5	316	30.5	20.7	22.6

Critical Care Services - Intensive Care Units (ICU)/Engage by Medica/MNN014

July 3, 2025

Created by...
Medica

Engage by Medica MNN014 Critical Care Services - Intensive Care Units (ICU)

24 providers at 24 locations

- All providers

Critical Care Services - Intensive Care Units (ICU)

Employee Group

National Proxy Census (Engage by Medica MNN014)

Provider Group

Engage by Medica MNN014 Critical Care Services - Intensive Care Units (ICU) (Medica Regional Service Area)

4,455 enrollee locations

- ◆ With access (4,455)
- Without access (0)

The Access Standard is defined as (National Proxy Census (Engage by Medica MNN014)) enrollees accessing in:

Large Metro areas...

1 (Engage by Medica MNN014 Critical Care Services - Intensive Care Units (ICU) (Medica Regional Service Area)) provider in 10 miles and 20 minutes

Metro areas...

1 (Engage by Medica MNN014 Critical Care Services - Intensive Care Units (ICU) (Medica Regional Service Area)) provider in 30 miles and 45 minutes

Micro areas...

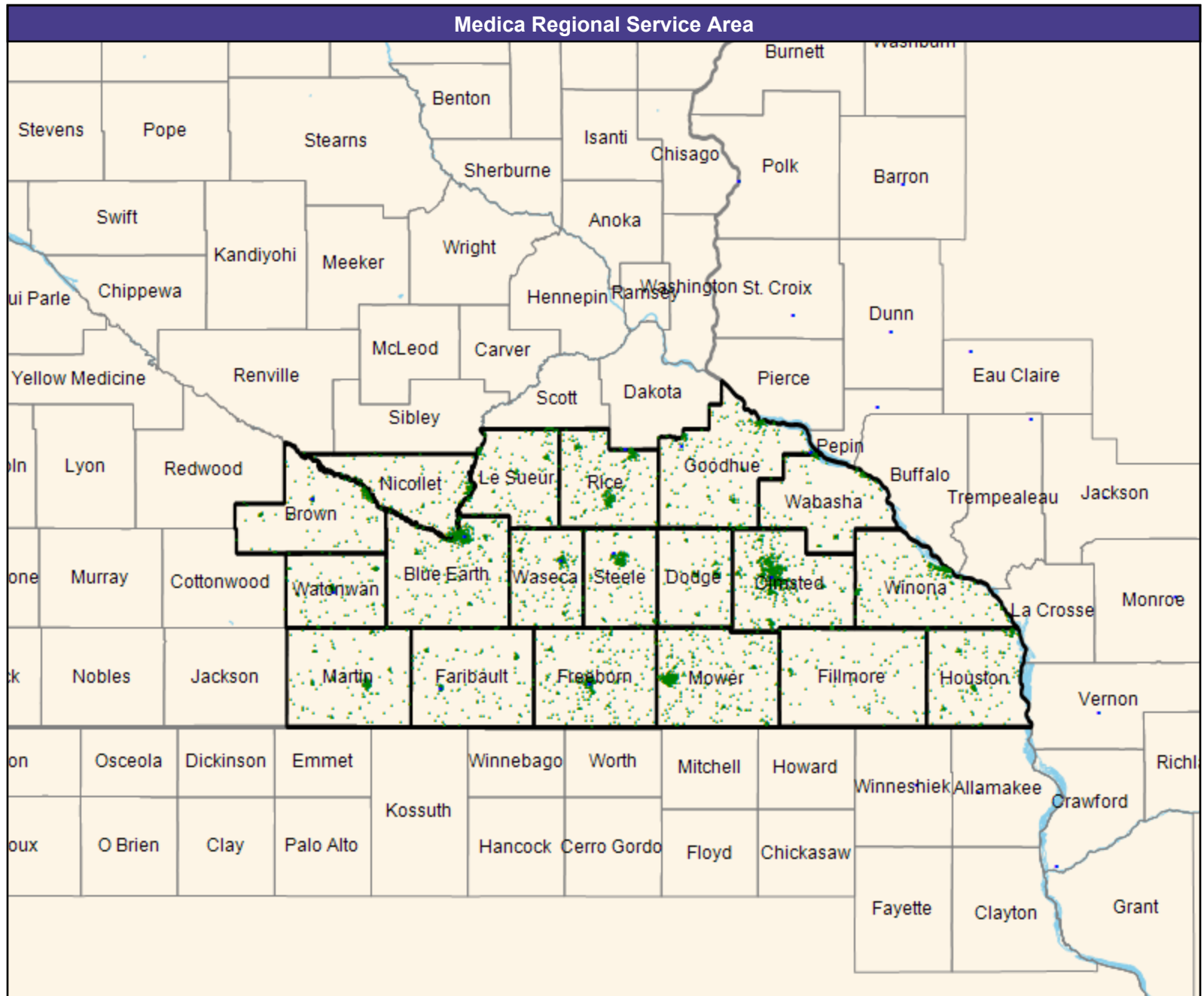
1 (Engage by Medica MNN014 Critical Care Services - Intensive Care Units (ICU) (Medica Regional Service Area)) provider in 120 miles and 160 minutes

Rural areas...

1 (Engage by Medica MNN014 Critical Care Services - Intensive Care Units (ICU) (Medica Regional Service Area)) provider in 120 miles and 145 minutes

CEAC areas...

1 (Engage by Medica MNN014 Critical Care Services - Intensive Care Units (ICU) (Medica Regional Service Area)) provider in 140 miles and 155 minutes



Access Detail By County

July 3, 2025

Created by...
Medica

Access Analysis
Critical Care Services - Intensive Care Units (ICU)
Enrollee / Provider Groups
National Proxy Census (Engage by Medica MNN014)
Engage by Medica MNN014 Critical Care Services - Intensive Care Units (ICU) (Medica Regional Service Area)

¹ Access Standard Criteria Abbreviations:
L: Large Metro
M: Metro
I: Micro
R: Rural
C: CEAC

All Enrollees										
State Name	County	Enrollee	Provider	Counts	With Access		Without Access		Average Distance	Average Time
		#	Standard ¹	#	#	%	#	%	1	1
Minnesota	Blue Earth	348	1 in 120 miles and 160 m...	1	348	100.0	0	0.0	7.5	8.1
	Brown	138	1 in 120 miles and 145 m...	1	138	100.0	0	0.0	12.1	13.2
	Dodge	108	1 in 120 miles and 145 m...	0	108	100.0	0	0.0	17.9	19.5
	Faribault	149	1 in 120 miles and 145 m...	1	149	100.0	0	0.0	12.2	13.3
	Fillmore	111	1 in 120 miles and 145 m...	0	111	100.0	0	0.0	28.9	31.5
	Freeborn	323	1 in 120 miles and 145 m...	1	323	100.0	0	0.0	7.9	8.7
	Goodhue	225	1 in 120 miles and 160 m...	2	225	100.0	0	0.0	14.4	15.7
	Houston	185	1 in 120 miles and 145 m...	0	185	100.0	0	0.0	29.8	32.5
	Le Sueur	138	1 in 120 miles and 160 m...	0	138	100.0	0	0.0	19.7	21.5
	Martin	195	1 in 120 miles and 145 m...	0	195	100.0	0	0.0	19.9	21.7
	Mower	455	1 in 120 miles and 160 m...	0	455	100.0	0	0.0	23.8	26.0
	Nicollet	162	1 in 120 miles and 160 m...	0	162	100.0	0	0.0	11.7	12.7
	Olmsted	716	1 in 30 miles and 45 mins	1	716	100.0	0	0.0	6.1	6.8
	Rice	319	1 in 30 miles and 45 mins	0	319	100.0	0	0.0	10.5	11.4
	Steele	194	1 in 120 miles and 160 m...	1	194	100.0	0	0.0	7.5	8.1
	Wabasha	105	1 in 120 miles and 145 m...	0	105	100.0	0	0.0	15.6	17.0
	Waseca	209	1 in 120 miles and 145 m...	1	209	100.0	0	0.0	7.2	7.8
Watonwan	130	1 in 120 miles and 145 m...	1	130	100.0	0	0.0	8.3	9.0	
Winona	245	1 in 120 miles and 160 m...	0	245	100.0	0	0.0	38.1	41.5	
Grand Totals		1,767	1 in 120 miles and 160 m...	4	1,767	100.0	0	0.0	18.2	19.8
		1,653	1 in 120 miles and 145 m...	5	1,653	100.0	0	0.0	15.0	16.4
		1,035	1 in 30 miles and 45 mins	1	1,035	100.0	0	0.0	7.5	8.2

Diagnostic Radiology/Engage by Medica/MNN014

July 3, 2025

Created by...
Medica

Engage by Medica MNN014 Diagnostic Radiology

29 providers at 29 locations

■ All providers

Diagnostic Radiology

Employee Group

National Proxy Census (Engage by Medica MNN014)

Provider Group

Engage by Medica MNN014 Diagnostic Radiology (Medica Regional Service Area)

4,455 enrollee locations

◆ With access (4,455)

● Without access (0)

The Access Standard is defined as (National Proxy Census (Engage by Medica MNN014)) enrollees accessing in:

Large Metro areas...

1 (Engage by Medica MNN014 Diagnostic Radiology (Medica Regional Service Area)) provider in 10 miles and 20 minutes

Metro areas...

1 (Engage by Medica MNN014 Diagnostic Radiology (Medica Regional Service Area)) provider in 30 miles and 45 minutes

Micro areas...

1 (Engage by Medica MNN014 Diagnostic Radiology (Medica Regional Service Area)) provider in 60 miles and 80 minutes

Rural areas...

1 (Engage by Medica MNN014 Diagnostic Radiology (Medica Regional Service Area)) provider in 60 miles and 75 minutes

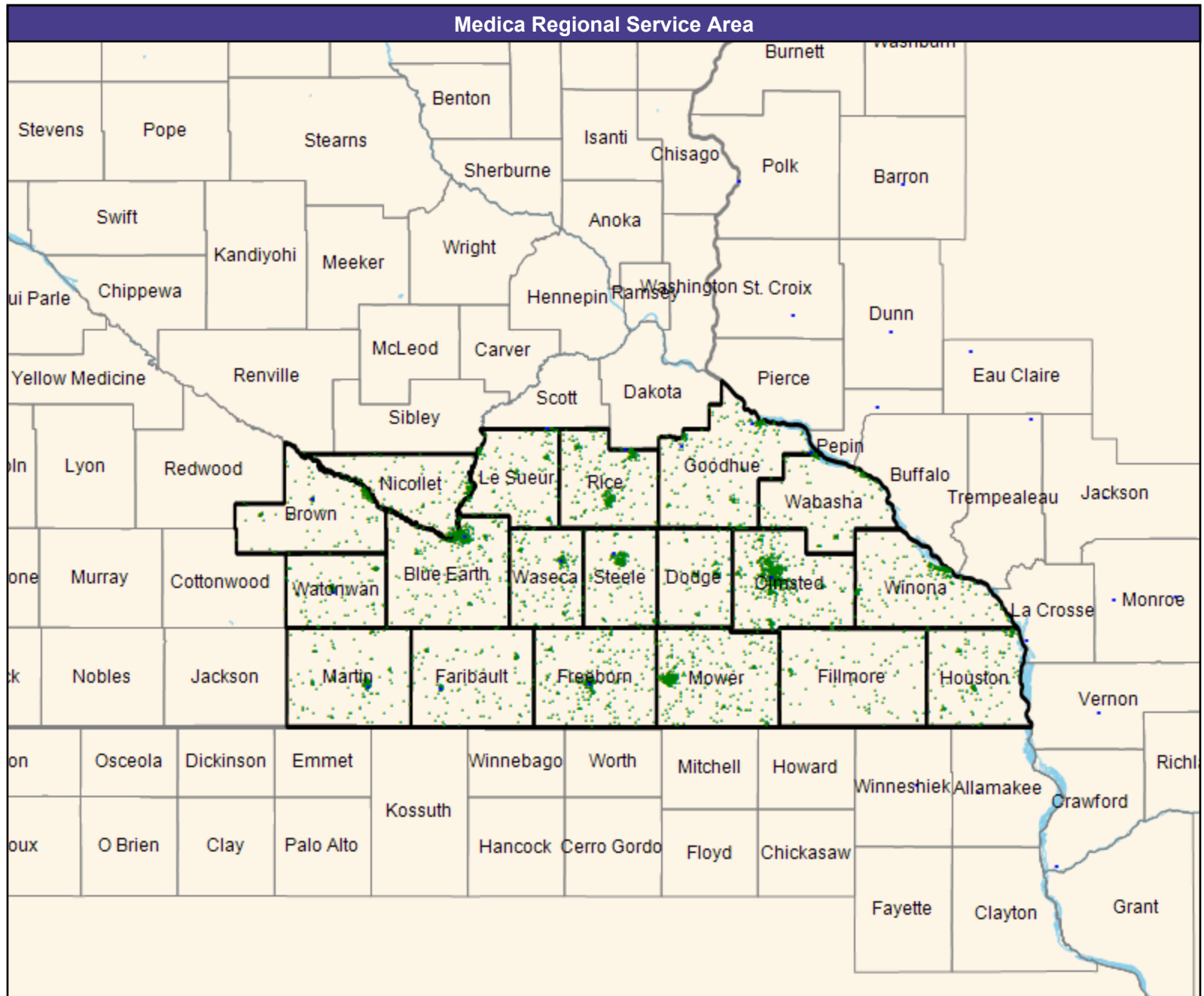
CEAC areas...

1 (Engage by Medica MNN014 Diagnostic Radiology (Medica Regional Service Area)) provider in 100 miles and 110 minutes

Service Areas

□ Engage by Medica MNN014

35.05 miles



Access Detail By County

July 3, 2025

Created by...
Medica

Access Analysis
Diagnostic Radiology
Enrollee / Provider Groups
National Proxy Census (Engage by Medica MNN014)
Engage by Medica MNN014
Diagnostic Radiology (Medica Regional Service Area)

¹ Access Standard Criteria Abbreviations:

- L: Large Metro
- M: Metro
- I: Micro
- R: Rural
- C: CEAC

All Enrollees										
State Name	County	Enrollee	Provider	Counts	With Access		Without Access		Average Distance	Average Time
		#	Standard ¹	#	#	%	#	%	1	1
Minnesota	Blue Earth	348	1 in 60 miles and 80 mins	1	348	100.0	0	0.0	7.5	8.1
	Brown	138	1 in 60 miles and 75 mins	1	138	100.0	0	0.0	12.1	13.2
	Dodge	108	1 in 60 miles and 75 mins	0	108	100.0	0	0.0	17.9	19.5
	Faribault	149	1 in 60 miles and 75 mins	1	149	100.0	0	0.0	12.2	13.3
	Fillmore	111	1 in 60 miles and 75 mins	0	111	100.0	0	0.0	28.1	30.6
	Freeborn	323	1 in 60 miles and 75 mins	1	323	100.0	0	0.0	7.9	8.7
	Goodhue	225	1 in 60 miles and 80 mins	3	225	100.0	0	0.0	9.2	10.0
	Houston	185	1 in 60 miles and 80 mins	0	185	100.0	0	0.0	16.2	17.6
	Le Sueur	138	1 in 60 miles and 80 mins	0	138	100.0	0	0.0	12.8	14.0
	Martin	195	1 in 60 miles and 75 mins	1	195	100.0	0	0.0	8.1	8.8
	Mower	455	1 in 60 miles and 80 mins	0	455	100.0	0	0.0	23.8	26.0
	Nicollet	162	1 in 60 miles and 80 mins	0	162	100.0	0	0.0	11.7	12.7
	Olmsted	716	1 in 30 miles and 45 mins	1	716	100.0	0	0.0	6.1	6.8
	Rice	319	1 in 30 miles and 45 mins	0	319	100.0	0	0.0	10.2	11.1
	Steele	194	1 in 60 miles and 80 mins	1	194	100.0	0	0.0	7.5	8.1
	Wabasha	105	1 in 60 miles and 75 mins	0	105	100.0	0	0.0	15.6	17.0
	Waseca	209	1 in 60 miles and 75 mins	1	209	100.0	0	0.0	7.2	7.8
	Watonwan	130	1 in 60 miles and 75 mins	1	130	100.0	0	0.0	8.3	9.0
	Winona	245	1 in 60 miles and 80 mins	0	245	100.0	0	0.0	30.0	32.6
	Grand Totals		1,767	1 in 60 miles and 80 mins	5	1,767	100.0	0	0.0	15.8
		1,653	1 in 60 miles and 75 mins	6	1,653	100.0	0	0.0	12.0	13.1
		1,035	1 in 30 miles and 45 mins	1	1,035	100.0	0	0.0	7.4	8.1

Inpatient or Residential Behavioral Health Facility Services/Engage by Medica/MNN014

July 3, 2025

Created by...
Medica

Engage by Medica MNN014 Inpatient or Residential Behavioral Health Facility Services

111 providers at 181 locations
■ All providers

Inpatient or Residential Behavioral Health Facility Services

Employee Group
National Proxy Census (Engage by Medica MNN014)

Provider Group
Engage by Medica MNN014 Inpatient or Residential Behavioral Health Facility Services (Medica Regional Service Area)

4,455 enrollee locations
◆ With access (4,455)
● Without access (0)

The Access Standard is defined as (National Proxy Census (Engage by Medica MNN014)) enrollees accessing in:

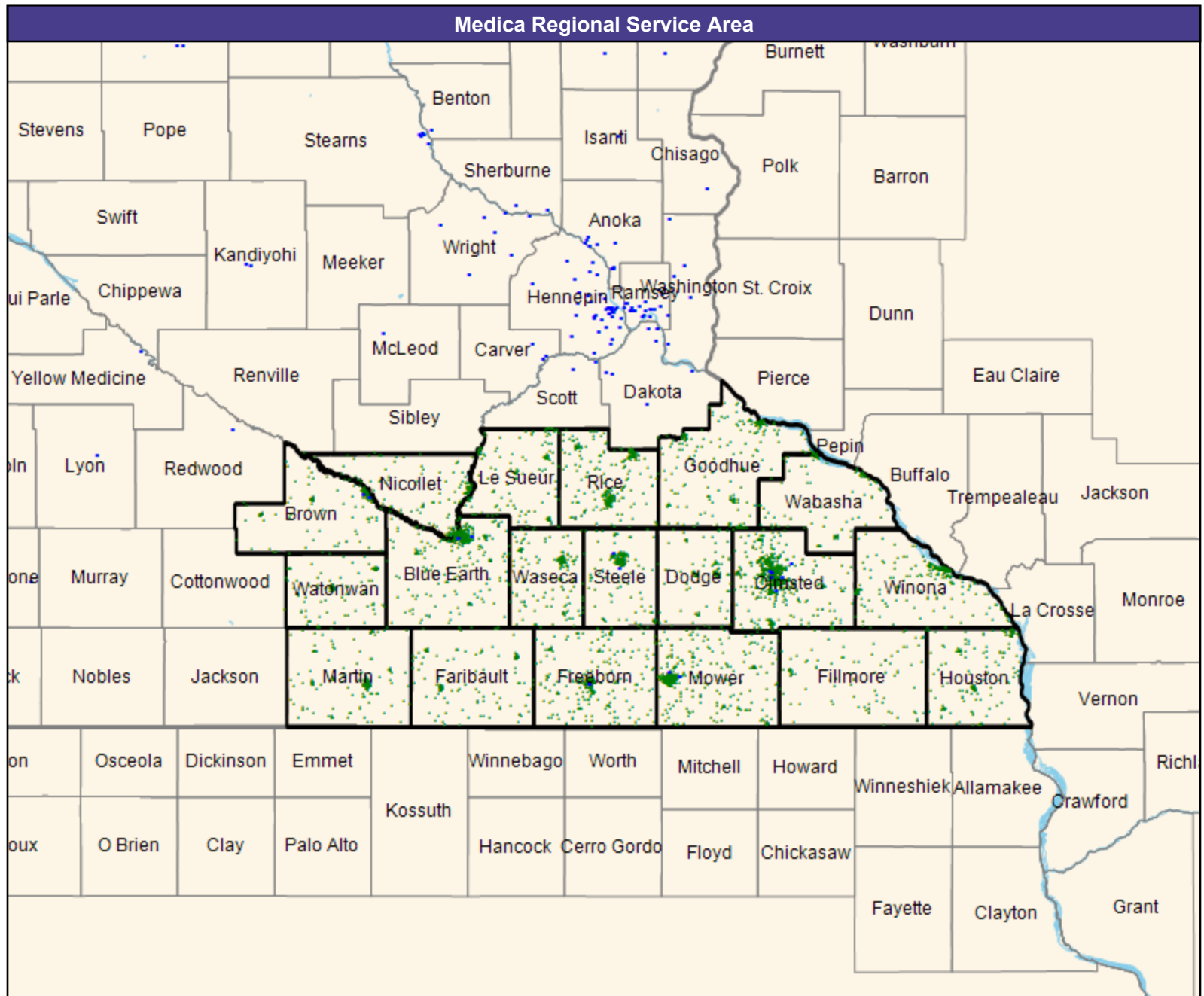
Large Metro areas...
1 (Engage by Medica MNN014 Inpatient or Residential Behavioral Health Facility Services (Medica Regional Service Area)) provider in 15 miles and 30 minutes

Metro areas...
1 (Engage by Medica MNN014 Inpatient or Residential Behavioral Health Facility Services (Medica Regional Service Area)) provider in 45 miles and 70 minutes

Micro areas...
1 (Engage by Medica MNN014 Inpatient or Residential Behavioral Health Facility Services (Medica Regional Service Area)) provider in 75 miles and 100 minutes

Rural areas...
1 (Engage by Medica MNN014 Inpatient or Residential Behavioral Health Facility Services (Medica Regional Service Area)) provider in 75 miles and 90 minutes

CEAC areas...



Access Detail By County

July 3, 2025

Created by...
Medica

Access Analysis
 Inpatient or Residential Behavioral Health Facility Services
 Enrollee / Provider Groups
 National Proxy Census (Engage by Medica MNN014)
 Engage by Medica MNN014
 Inpatient or Residential Behavioral Health Facility Services (Medica Regional Service Area)

¹ Access Standard Criteria Abbreviations:

- L: Large Metro
- M: Metro
- I: Micro
- R: Rural
- C: CEAC

All Enrollees										
State Name	County	Enrollee	Provider	Counts	With Access		Without Access		Average Distance	Average Time
		#	Standard ¹	#	#	%	#	%	1	1
Minnesota	Blue Earth	348	1 in 75 miles and 100 mins	3	348	100.0	0	0.0	7.0	7.6
	Brown	138	1 in 75 miles and 90 mins	2	138	100.0	0	0.0	11.2	12.2
	Dodge	108	1 in 75 miles and 90 mins	0	108	100.0	0	0.0	15.8	17.7
	Faribault	149	1 in 75 miles and 90 mins	0	149	100.0	0	0.0	30.2	32.9
	Fillmore	111	1 in 75 miles and 90 mins	0	111	100.0	0	0.0	33.8	36.8
	Freeborn	323	1 in 75 miles and 90 mins	2	323	100.0	0	0.0	7.4	8.1
	Goodhue	225	1 in 75 miles and 100 mins	0	225	100.0	0	0.0	23.6	26.2
	Houston	185	1 in 75 miles and 90 mins	0	185	100.0	0	0.0	58.3	63.5
	Le Sueur	138	1 in 75 miles and 100 mins	0	138	100.0	0	0.0	20.5	22.3
	Martin	195	1 in 75 miles and 90 mins	0	195	100.0	0	0.0	45.7	49.8
	Mower	455	1 in 75 miles and 100 mins	2	455	100.0	0	0.0	7.9	8.6
	Nicollet	162	1 in 75 miles and 100 mins	0	162	100.0	0	0.0	9.1	9.8
	Olmsted	716	1 in 45 miles and 70 mins	7	716	100.0	0	0.0	4.4	5.0
	Rice	319	1 in 45 miles and 70 mins	0	319	100.0	0	0.0	16.0	17.5
	Steele	194	1 in 75 miles and 100 mins	2	194	100.0	0	0.0	5.4	5.9
	Wabasha	105	1 in 75 miles and 90 mins	0	105	100.0	0	0.0	23.8	26.1
	Waseca	209	1 in 75 miles and 90 mins	0	209	100.0	0	0.0	16.3	17.7
	Watonwan	130	1 in 75 miles and 90 mins	0	130	100.0	0	0.0	27.5	30.0
	Winona	245	1 in 75 miles and 100 mins	0	245	100.0	0	0.0	34.9	38.0
	Grand Totals	1,767	1 in 75 miles and 100 mins	7	1,767	100.0	0	0.0	14.3	15.6
		1,653	1 in 75 miles and 90 mins	4	1,653	100.0	0	0.0	26.0	28.4
		1,035	1 in 45 miles and 70 mins	7	1,035	100.0	0	0.0	8.0	8.8

Mammography/Engage by Medica/MNN014

July 3, 2025

Created by...
Medica

Engage by Medica MNN014
Mammography

27 providers at 27 locations

- All providers

Mammography

Employee Group

National Proxy Census (Engage by Medica MNN014)

Provider Group

Engage by Medica MNN014
Mammography (Medica Regional Service Area)

4,455 enrollee locations

- ◆ With access (4,455)
- Without access (0)

The Access Standard is defined as (National Proxy Census (Engage by Medica MNN014)) enrollees accessing in:

Large Metro areas...

1 (Engage by Medica MNN014 Mammography (Medica Regional Service Area)) provider in 10 miles and 20 minutes

Metro areas...

1 (Engage by Medica MNN014 Mammography (Medica Regional Service Area)) provider in 30 miles and 45 minutes

Micro areas...

1 (Engage by Medica MNN014 Mammography (Medica Regional Service Area)) provider in 60 miles and 80 minutes

Rural areas...

1 (Engage by Medica MNN014 Mammography (Medica Regional Service Area)) provider in 60 miles and 75 minutes

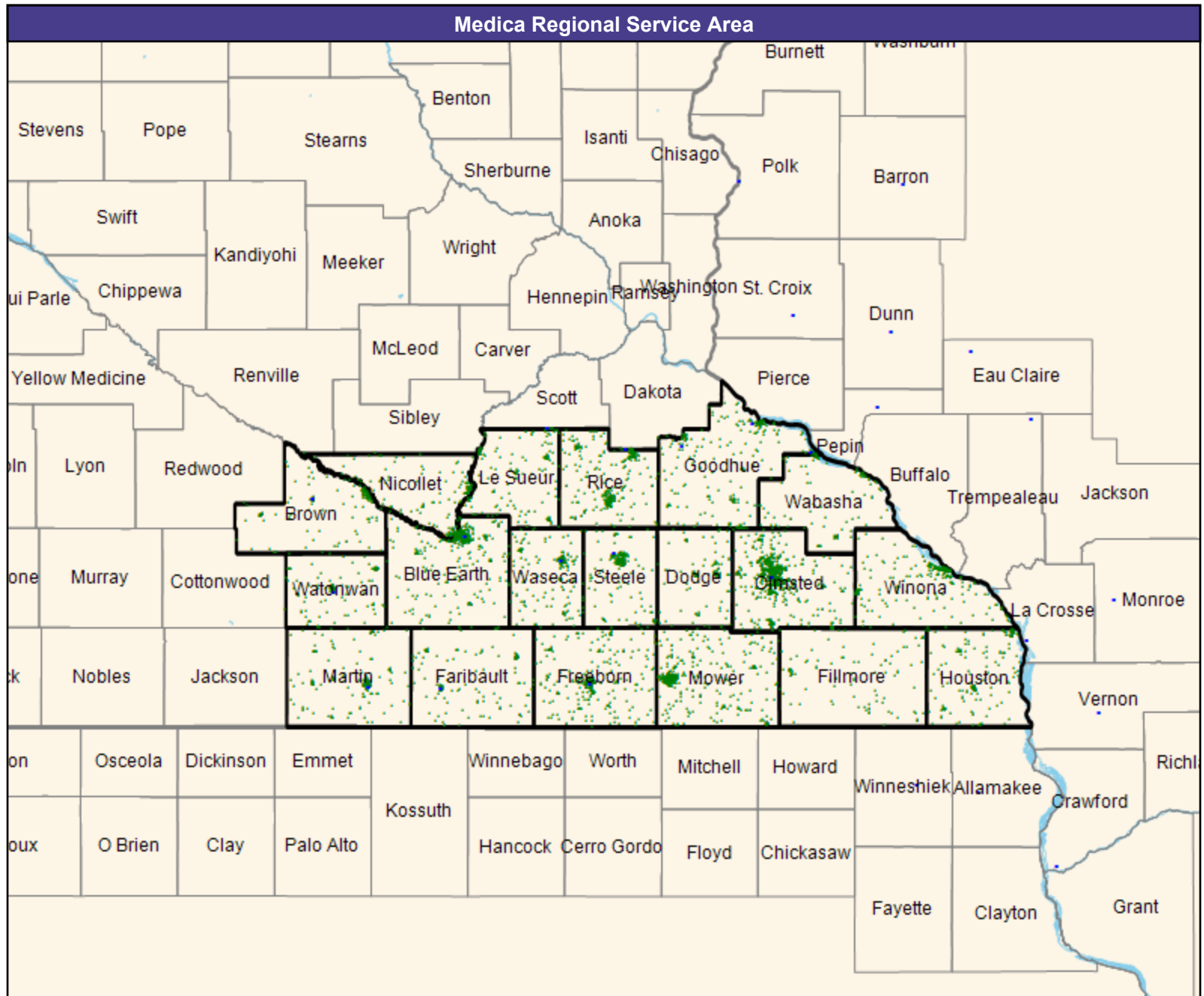
CEAC areas...

1 (Engage by Medica MNN014 Mammography (Medica Regional Service Area)) provider in 100 miles and 110 minutes

Service Areas

- Engage by Medica MNN014

35.05 miles



Access Detail By County

July 3, 2025

Created by...
Medica

Access Analysis
Mammography
Enrollee / Provider Groups
National Proxy Census (Engage by Medica MNN014)
Engage by Medica MNN014
Mammography (Medica Regional Service Area)

¹ Access Standard Criteria Abbreviations:

L: Large Metro
M: Metro
I: Micro
R: Rural
C: CEAC

All Enrollees										
State Name	County	Enrollee	Provider	Counts	With Access		Without Access		Average Distance	Average Time
		#	Standard ¹	#	#	%	#	%	1	1
Minnesota	Blue Earth	348	1 in 60 miles and 80 mins	1	348	100.0	0	0.0	7.5	8.1
	Brown	138	1 in 60 miles and 75 mins	1	138	100.0	0	0.0	12.1	13.2
	Dodge	108	1 in 60 miles and 75 mins	0	108	100.0	0	0.0	17.9	19.5
	Faribault	149	1 in 60 miles and 75 mins	1	149	100.0	0	0.0	12.2	13.3
	Fillmore	111	1 in 60 miles and 75 mins	0	111	100.0	0	0.0	28.1	30.6
	Freeborn	323	1 in 60 miles and 75 mins	1	323	100.0	0	0.0	7.9	8.7
	Goodhue	225	1 in 60 miles and 80 mins	3	225	100.0	0	0.0	9.2	10.0
	Houston	185	1 in 60 miles and 80 mins	0	185	100.0	0	0.0	16.2	17.6
	Le Sueur	138	1 in 60 miles and 80 mins	0	138	100.0	0	0.0	12.8	14.0
	Martin	195	1 in 60 miles and 75 mins	1	195	100.0	0	0.0	8.1	8.8
	Mower	455	1 in 60 miles and 80 mins	0	455	100.0	0	0.0	23.8	26.0
	Nicollet	162	1 in 60 miles and 80 mins	0	162	100.0	0	0.0	11.7	12.7
	Olmsted	716	1 in 30 miles and 45 mins	1	716	100.0	0	0.0	6.1	6.8
	Rice	319	1 in 30 miles and 45 mins	0	319	100.0	0	0.0	10.2	11.1
	Steele	194	1 in 60 miles and 80 mins	1	194	100.0	0	0.0	7.5	8.1
	Wabasha	105	1 in 60 miles and 75 mins	0	105	100.0	0	0.0	15.6	17.0
	Waseca	209	1 in 60 miles and 75 mins	1	209	100.0	0	0.0	7.2	7.8
	Watonwan	130	1 in 60 miles and 75 mins	1	130	100.0	0	0.0	8.3	9.0
	Winona	245	1 in 60 miles and 80 mins	0	245	100.0	0	0.0	30.0	32.6
Grand Totals		1,767	1 in 60 miles and 80 mins	5	1,767	100.0	0	0.0	15.8	17.2
		1,653	1 in 60 miles and 75 mins	6	1,653	100.0	0	0.0	12.0	13.1
		1,035	1 in 30 miles and 45 mins	1	1,035	100.0	0	0.0	7.4	8.1

Outpatient Infusion/Chemotherapy/Engage by Medica/MNN014

July 3, 2025

Created by...
Medica

Engage by Medica MNN014 Outpatient
Infusion/Chemotherapy

25 providers at 25 locations

■ All providers

Outpatient Infusion/Chemotherapy

Employee Group

National Proxy Census (Engage by
Medica MNN014)

Provider Group

Engage by Medica MNN014 Outpatient
Infusion/Chemotherapy (Medica
Regional Service Area)

4,455 enrollee locations

◆ With access (4,455)

● Without access (0)

The Access Standard is defined as
(National Proxy Census (Engage by
Medica MNN014)) enrollees accessing in:

Large Metro areas...

1 (Engage by Medica MNN014
Outpatient Infusion/Chemotherapy
(Medica Regional Service Area))
provider in 10 miles and 20 minutes

Metro areas...

1 (Engage by Medica MNN014
Outpatient Infusion/Chemotherapy
(Medica Regional Service Area))
provider in 30 miles and 45 minutes

Micro areas...

1 (Engage by Medica MNN014
Outpatient Infusion/Chemotherapy
(Medica Regional Service Area))
provider in 60 miles and 80 minutes

Rural areas...

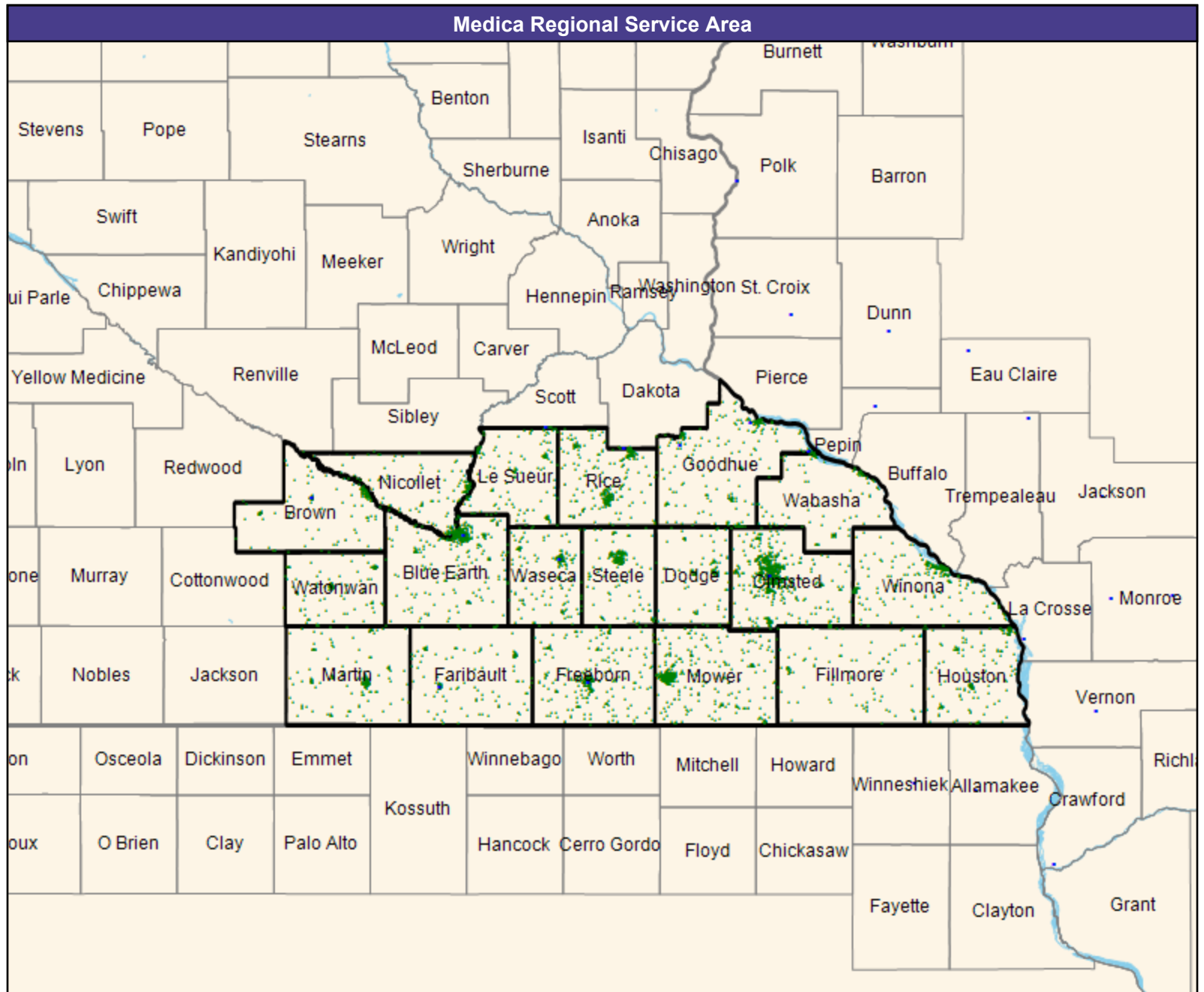
1 (Engage by Medica MNN014
Outpatient Infusion/Chemotherapy
(Medica Regional Service Area))
provider in 60 miles and 75 minutes

CEAC areas...

1 (Engage by Medica MNN014
Outpatient Infusion/Chemotherapy
(Medica Regional Service Area))
provider in 100 miles and 110
minutes

Service Areas

□ Engage by Medica MNN014



Access Detail By County

July 3, 2025

Created by...
Medica

Access Analysis
Outpatient Infusion/Chemotherapy
Enrollee / Provider Groups
National Proxy Census (Engage by Medica MNN014)
Engage by Medica MNN014
Outpatient Infusion/Chemotherapy (Medica Regional Service Area)

¹ Access Standard Criteria Abbreviations:

- L: Large Metro
- M: Metro
- I: Micro
- R: Rural
- C: CEAC

All Enrollees										
State Name	County	Enrollee	Provider	Counts	With Access		Without Access		Average Distance	Average Time
		#	Standard ¹	#	#	%	#	%	1	1
Minnesota	Blue Earth	348	1 in 60 miles and 80 mins	1	348	100.0	0	0.0	7.6	8.3
	Brown	138	1 in 60 miles and 75 mins	1	138	100.0	0	0.0	12.4	13.5
	Dodge	108	1 in 60 miles and 75 mins	0	108	100.0	0	0.0	19.0	20.7
	Faribault	149	1 in 60 miles and 75 mins	1	149	100.0	0	0.0	12.2	13.3
	Fillmore	111	1 in 60 miles and 75 mins	0	111	100.0	0	0.0	28.1	30.6
	Freeborn	323	1 in 60 miles and 75 mins	1	323	100.0	0	0.0	8.0	8.7
	Goodhue	225	1 in 60 miles and 80 mins	3	225	100.0	0	0.0	9.2	10.0
	Houston	185	1 in 60 miles and 80 mins	0	185	100.0	0	0.0	16.2	17.6
	Le Sueur	138	1 in 60 miles and 80 mins	0	138	100.0	0	0.0	12.8	14.0
	Martin	195	1 in 60 miles and 75 mins	0	195	100.0	0	0.0	23.8	25.9
	Mower	455	1 in 60 miles and 80 mins	0	455	100.0	0	0.0	23.8	26.0
	Nicollet	162	1 in 60 miles and 80 mins	0	162	100.0	0	0.0	11.7	12.7
	Olmsted	716	1 in 30 miles and 45 mins	1	716	100.0	0	0.0	6.1	6.8
	Rice	319	1 in 30 miles and 45 mins	0	319	100.0	0	0.0	11.2	12.2
	Steele	194	1 in 60 miles and 80 mins	0	194	100.0	0	0.0	16.8	18.3
	Wabasha	105	1 in 60 miles and 75 mins	0	105	100.0	0	0.0	15.6	17.0
	Waseca	209	1 in 60 miles and 75 mins	1	209	100.0	0	0.0	7.2	7.8
	Watonwan	130	1 in 60 miles and 75 mins	0	130	100.0	0	0.0	25.9	28.2
	Winona	245	1 in 60 miles and 80 mins	0	245	100.0	0	0.0	30.0	32.6
	Grand Totals		1,767	1 in 60 miles and 80 mins	4	1,767	100.0	0	0.0	16.9
		1,653	1 in 60 miles and 75 mins	4	1,653	100.0	0	0.0	15.4	16.7
		1,035	1 in 30 miles and 45 mins	1	1,035	100.0	0	0.0	7.7	8.4

Skilled Nursing Facilities/Engage by Medica/MNN014

July 3, 2025

Created by...
Medica

Engage by Medica MNN014 Skilled Nursing Facilities

429 providers at 428 locations

■ All providers

Skilled Nursing Facilities

Employee Group

National Proxy Census (Engage by Medica MNN014)

Provider Group

Engage by Medica MNN014 Skilled Nursing Facilities (Medica Regional Service Area)

4,455 enrollee locations

◆ With access (4,455)

● Without access (0)

The Access Standard is defined as (National Proxy Census (Engage by Medica MNN014)) enrollees accessing in:

Large Metro areas...

1 (Engage by Medica MNN014 Skilled Nursing Facilities (Medica Regional Service Area)) provider in 10 miles and 20 minutes

Metro areas...

1 (Engage by Medica MNN014 Skilled Nursing Facilities (Medica Regional Service Area)) provider in 30 miles and 45 minutes

Micro areas...

1 (Engage by Medica MNN014 Skilled Nursing Facilities (Medica Regional Service Area)) provider in 60 miles and 80 minutes

Rural areas...

1 (Engage by Medica MNN014 Skilled Nursing Facilities (Medica Regional Service Area)) provider in 60 miles and 75 minutes

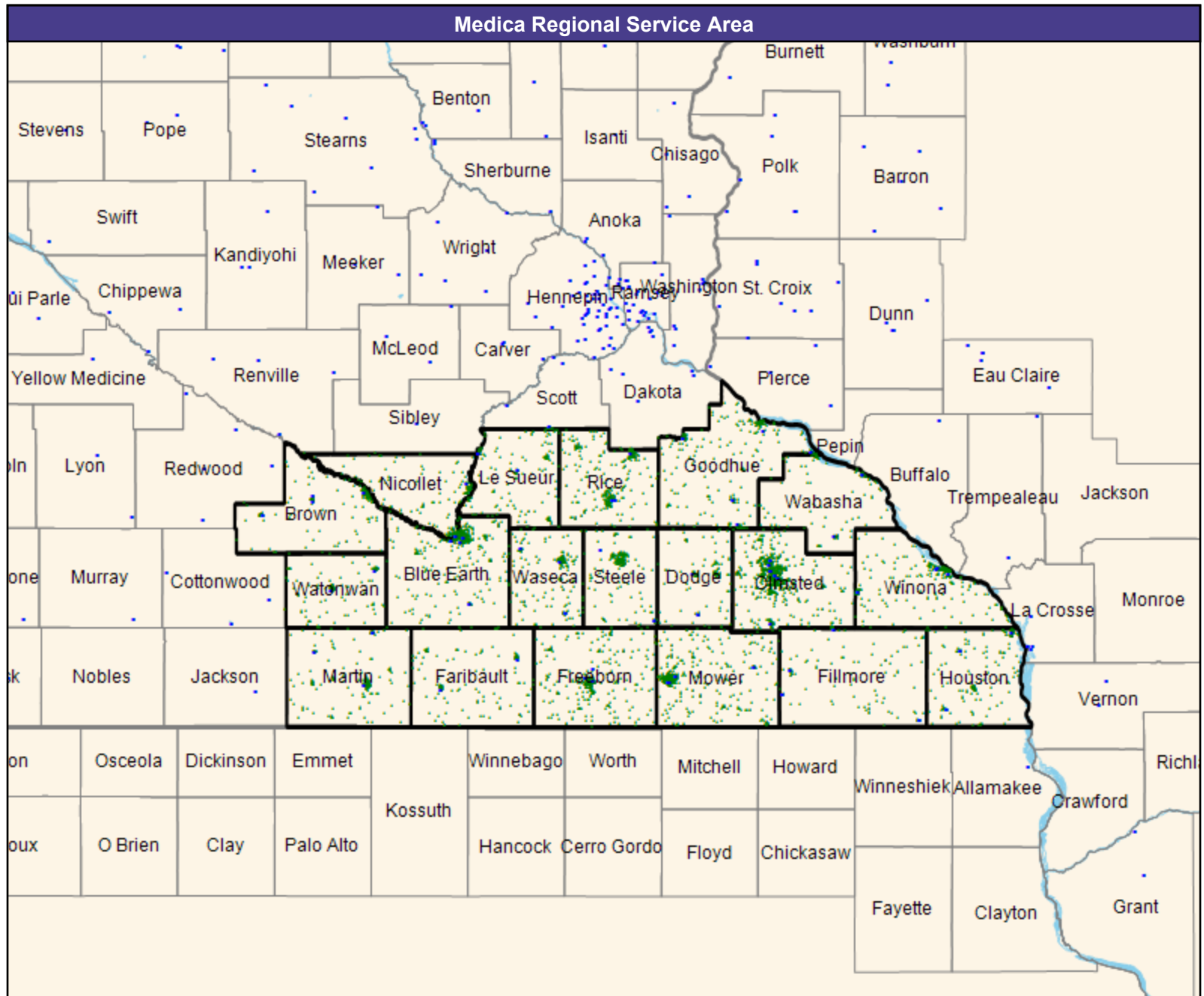
CEAC areas...

1 (Engage by Medica MNN014 Skilled Nursing Facilities (Medica Regional Service Area)) provider in 85 miles and 95 minutes

Service Areas

□ Engage by Medica MNN014

35.05 miles



Access Detail By County

July 3, 2025

Created by...
Medica

Access Analysis
Skilled Nursing Facilities

Enrollee / Provider Groups
National Proxy Census (Engage by Medica MNN014)
Engage by Medica MNN014 Skilled Nursing Facilities (Medica Regional Service Area)

¹ Access Standard Criteria Abbreviations:
L: Large Metro
M: Metro
I: Micro
R: Rural
C: CEAC

All Enrollees										
State Name	County	Enrollee	Provider	Counts	With Access		Without Access		Average Distance	Average Time
		#	Standard ¹	#	#	%	#	%	1	1
Minnesota	Blue Earth	348	1 in 60 miles and 80 mins	5	348	100.0	0	0.0	4.7	5.1
	Brown	138	1 in 60 miles and 75 mins	4	138	100.0	0	0.0	3.9	4.2
	Dodge	108	1 in 60 miles and 75 mins	2	108	100.0	0	0.0	6.0	6.5
	Faribault	149	1 in 60 miles and 75 mins	2	149	100.0	0	0.0	7.2	7.8
	Fillmore	111	1 in 60 miles and 75 mins	4	111	100.0	0	0.0	9.0	9.8
	Freeborn	323	1 in 60 miles and 75 mins	3	323	100.0	0	0.0	6.0	6.6
	Goodhue	225	1 in 60 miles and 80 mins	5	225	100.0	0	0.0	5.2	5.6
	Houston	185	1 in 60 miles and 75 mins	3	185	100.0	0	0.0	6.3	6.8
	Le Sueur	138	1 in 60 miles and 80 mins	2	138	100.0	0	0.0	6.1	6.6
	Martin	195	1 in 60 miles and 75 mins	3	195	100.0	0	0.0	5.0	5.4
	Mower	455	1 in 60 miles and 80 mins	4	455	100.0	0	0.0	4.5	4.9
	Nicollet	162	1 in 60 miles and 80 mins	1	162	100.0	0	0.0	5.0	5.4
	Olmsted	716	1 in 30 miles and 45 mins	7	716	100.0	0	0.0	3.3	3.8
	Rice	319	1 in 30 miles and 45 mins	3	319	100.0	0	0.0	5.1	5.5
	Steele	194	1 in 60 miles and 80 mins	2	194	100.0	0	0.0	7.1	7.7
	Wabasha	105	1 in 60 miles and 75 mins	2	105	100.0	0	0.0	5.3	5.7
	Waseca	209	1 in 60 miles and 75 mins	3	209	100.0	0	0.0	3.7	4.0
	Watonwan	130	1 in 60 miles and 75 mins	2	130	100.0	0	0.0	4.5	4.8
	Winona	245	1 in 60 miles and 80 mins	4	245	100.0	0	0.0	4.5	4.8
Grand Totals		1,767	1 in 60 miles and 80 mins	23	1,767	100.0	0	0.0	5.1	5.5
		1,653	1 in 60 miles and 75 mins	28	1,653	100.0	0	0.0	5.6	6.1
		1,035	1 in 30 miles and 45 mins	10	1,035	100.0	0	0.0	3.8	4.3

Substance Use Disorder (Outpatient)/Engage by Medica/MNN014

July 3, 2025

Created by...
Medica

Engage by Medica MNN014 Substance Use Disorder (Outpatient)

78 providers at 176 locations

■ All providers

Substance Use Disorder (Outpatient)

Employee Group

National Proxy Census (Engage by Medica MNN014)

Provider Group

Engage by Medica MNN014 Substance Use Disorder (Outpatient) (Medica Regional Service Area)

4,455 enrollee locations

◆ With access (4,455)

● Without access (0)

The Access Standard is defined as (National Proxy Census (Engage by Medica MNN014)) enrollees accessing in:

Large Metro areas...

1 (Engage by Medica MNN014 Substance Use Disorder (Outpatient) (Medica Regional Service Area)) provider in 15 miles and 30 minutes

Metro areas...

1 (Engage by Medica MNN014 Substance Use Disorder (Outpatient) (Medica Regional Service Area)) provider in 45 miles and 70 minutes

Micro areas...

1 (Engage by Medica MNN014 Substance Use Disorder (Outpatient) (Medica Regional Service Area)) provider in 75 miles and 110 minutes

Rural areas...

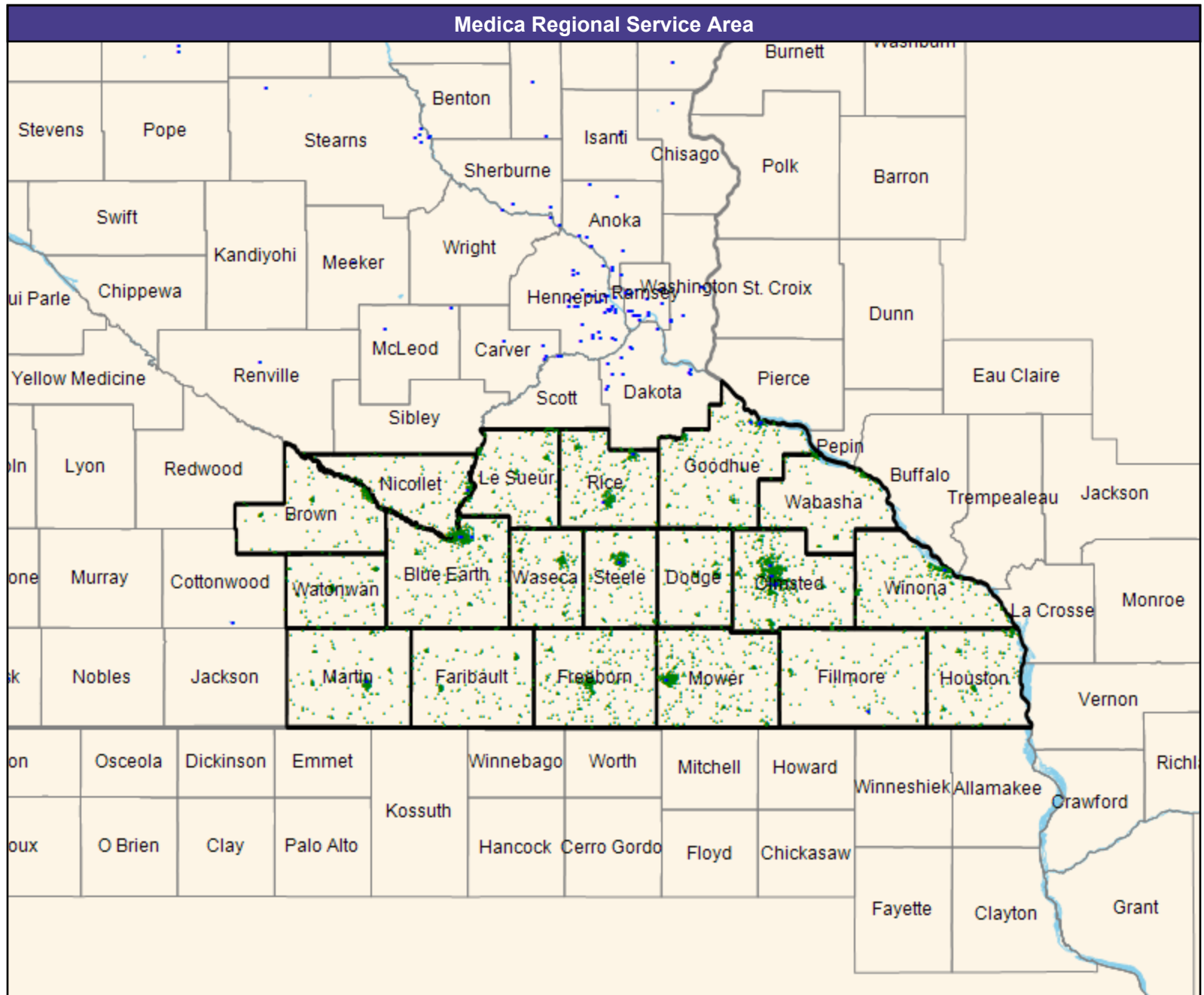
1 (Engage by Medica MNN014 Substance Use Disorder (Outpatient) (Medica Regional Service Area)) provider in 75 miles and 90 minutes

CEAC areas...

1 (Engage by Medica MNN014 Substance Use Disorder (Outpatient) (Medica Regional Service Area)) provider in 140 miles and 155 minutes

Service Areas

□ Engage by Medica MNN014



Access Detail By County

July 3, 2025

Created by...
Medica

Access Analysis
Substance Use Disorder (Outpatient)

Enrollee / Provider Groups
National Proxy Census (Engage by Medica MNN014)
Engage by Medica MNN014
Substance Use Disorder (Outpatient) (Medica Regional Service Area)

¹ Access Standard Criteria Abbreviations:

- L: Large Metro
- M: Metro
- I: Micro
- R: Rural
- C: CEAC

All Enrollees										
State Name	County	Enrollee	Provider	Counts	With Access		Without Access		Average Distance	Average Time
		#	Standard ¹	#	#	%	#	%	1	1
Minnesota	Blue Earth	348	1 in 75 miles and 110 mins	3	348	100.0	0	0.0	7.1	7.7
	Brown	138	1 in 75 miles and 90 mins	0	138	100.0	0	0.0	29.1	31.7
	Dodge	108	1 in 75 miles and 90 mins	0	108	100.0	0	0.0	16.3	18.1
	Faribault	149	1 in 75 miles and 90 mins	0	149	100.0	0	0.0	26.4	28.8
	Fillmore	111	1 in 75 miles and 90 mins	1	111	100.0	0	0.0	16.5	18.0
	Freeborn	323	1 in 75 miles and 90 mins	0	323	100.0	0	0.0	21.0	23.0
	Goodhue	225	1 in 75 miles and 110 mins	3	225	100.0	0	0.0	12.0	13.2
	Houston	185	1 in 75 miles and 90 mins	0	185	100.0	0	0.0	27.3	29.7
	Le Sueur	138	1 in 75 miles and 110 mins	0	138	100.0	0	0.0	15.4	16.7
	Martin	195	1 in 75 miles and 90 mins	1	195	100.0	0	0.0	8.3	9.0
	Mower	455	1 in 75 miles and 110 mins	1	455	100.0	0	0.0	8.4	9.1
	Nicollet	162	1 in 75 miles and 110 mins	1	162	100.0	0	0.0	8.0	8.7
	Olmsted	716	1 in 45 miles and 70 mins	7	716	100.0	0	0.0	4.5	5.1
	Rice	319	1 in 45 miles and 70 mins	2	319	100.0	0	0.0	5.7	6.1
	Steele	194	1 in 75 miles and 110 mins	1	194	100.0	0	0.0	5.8	6.2
	Wabasha	105	1 in 75 miles and 90 mins	0	105	100.0	0	0.0	23.3	26.2
	Waseca	209	1 in 75 miles and 90 mins	0	209	100.0	0	0.0	17.1	18.6
Watonwan	130	1 in 75 miles and 90 mins	0	130	100.0	0	0.0	24.7	26.9	
Winona	245	1 in 75 miles and 110 mins	1	245	100.0	0	0.0	9.5	10.4	
Grand Totals		1,767	1 in 75 miles and 110 mins	10	1,767	100.0	0	0.0	9.0	9.8
		1,653	1 in 75 miles and 90 mins	2	1,653	100.0	0	0.0	20.7	22.6
		1,035	1 in 45 miles and 70 mins	9	1,035	100.0	0	0.0	4.9	5.4

Surgical Services (Outpatient or ASC)/Engage by Medica/MNN014

July 3, 2025

Created by...
Medica

Engage by Medica MNN014 Surgical Services (Outpatient or ASC)

127 providers at 134 locations

■ All providers

Surgical Services (outpatient or ASC)

Employee Group

National Proxy Census (Engage by Medica MNN014)

Provider Group

Engage by Medica MNN014 Surgical Services (Outpatient or ASC) (Medica Regional Service Area)

4,455 enrollee locations

◆ With access (4,455)

● Without access (0)

The Access Standard is defined as (National Proxy Census (Engage by Medica MNN014)) enrollees accessing in:

Large Metro areas...

1 (Engage by Medica MNN014 Surgical Services (Outpatient or ASC) (Medica Regional Service Area)) provider in 10 miles and 20 minutes

Metro areas...

1 (Engage by Medica MNN014 Surgical Services (Outpatient or ASC) (Medica Regional Service Area)) provider in 30 miles and 45 minutes

Micro areas...

1 (Engage by Medica MNN014 Surgical Services (Outpatient or ASC) (Medica Regional Service Area)) provider in 60 miles and 80 minutes

Rural areas...

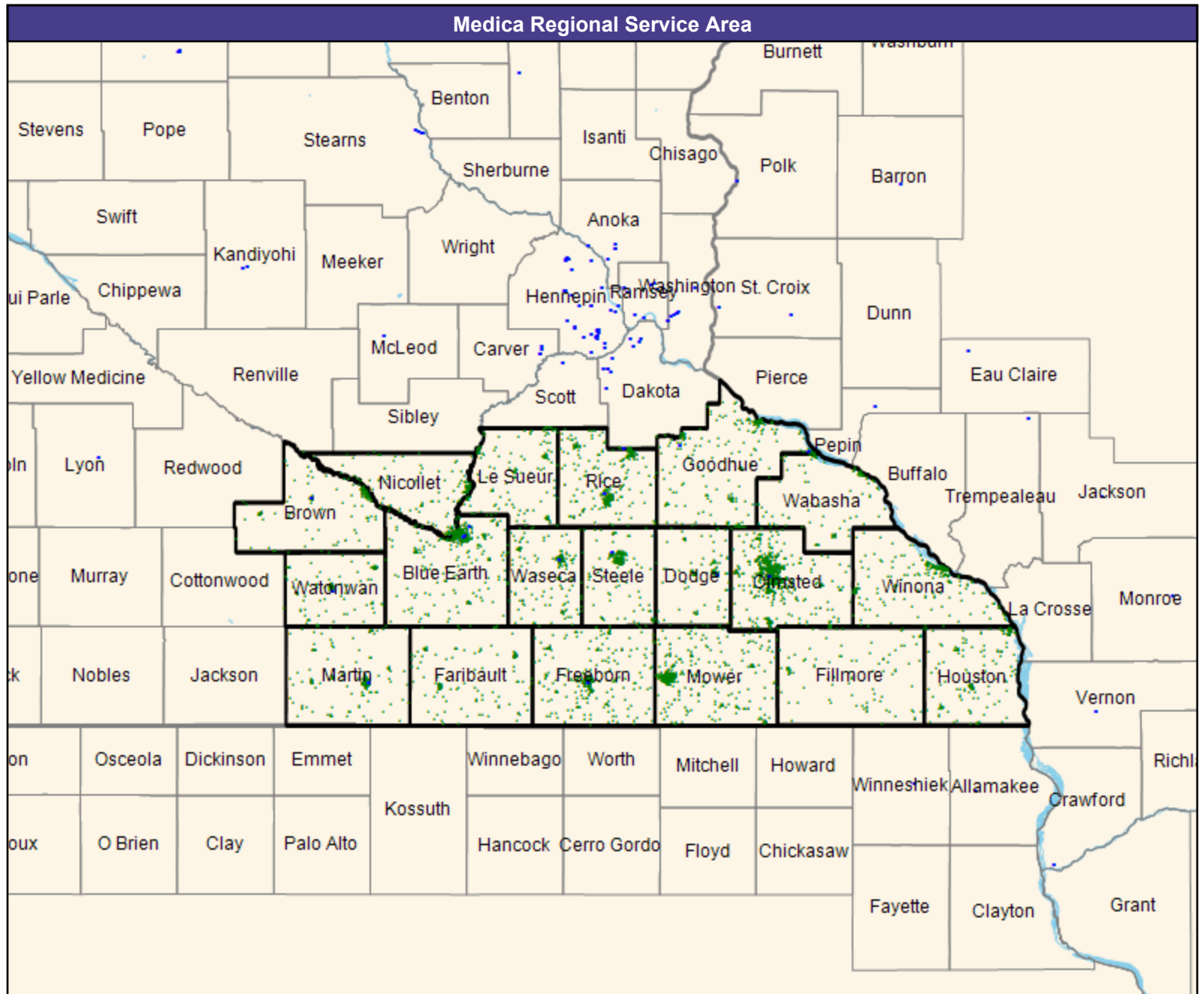
1 (Engage by Medica MNN014 Surgical Services (Outpatient or ASC) (Medica Regional Service Area)) provider in 60 miles and 75 minutes

CEAC areas...

1 (Engage by Medica MNN014 Surgical Services (Outpatient or ASC) (Medica Regional Service Area)) provider in 100 miles and 110 minutes

Service Areas

□ Engage by Medica MNN014



Access Detail By County

July 3, 2025

Created by...
Medica

Access Analysis
Surgical Services (outpatient or ASC)

Enrollee / Provider Groups
National Proxy Census (Engage by Medica MNN014)
Engage by Medica MNN014
Surgical Services (Outpatient or ASC) (Medica Regional Service Area)

¹ Access Standard Criteria Abbreviations:

- L: Large Metro
- M: Metro
- I: Micro
- R: Rural
- C: CEAC

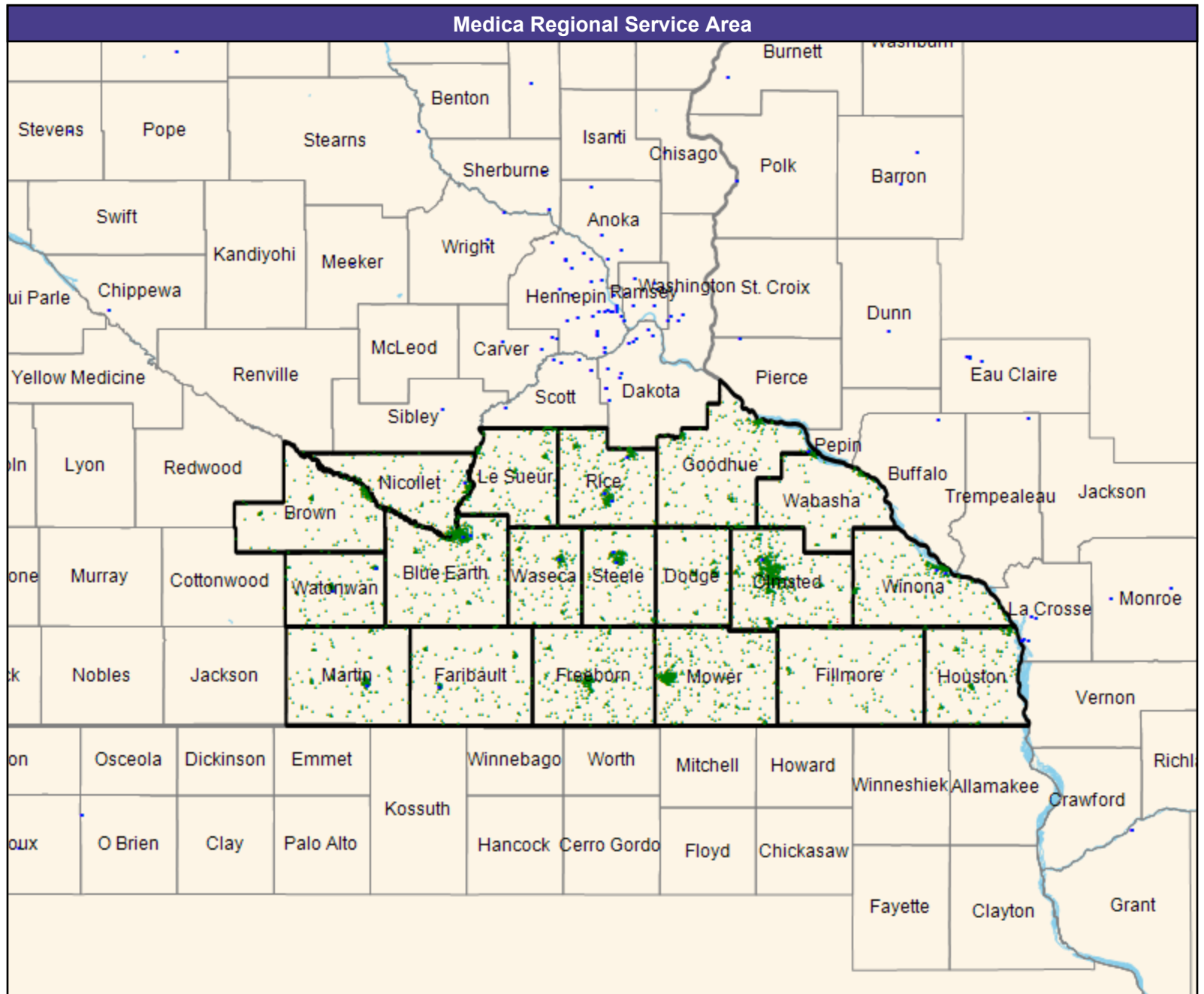
All Enrollees										
State Name	County	Enrollee	Provider	Counts	With Access		Without Access		Average Distance	Average Time
		#	Standard ¹	#	#	%	#	%	1	1
Minnesota	Blue Earth	348	1 in 60 miles and 80 mins	3	348	100.0	0	0.0	7.2	7.8
	Brown	138	1 in 60 miles and 75 mins	1	138	100.0	0	0.0	12.1	13.2
	Dodge	108	1 in 60 miles and 75 mins	1	108	100.0	0	0.0	7.9	8.6
	Faribault	149	1 in 60 miles and 75 mins	0	149	100.0	0	0.0	21.7	23.6
	Fillmore	111	1 in 60 miles and 75 mins	0	111	100.0	0	0.0	28.9	31.5
	Freeborn	323	1 in 60 miles and 75 mins	1	323	100.0	0	0.0	7.9	8.7
	Goodhue	225	1 in 60 miles and 80 mins	2	225	100.0	0	0.0	13.6	14.8
	Houston	185	1 in 60 miles and 75 mins	0	185	100.0	0	0.0	29.8	32.5
	Le Sueur	138	1 in 60 miles and 80 mins	0	138	100.0	0	0.0	17.5	19.0
	Martin	195	1 in 60 miles and 75 mins	1	195	100.0	0	0.0	8.0	8.7
	Mower	455	1 in 60 miles and 80 mins	0	455	100.0	0	0.0	22.8	24.8
	Nicollet	162	1 in 60 miles and 80 mins	0	162	100.0	0	0.0	11.0	11.9
	Olmsted	716	1 in 30 miles and 45 mins	1	716	100.0	0	0.0	6.0	6.6
	Rice	319	1 in 30 miles and 45 mins	1	319	100.0	0	0.0	5.8	6.2
	Steele	194	1 in 60 miles and 80 mins	1	194	100.0	0	0.0	7.5	8.1
	Wabasha	105	1 in 60 miles and 75 mins	0	105	100.0	0	0.0	15.6	17.0
Waseca	209	1 in 60 miles and 75 mins	1	209	100.0	0	0.0	7.2	7.8	
Watonwan	130	1 in 60 miles and 75 mins	1	130	100.0	0	0.0	8.3	9.0	
Winona	245	1 in 60 miles and 80 mins	0	245	100.0	0	0.0	38.1	41.5	
Grand Totals		1,767	1 in 60 miles and 80 mins	6	1,767	100.0	0	0.0	17.5	19.0
		1,653	1 in 60 miles and 75 mins	6	1,653	100.0	0	0.0	13.8	15.0
		1,035	1 in 30 miles and 45 mins	2	1,035	100.0	0	0.0	5.9	6.5

Urgent Care/Engage by Medica/MNN014

- July 3, 2025

- Created by...
Medica

- Engage by Medica MNN014 Urgent Care
135 providers at 164 locations
 - All providers
- Urgent Care
- Employee Group
National Proxy Census (Engage by Medica MNN014)
- Provider Group
Engage by Medica MNN014 Urgent Care (Medica Regional Service Area)
- 4,455 enrollee locations
 - ◆ With access (4,451)
 - Without access (4)
- The Access Standard is defined as (National Proxy Census (Engage by Medica MNN014)) enrollees accessing in:
- Large Metro areas...
1 (Engage by Medica MNN014 Urgent Care (Medica Regional Service Area)) provider in 10 miles and 20 minutes
- Metro areas...
1 (Engage by Medica MNN014 Urgent Care (Medica Regional Service Area)) provider in 30 miles and 45 minutes
- Micro areas...
1 (Engage by Medica MNN014 Urgent Care (Medica Regional Service Area)) provider in 60 miles and 80 minutes
- Rural areas...
1 (Engage by Medica MNN014 Urgent Care (Medica Regional Service Area)) provider in 60 miles and 75 minutes
- CEAC areas...
1 (Engage by Medica MNN014 Urgent Care (Medica Regional Service Area)) provider in 100 miles and 110 minutes
- Service Areas
 - Engage by Medica MNN014



35.05 miles

Access Detail By County

July 3, 2025

Created by...
Medica

Access Analysis
Urgent Care
Enrollee / Provider Groups
National Proxy Census (Engage by Medica MNN014)
Engage by Medica MNN014 Urgent Care (Medica Regional Service Area)

¹ Access Standard Criteria Abbreviations:
L: Large Metro
M: Metro
I: Micro
R: Rural
C: CEAC

All Enrollees										
State Name	County	Enrollee	Provider	Counts	With Access		Without Access		Average Distance	Average Time
		#	Standard ¹	#	#	%	#	%	1	1
Minnesota	Blue Earth	348	1 in 60 miles and 80 mins	2	348	100.0	0	0.0	6.5	7.0
	Brown	138	1 in 60 miles and 75 mins	0	138	100.0	0	0.0	22.6	24.6
	Dodge	108	1 in 60 miles and 75 mins	0	108	100.0	0	0.0	17.1	19.8
	Faribault	149	1 in 60 miles and 75 mins	1	149	100.0	0	0.0	12.8	13.9
	Fillmore	111	1 in 60 miles and 75 mins	0	111	100.0	0	0.0	33.4	38.0
	Freeborn	323	1 in 60 miles and 75 mins	0	323	100.0	0	0.0	30.0	32.7
	Goodhue	225	1 in 60 miles and 80 mins	1	225	100.0	0	0.0	17.3	19.2
	Houston	185	1 in 60 miles and 75 mins	0	185	100.0	0	0.0	17.3	18.8
	Le Sueur	138	1 in 60 miles and 80 mins	0	138	100.0	0	0.0	13.5	14.6
	Martin	195	1 in 60 miles and 75 mins	1	195	100.0	0	0.0	8.0	8.7
	Mower	455	1 in 60 miles and 80 mins	0	455	100.0	0	0.0	34.8	39.0
	Nicollet	162	1 in 60 miles and 80 mins	1	162	100.0	0	0.0	8.3	9.1
	Olmsted	716	1 in 30 miles and 45 mins	1	712	99.4	4	0.6	8.2	9.9
	Rice	319	1 in 30 miles and 45 mins	3	319	100.0	0	0.0	5.4	5.8
	Steele	194	1 in 60 miles and 80 mins	2	194	100.0	0	0.0	5.7	6.1
	Wabasha	105	1 in 60 miles and 75 mins	0	105	100.0	0	0.0	14.8	16.7
	Waseca	209	1 in 60 miles and 75 mins	1	209	100.0	0	0.0	7.2	7.8
	Watonwan	130	1 in 60 miles and 75 mins	2	130	100.0	0	0.0	5.5	5.9
Winona	245	1 in 60 miles and 80 mins	2	245	100.0	0	0.0	8.4	9.1	
Grand Totals		1,767	1 in 60 miles and 80 mins	8	1,767	100.0	0	0.0	16.0	17.8
		1,653	1 in 60 miles and 75 mins	5	1,653	100.0	0	0.0	17.4	19.2
		1,035	1 in 30 miles and 45 mins	4	1,031	99.6	4	0.4	7.3	8.7