

Service Area Map/VantagePlus with Medica/MNN006

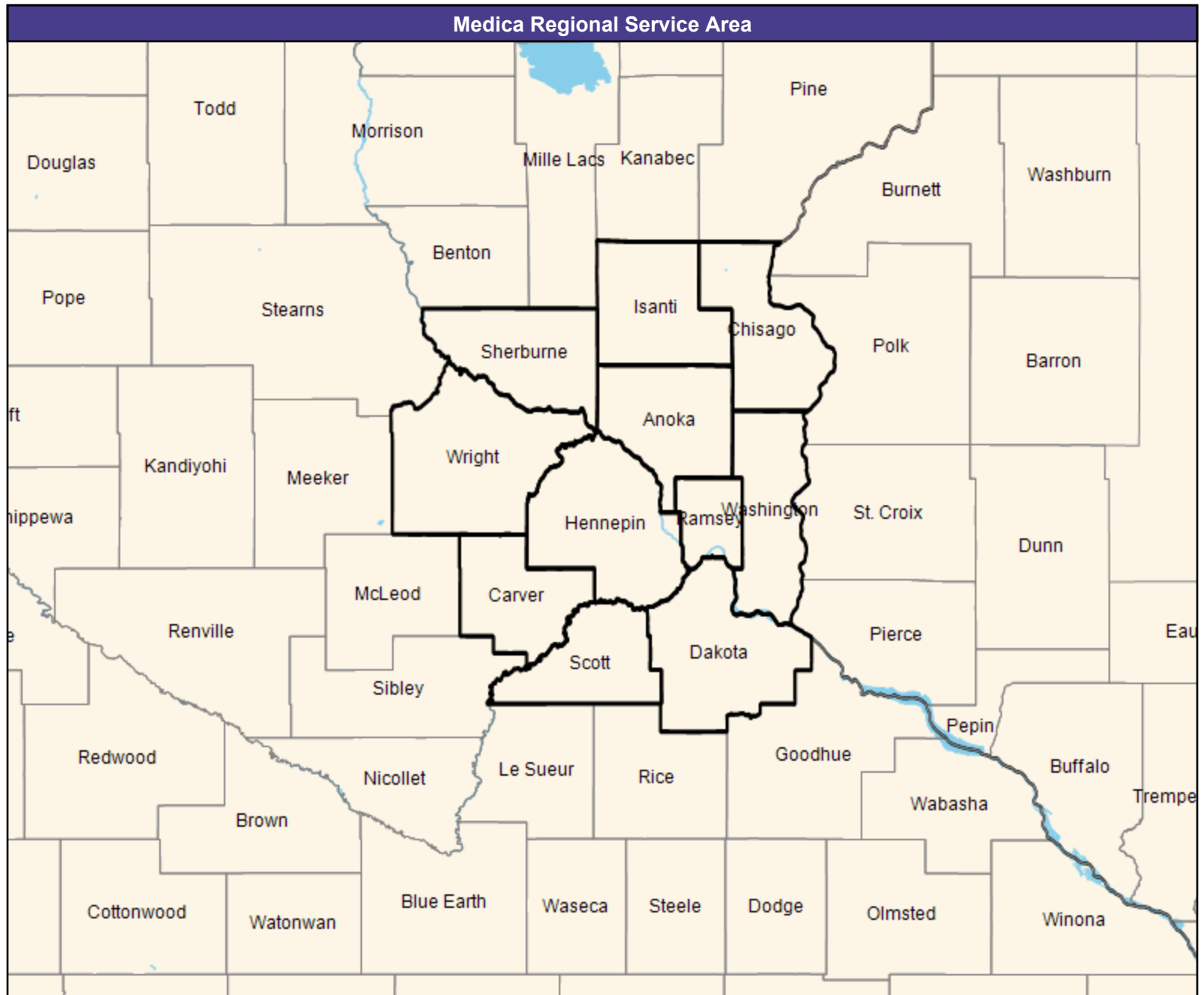
July 2, 2024

Created by...
Medica

Service Areas

- VantagePlus with Medica MNN006

25.67 miles



General Hospital Facilities/VantagePlus with Medica/MNN006

July 2, 2024

Created by...
Medica

VantagePlus with Medica MNN006
General Hospital Facilities

12 providers at 14 locations

■ All providers

General Hospital Facilities

Employee Group

National Proxy Census (VantagePlus
with Medica MNN006)

Provider Group

VantagePlus with Medica MNN006
General Hospital Facilities (Medica
Regional Service Area)

15,406 eligible locations

◆ With access (15,116)

● Without access (290)

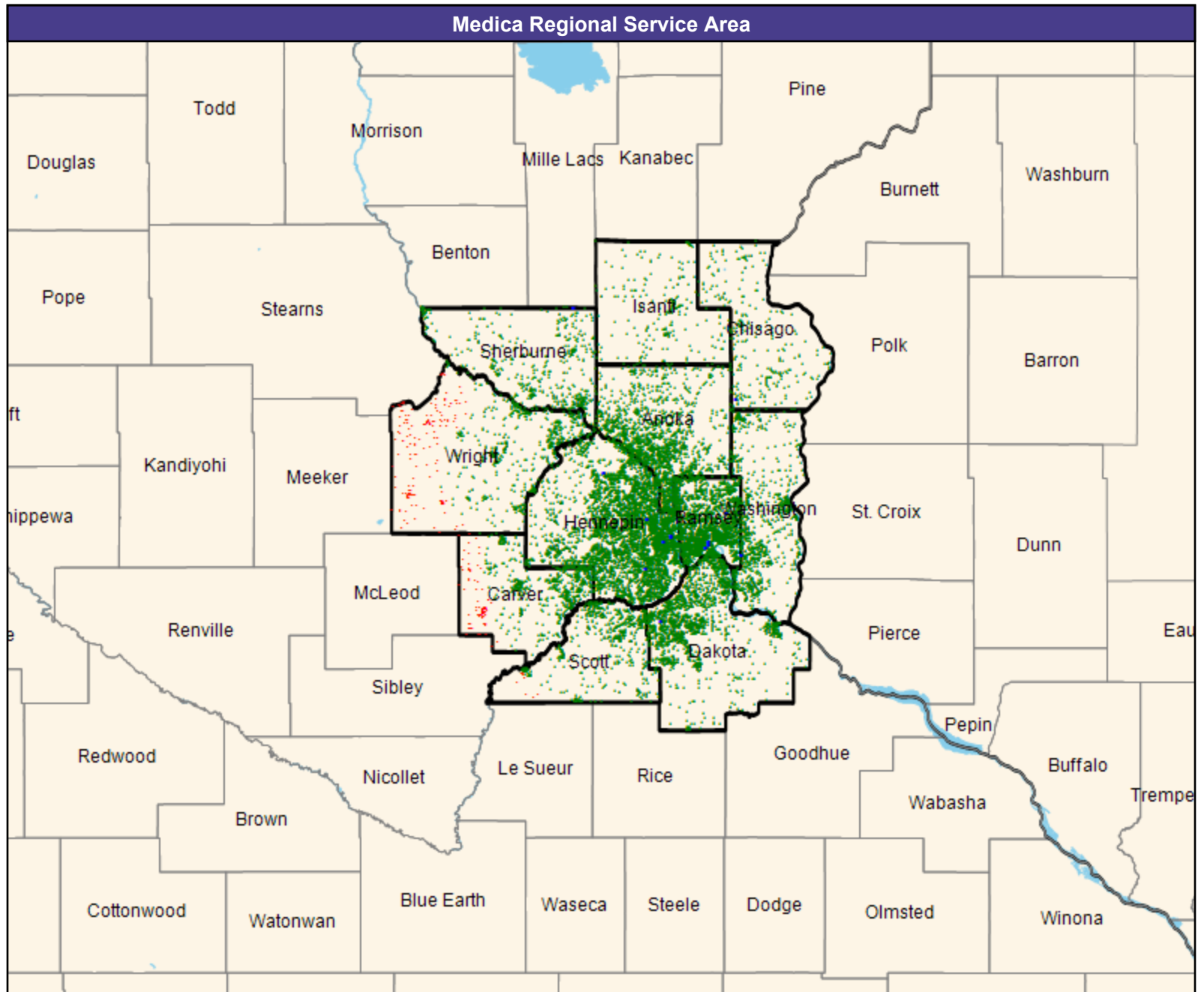
The Access Standard is defined as
(National Proxy Census (VantagePlus
with Medica MNN006)) eligibles
accessing:

1 (VantagePlus with Medica MNN006
General Hospital Facilities (Medica
Regional Service Area)) provider in 30
miles or 30 minutes

Service Areas

□ VantagePlus with Medica MNN006

25.67 miles



Access Detail By County

July 2, 2024

Created by...
Medica

Access Analysis
General Hospital Facilities

Eligible / Provider Groups

- National Proxy Census (VantagePlus with Medica MNN006)
- VantagePlus with Medica MNN006 General Hospital Facilities (Medica Regional Service Area)

All Eligibles										
State Name	County	Eligible	Provider	Counts	With Access		Without Access		Average Distance	Average Time
		#	Standard	#	#	%	#	%	1	1
Minnesota	Anoka	1,740	1 in 30 miles or 30 mins	0	1,740	100.0	0	0.0	11.8	15.6
	Carver	795	1 in 30 miles or 30 mins	0	683	85.9	112	14.1	20.9	27.9
	Chisago	271	1 in 30 miles or 30 mins	1	271	100.0	0	0.0	14.9	16.2
	Dakota	1,818	1 in 30 miles or 30 mins	1	1,818	100.0	0	0.0	8.1	10.5
	Hennepin	5,098	1 in 30 miles or 30 mins	8	5,098	100.0	0	0.0	5.7	9.1
	Isanti	226	1 in 30 miles or 30 mins	0	226	100.0	0	0.0	17.6	19.1
	Ramsey	2,586	1 in 30 miles or 30 mins	6	2,586	100.0	0	0.0	3.9	6.4
	Scott	601	1 in 30 miles or 30 mins	0	592	98.5	9	1.5	13.4	16.2
	Sherburne	498	1 in 30 miles or 30 mins	1	498	100.0	0	0.0	16.3	18.0
	Washington	1,030	1 in 30 miles or 30 mins	1	1,030	100.0	0	0.0	7.6	9.4
	Wright	743	1 in 30 miles or 30 mins	0	574	77.3	169	22.7	23.3	27.5
	Grand Totals	15,406	1 in 30 miles or 30 mins	18	15,116	98.1	290	1.9	9.1	12.3

Emergency Medicine Providers /VantagePlus with Medica/MNN006

July 2, 2024

Created by...
Medica

VantagePlus with Medica MNN006
Emergency Medicine Providers

731 providers at 11 locations

- All providers

Emergency Medicine Providers

Employee Group

National Proxy Census (VantagePlus with Medica MNN006)

Provider Group

VantagePlus with Medica MNN006
Emergency Medicine Providers
(Medica Regional Service Area)

15,406 eligible locations

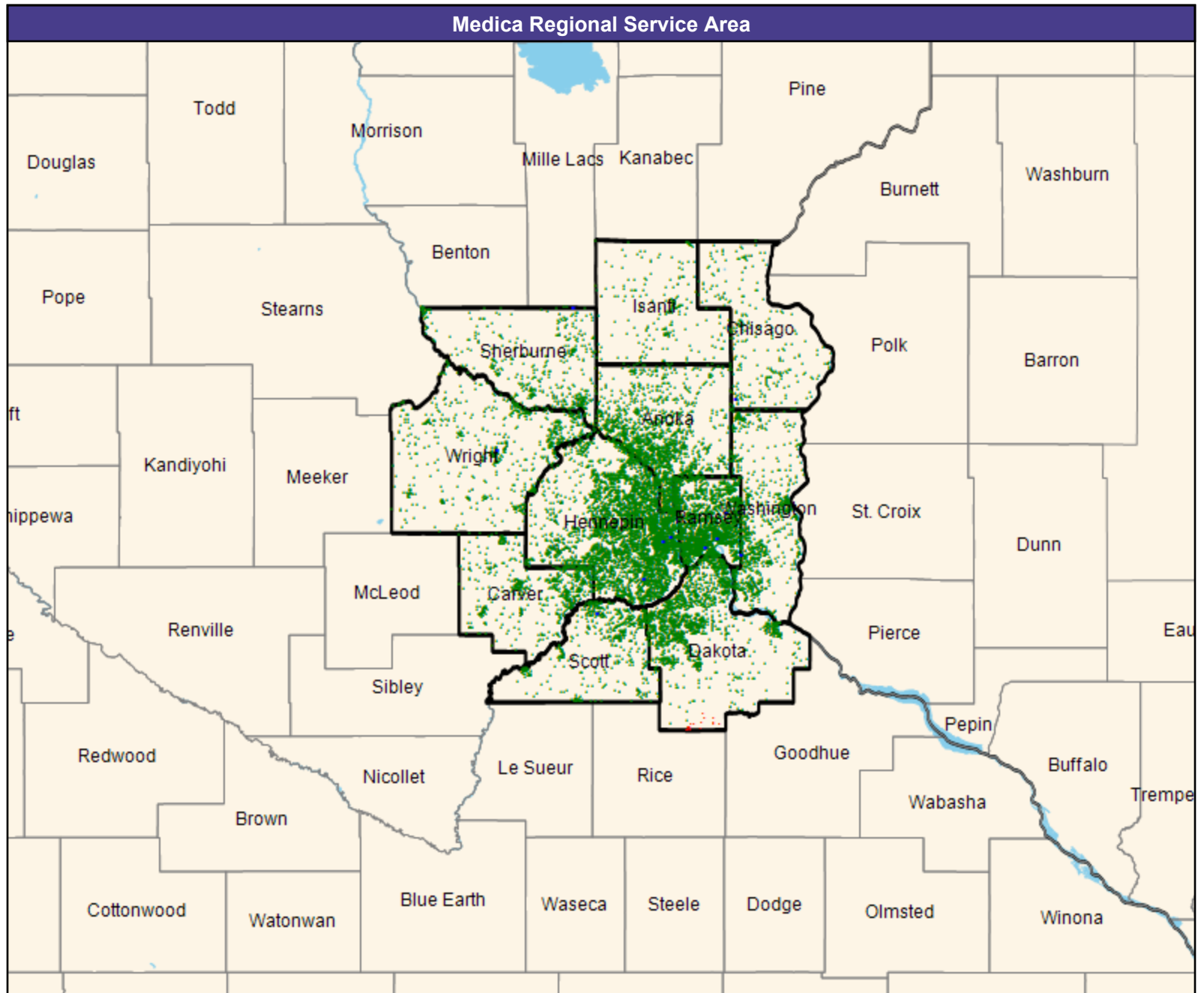
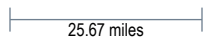
- ◆ With access (15,388)
- Without access (18)

The Access Standard is defined as
(National Proxy Census (VantagePlus with Medica MNN006)) eligibles
accessing:

1 (VantagePlus with Medica MNN006
Emergency Medicine Providers
(Medica Regional Service Area))
provider in 30 miles or 30 minutes

Service Areas

- VantagePlus with Medica MNN006



Access Detail By County

July 2, 2024

Created by...
Medica

Access Analysis
Emergency Medicine Providers

Eligible / Provider Groups
National Proxy Census (VantagePlus with Medica MNN006)
VantagePlus with Medica MNN006
Emergency Medicine Providers
(Medica Regional Service Area)

All Eligibles										
State Name	County	Eligible	Provider	Counts	With Access		Without Access		Average Distance	Average Time
		#	Standard	#	#	%	#	%	1	1
Minnesota	Anoka	1,740	1 in 30 miles or 30 mins	0	1,740	100.0	0	0.0	15.5	20.8
	Carver	795	1 in 30 miles or 30 mins	0	795	100.0	0	0.0	13.5	14.9
	Chisago	271	1 in 30 miles or 30 mins	41	271	100.0	0	0.0	14.9	16.2
	Dakota	1,818	1 in 30 miles or 30 mins	0	1,800	99.0	18	1.0	12.8	17.3
	Hennepin	5,098	1 in 30 miles or 30 mins	562	5,098	100.0	0	0.0	8.8	13.7
	Isanti	226	1 in 30 miles or 30 mins	0	226	100.0	0	0.0	17.6	19.1
	Ramsey	2,586	1 in 30 miles or 30 mins	153	2,586	100.0	0	0.0	3.9	6.4
	Scott	601	1 in 30 miles or 30 mins	46	601	100.0	0	0.0	9.5	10.8
	Sherburne	498	1 in 30 miles or 30 mins	36	498	100.0	0	0.0	15.3	16.6
	Washington	1,030	1 in 30 miles or 30 mins	83	1,030	100.0	0	0.0	7.6	9.4
	Wright	743	1 in 30 miles or 30 mins	31	743	100.0	0	0.0	12.2	13.4
	Grand Totals	15,406	1 in 30 miles or 30 mins	952	15,388	99.9	18	0.1	10.0	13.6

© 2024 Quest Analytics, LLC.

Access Detail By County

July 2, 2024

Created by...
Medica

Access Analysis
 Primary Care Providers
 Eligible / Provider Groups
 National Proxy Census (VantagePlus
 with Medica MNN006)
 VantagePlus with Medica MNN006
 Primary Care Providers (Medica
 Regional Service Area)

All Eligibles										
State Name	County	Eligible	Provider	Counts	With Access		Without Access		Average Distance	Average Time
		#	Standard	#	#	%	#	%	1	1
Minnesota	Anoka	1,740	1 in 30 miles or 30 mins	1,411	1,740	100.0	0	0.0	3.8	4.5
	Carver	795	1 in 30 miles or 30 mins	299	795	100.0	0	0.0	3.8	4.2
	Chisago	271	1 in 30 miles or 30 mins	1,960	271	100.0	0	0.0	5.7	6.2
	Dakota	1,818	1 in 30 miles or 30 mins	2,910	1,818	100.0	0	0.0	2.7	3.2
	Hennepin	5,098	1 in 30 miles or 30 mins	10,211	5,098	100.0	0	0.0	1.6	2.4
	Isanti	226	1 in 30 miles or 30 mins	3	226	100.0	0	0.0	6.9	7.5
	Ramsey	2,586	1 in 30 miles or 30 mins	4,908	2,586	100.0	0	0.0	1.4	2.2
	Scott	601	1 in 30 miles or 30 mins	90	601	100.0	0	0.0	3.7	4.1
	Sherburne	498	1 in 30 miles or 30 mins	1,486	498	100.0	0	0.0	8.3	9.0
	Washington	1,030	1 in 30 miles or 30 mins	2,461	1,030	100.0	0	0.0	2.7	3.2
	Wright	743	1 in 30 miles or 30 mins	226	743	100.0	0	0.0	7.1	7.8
Grand Totals		15,406	1 in 30 miles or 30 mins	25,965	15,406	100.0	0	0.0	2.8	3.5

Mental Health Provider Prescribers/VantagePlus with Medica/MNN006

July 2, 2024

Created by...
Medica

VantagePlus with Medica MNN006
Mental Health Provider Prescribers

810 providers at 225 locations

■ All providers

Mental Health Provider Prescribers

Employee Group

National Proxy Census (VantagePlus
with Medica MNN006)

Provider Group

VantagePlus with Medica MNN006
Mental Health Provider Prescribers
(Medica Regional Service Area)

15,406 eligible locations

◆ With access (15,406)

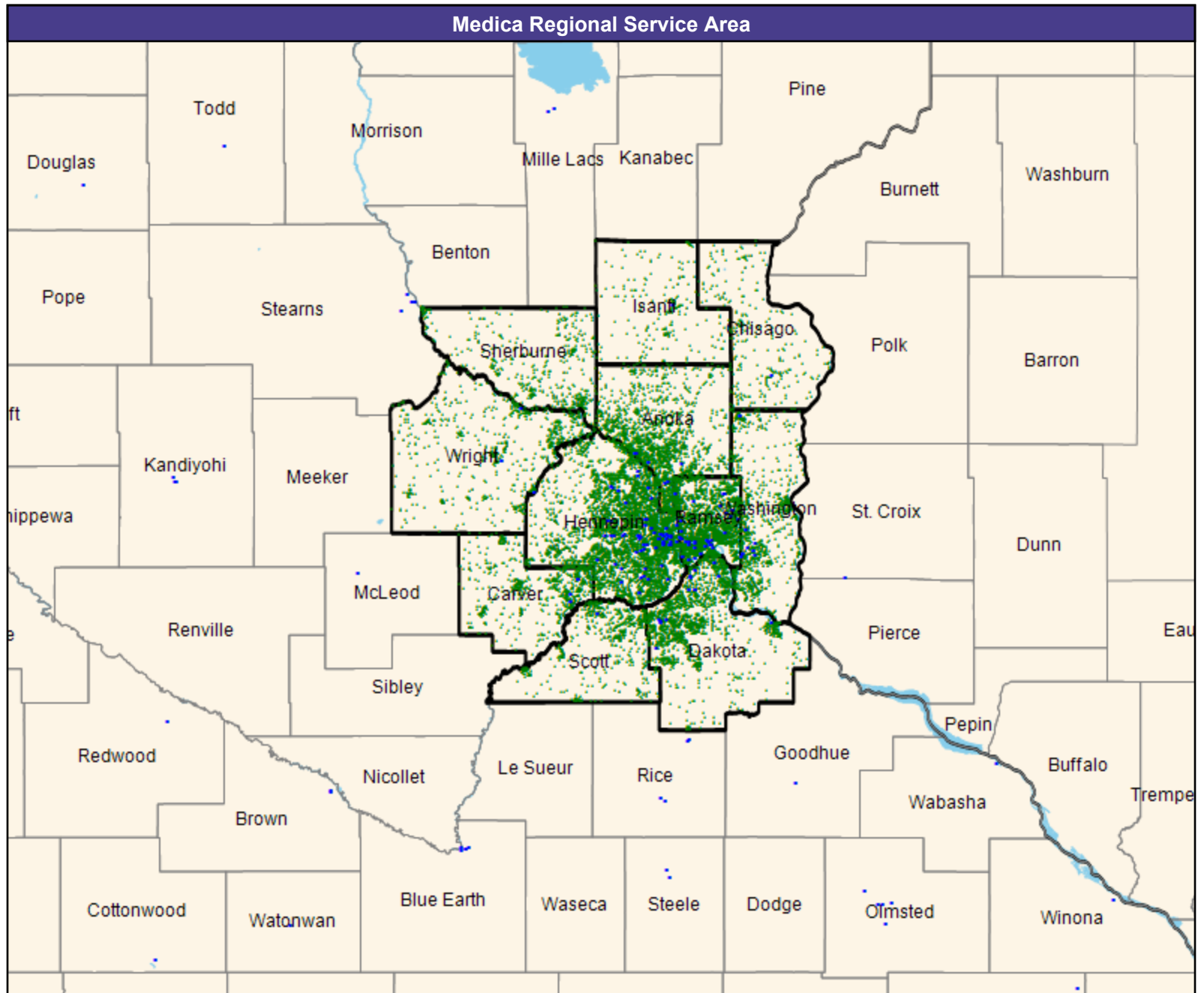
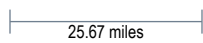
● Without access (0)

The Access Standard is defined as
(National Proxy Census (VantagePlus
with Medica MNN006)) eligibles
accessing:

1 (VantagePlus with Medica MNN006
Mental Health Provider Prescribers
(Medica Regional Service Area))
provider in 30 miles or 30 minutes

Service Areas

□ VantagePlus with Medica MNN006



Access Detail By County

July 2, 2024

Created by...
Medica

Access Analysis
Mental Health Provider Prescribers

Eligible / Provider Groups
National Proxy Census (VantagePlus with Medica MNN006)
VantagePlus with Medica MNN006 Mental Health Provider Prescribers (Medica Regional Service Area)

All Eligibles										
State Name	County	Eligible	Provider	Counts	With Access		Without Access		Average Distance	Average Time
		#	Standard	#	#	%	#	%	1	1
Minnesota	Anoka	1,740	1 in 30 miles or 30 mins	33	1,740	100.0	0	0.0	5.4	6.8
	Carver	795	1 in 30 miles or 30 mins	33	795	100.0	0	0.0	7.6	8.4
	Chisago	271	1 in 30 miles or 30 mins	1	271	100.0	0	0.0	9.6	10.4
	Dakota	1,818	1 in 30 miles or 30 mins	38	1,818	100.0	0	0.0	3.9	4.6
	Hennepin	5,098	1 in 30 miles or 30 mins	218	5,098	100.0	0	0.0	2.2	3.3
	Isanti	226	1 in 30 miles or 30 mins	3	226	100.0	0	0.0	8.0	8.7
	Ramsey	2,586	1 in 30 miles or 30 mins	159	2,586	100.0	0	0.0	1.6	2.5
	Scott	601	1 in 30 miles or 30 mins	1	601	100.0	0	0.0	7.2	8.0
	Sherburne	498	1 in 30 miles or 30 mins	0	498	100.0	0	0.0	11.7	12.9
	Washington	1,030	1 in 30 miles or 30 mins	17	1,030	100.0	0	0.0	5.3	6.4
	Wright	743	1 in 30 miles or 30 mins	16	743	100.0	0	0.0	9.1	10.0
Grand Totals		15,406	1 in 30 miles or 30 mins	519	15,406	100.0	0	0.0	4.2	5.2

Child and Adolescent Psychiatrist/VantagePlus with Medica/MNN006

July 2, 2024

Created by...
Medica

VantagePlus with Medica MNN006 Child and Adolescent Psychiatrist

303 providers at 122 locations

- All providers

Child and Adolescent Psychiatrist

Employee Group

National Proxy Census (VantagePlus with Medica MNN006)

Provider Group

VantagePlus with Medica MNN006 Child and Adolescent Psychiatrist (Medica Regional Service Area)

15,406 eligible locations

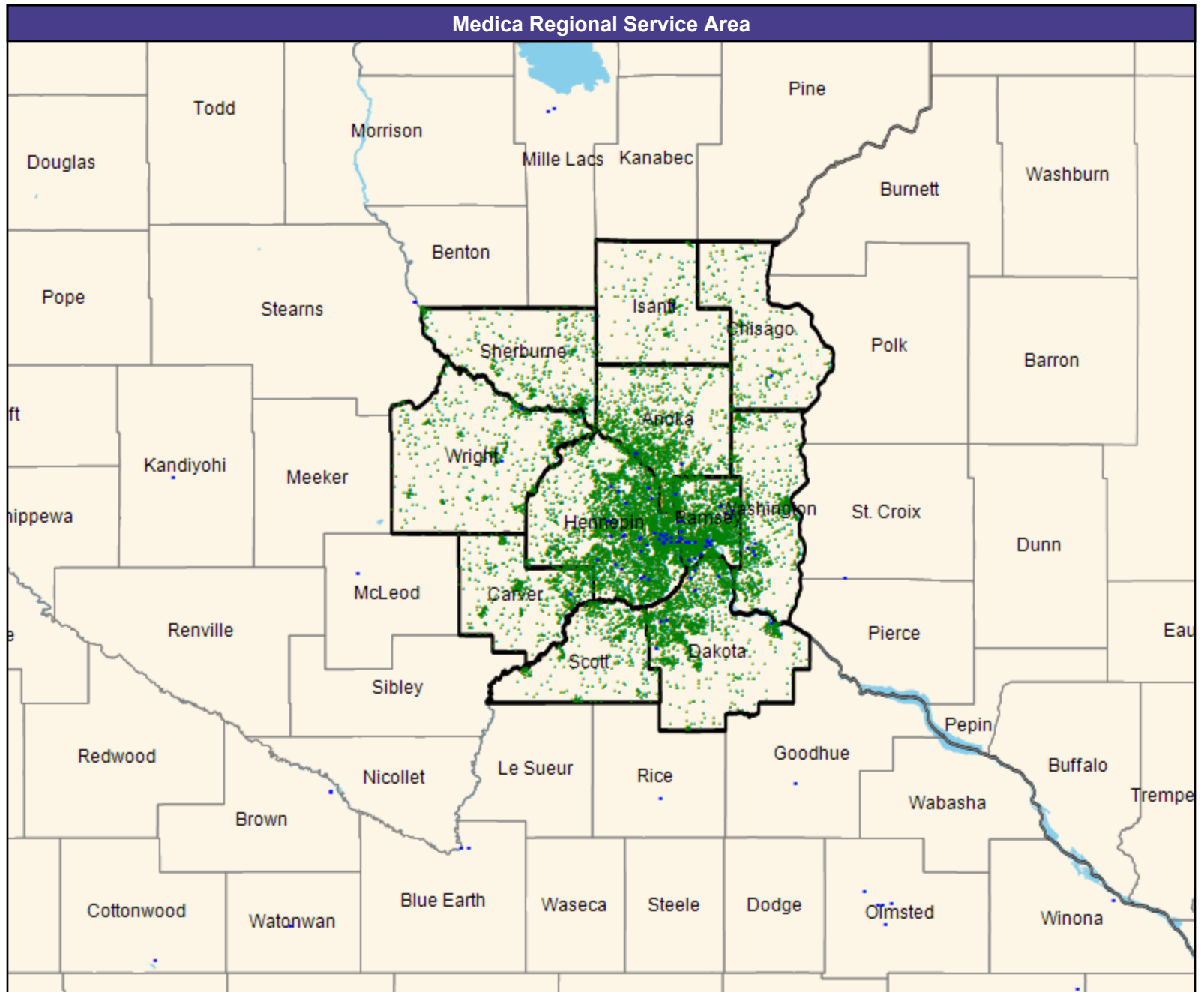
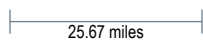
- ◆ With access (15,406)
- Without access (0)

The Access Standard is defined as (National Proxy Census (VantagePlus with Medica MNN006)) eligibles accessing:

1 (VantagePlus with Medica MNN006 Child and Adolescent Psychiatrist (Medica Regional Service Area)) provider in 30 miles or 30 minutes

Service Areas

- VantagePlus with Medica MNN006



Access Detail By County

July 2, 2024

Created by...
Medica

Access Analysis
Child and Adolescent Psychiatrist
Eligible / Provider Groups
National Proxy Census (VantagePlus with Medica MNN006)
VantagePlus with Medica MNN006
Child and Adolescent Psychiatrist (Medica Regional Service Area)

All Eligibles										
State Name	County	Eligible	Provider	Counts	With Access		Without Access		Average Distance	Average Time
		#	Standard	#	#	%	#	%	1	1
Minnesota	Anoka	1,740	1 in 30 miles or 30 mins	12	1,740	100.0	0	0.0	5.9	7.5
	Carver	795	1 in 30 miles or 30 mins	21	795	100.0	0	0.0	8.6	9.5
	Chisago	271	1 in 30 miles or 30 mins	1	271	100.0	0	0.0	10.0	10.9
	Dakota	1,818	1 in 30 miles or 30 mins	15	1,818	100.0	0	0.0	4.2	5.1
	Hennepin	5,098	1 in 30 miles or 30 mins	71	5,098	100.0	0	0.0	2.8	4.2
	Isanti	226	1 in 30 miles or 30 mins	2	226	100.0	0	0.0	8.0	8.7
	Ramsey	2,586	1 in 30 miles or 30 mins	63	2,586	100.0	0	0.0	2.1	3.3
	Scott	601	1 in 30 miles or 30 mins	0	601	100.0	0	0.0	9.2	10.3
	Sherburne	498	1 in 30 miles or 30 mins	0	498	100.0	0	0.0	11.7	12.9
	Washington	1,030	1 in 30 miles or 30 mins	6	1,030	100.0	0	0.0	6.8	8.0
Wright	743	1 in 30 miles or 30 mins	8	743	100.0	0	0.0	9.8	10.8	
Grand Totals		15,406	1 in 30 miles or 30 mins	199	15,406	100.0	0	0.0	4.9	6.1

Psychiatrists/VantagePlus with Medica/MNN006

July 2, 2024

Created by...
Medica

VantagePlus with Medica MNN006
Psychiatrists

489 providers at 158 locations

- All providers

Psychiatrist

Employee Group

National Proxy Census (VantagePlus with Medica MNN006)

Provider Group

VantagePlus with Medica MNN006
Psychiatrists (Medica Regional Service Area)

15,406 eligible locations

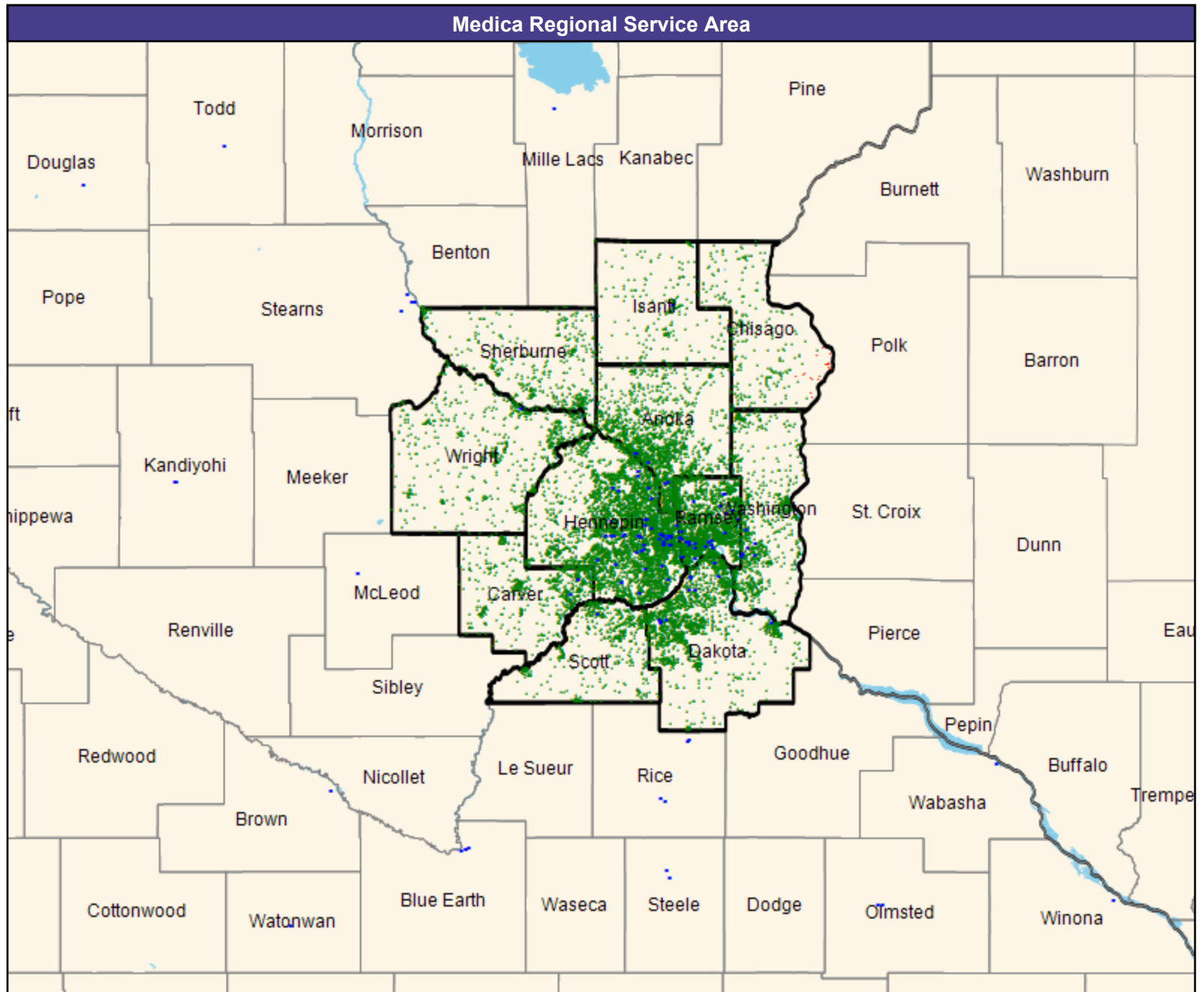
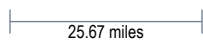
- ◆ With access (15,386)
- Without access (20)

The Access Standard is defined as (National Proxy Census (VantagePlus with Medica MNN006) eligibles accessing:

1 (VantagePlus with Medica MNN006 Psychiatrists (Medica Regional Service Area)) provider in 30 miles or 30 minutes

Service Areas

- VantagePlus with Medica MNN006



Access Detail By County

July 2, 2024

Created by...
Medica

Access Analysis
Psychiatrist
Eligible / Provider Groups
National Proxy Census (VantagePlus
with Medica MNN006)
VantagePlus with Medica MNN006
Psychiatrists (Medica Regional
Service Area)

All Eligibles										
State Name	County	Eligible	Provider	Counts	With Access		Without Access		Average Distance	Average Time
		#	Standard	#	#	%	#	%	1	1
Minnesota	Anoka	1,740	1 in 30 miles or 30 mins	21	1,740	100.0	0	0.0	6.4	8.2
	Carver	795	1 in 30 miles or 30 mins	11	795	100.0	0	0.0	8.3	9.2
	Chisago	271	1 in 30 miles or 30 mins	0	251	92.6	20	7.4	20.3	22.7
	Dakota	1,818	1 in 30 miles or 30 mins	23	1,818	100.0	0	0.0	4.3	5.2
	Hennepin	5,098	1 in 30 miles or 30 mins	141	5,098	100.0	0	0.0	2.5	3.7
	Isanti	226	1 in 30 miles or 30 mins	1	226	100.0	0	0.0	8.1	8.8
	Ramsey	2,586	1 in 30 miles or 30 mins	93	2,586	100.0	0	0.0	1.8	2.8
	Scott	601	1 in 30 miles or 30 mins	1	601	100.0	0	0.0	8.0	9.1
	Sherburne	498	1 in 30 miles or 30 mins	0	498	100.0	0	0.0	11.8	12.9
	Washington	1,030	1 in 30 miles or 30 mins	10	1,030	100.0	0	0.0	6.9	8.4
	Wright	743	1 in 30 miles or 30 mins	8	743	100.0	0	0.0	13.2	14.6
	Grand Totals	15,406	1 in 30 miles or 30 mins	309	15,386	99.9	20	0.1	5.1	6.3

Mental Health Clinical Nurse Specialist/VantagePlus with Medica/MNN006

July 2, 2024

Created by...
Medica

VantagePlus with Medica MNN006
Mental Health Clinical Nurse Specialist

18 providers at 13 locations

■ All providers

Mental Health Clinical Nurse Specialist

Employee Group

National Proxy Census (VantagePlus with Medica MNN006)

Provider Group

VantagePlus with Medica MNN006
Mental Health Clinical Nurse Specialist
(Medica Regional Service Area)

15,406 eligible locations

◆ With access (15,256)

● Without access (150)

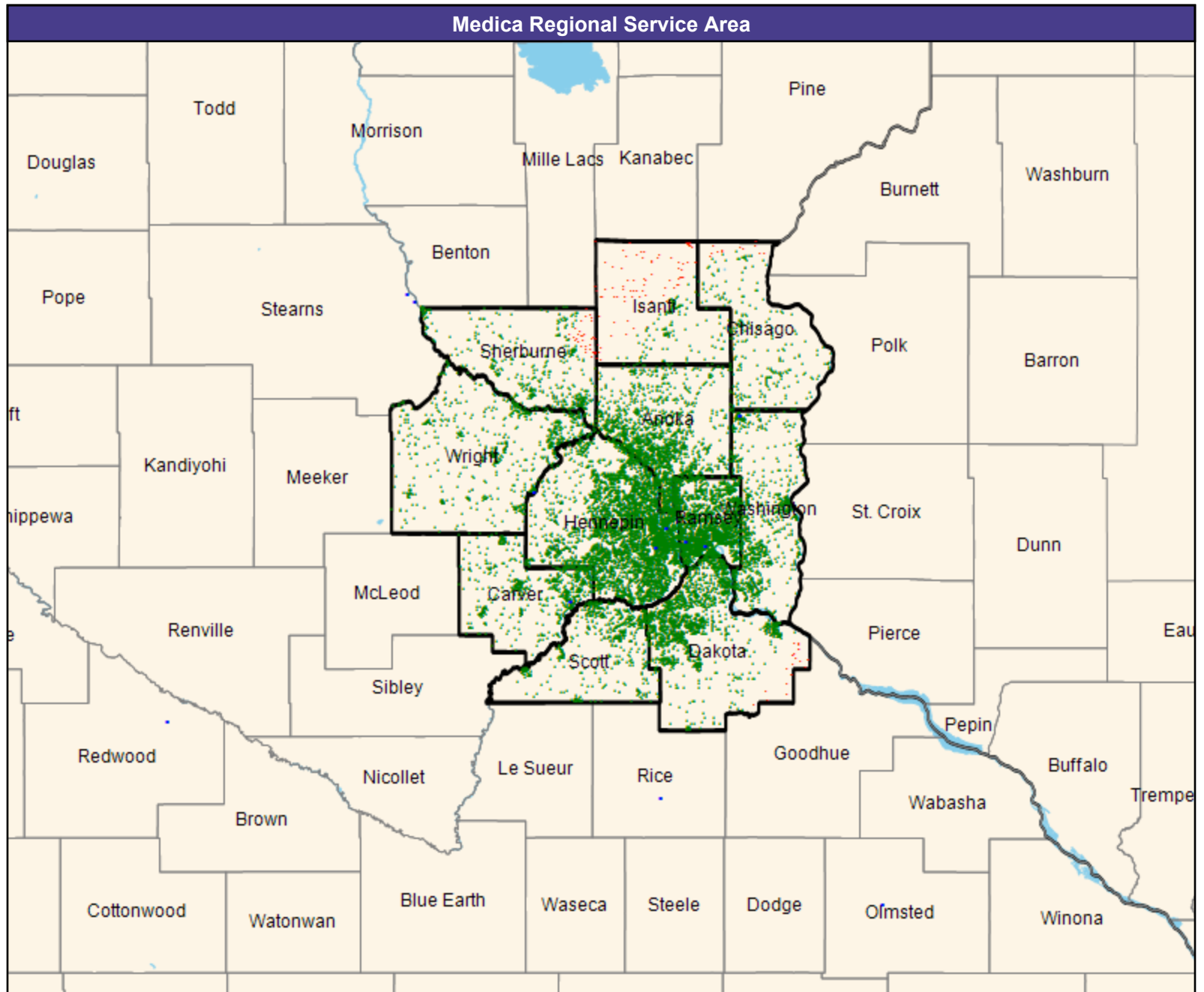
The Access Standard is defined as
(National Proxy Census (VantagePlus with Medica MNN006)) eligibles
accessing:

1 (VantagePlus with Medica MNN006
Mental Health Clinical Nurse Specialist
(Medica Regional Service Area))
provider in 30 miles or 30 minutes

Service Areas

□ VantagePlus with Medica MNN006

25.67 miles



Access Detail By County

July 2, 2024

Created by...
Medica

Access Analysis
Mental Health Clinical Nurse Specialist
Eligible / Provider Groups
National Proxy Census (VantagePlus with Medica MNN006)
VantagePlus with Medica MNN006
Mental Health Clinical Nurse Specialist (Medica Regional Service Area)

All Eligibles										
State Name	County	Eligible	Provider	Counts	With Access		Without Access		Average Distance	Average Time
		#	Standard	#	#	%	#	%	1	1
Minnesota	Anoka	1,740	1 in 30 miles or 30 mins	0	1,740	100.0	0	0.0	14.9	19.6
	Carver	795	1 in 30 miles or 30 mins	1	795	100.0	0	0.0	8.9	9.9
	Chisago	271	1 in 30 miles or 30 mins	0	259	95.6	12	4.4	17.4	18.9
	Dakota	1,818	1 in 30 miles or 30 mins	0	1,798	98.9	20	1.1	14.5	21.7
	Hennepin	5,098	1 in 30 miles or 30 mins	6	5,098	100.0	0	0.0	8.0	12.3
	Isanti	226	1 in 30 miles or 30 mins	0	142	62.8	84	37.2	29.0	31.7
	Ramsey	2,586	1 in 30 miles or 30 mins	3	2,586	100.0	0	0.0	5.4	9.0
	Scott	601	1 in 30 miles or 30 mins	0	601	100.0	0	0.0	13.5	15.2
	Sherburne	498	1 in 30 miles or 30 mins	0	464	93.2	34	6.8	21.6	24.0
	Washington	1,030	1 in 30 miles or 30 mins	1	1,030	100.0	0	0.0	12.7	17.8
	Wright	743	1 in 30 miles or 30 mins	0	743	100.0	0	0.0	15.5	17.2
Grand Totals		15,406	1 in 30 miles or 30 mins	11	15,256	99.0	150	1.0	11.0	15.1

Mental Health Providers/VantagePlus with Medica/MNN006

July 2, 2024

Created by...
Medica

VantagePlus with Medica MNN006
Mental Health Providers

9,548 providers at 1,972 locations

■ All providers

Mental Health Providers

Employee Group

National Proxy Census (VantagePlus
with Medica MNN006)

Provider Group

VantagePlus with Medica MNN006
Mental Health Providers (Medica
Regional Service Area)

15,406 eligible locations

◆ With access (15,406)

● Without access (0)

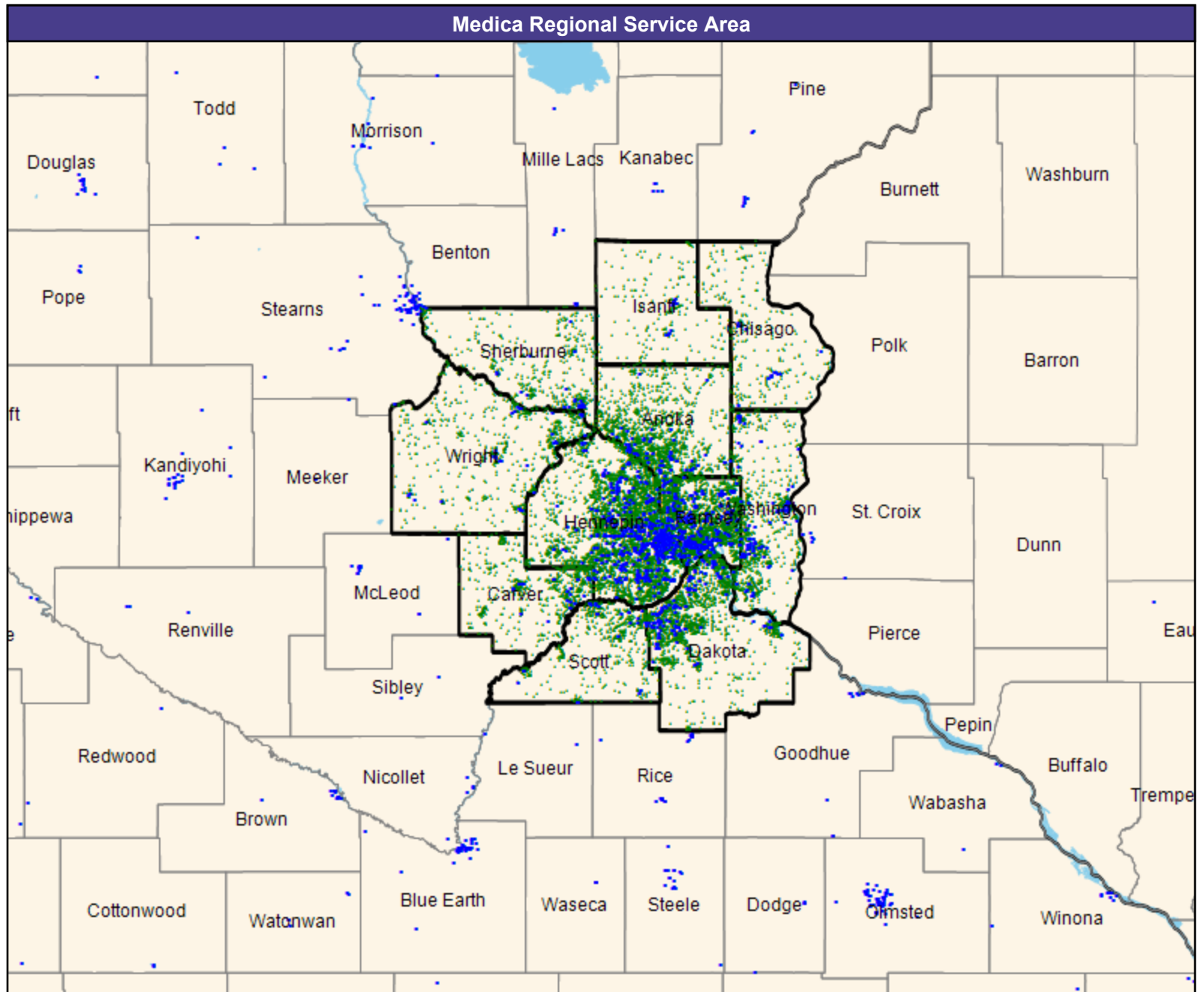
The Access Standard is defined as
(National Proxy Census (VantagePlus
with Medica MNN006)) eligibles
accessing:

1 (VantagePlus with Medica MNN006
Mental Health Providers (Medica
Regional Service Area)) provider in 30
miles or 30 minutes

Service Areas

□ VantagePlus with Medica MNN006

25.67 miles



Access Detail By County

July 2, 2024

Created by...
Medica

Access Analysis
Mental Health Providers
Eligible / Provider Groups
National Proxy Census (VantagePlus with Medica MNN006)
VantagePlus with Medica MNN006 Mental Health Providers (Medica Regional Service Area)

All Eligibles										
State Name	County	Eligible	Provider	Counts	With Access		Without Access		Average Distance	Average Time
		#	Standard	#	#	%	#	%	1	1
Minnesota	Anoka	1,740	1 in 30 miles or 30 mins	415	1,740	100.0	0	0.0	1.7	2.1
	Carver	795	1 in 30 miles or 30 mins	215	795	100.0	0	0.0	3.0	3.2
	Chisago	271	1 in 30 miles or 30 mins	39	271	100.0	0	0.0	4.7	5.1
	Dakota	1,818	1 in 30 miles or 30 mins	644	1,818	100.0	0	0.0	1.5	1.8
	Hennepin	5,098	1 in 30 miles or 30 mins	3,223	5,098	100.0	0	0.0	0.8	1.2
	Isanti	226	1 in 30 miles or 30 mins	47	226	100.0	0	0.0	4.6	5.0
	Ramsey	2,586	1 in 30 miles or 30 mins	1,574	2,586	100.0	0	0.0	0.6	0.9
	Scott	601	1 in 30 miles or 30 mins	83	601	100.0	0	0.0	2.2	2.4
	Sherburne	498	1 in 30 miles or 30 mins	103	498	100.0	0	0.0	2.6	2.8
	Washington	1,030	1 in 30 miles or 30 mins	410	1,030	100.0	0	0.0	1.3	1.5
	Wright	743	1 in 30 miles or 30 mins	121	743	100.0	0	0.0	2.7	2.9
	Grand Totals	15,406	1 in 30 miles or 30 mins	6,874	15,406	100.0	0	0.0	1.4	1.8

Licensed Child and Adolescent Psychologists/VantagePlus with Medica/MNN006

July 2, 2024

Created by...
Medica

VantagePlus with Medica MNN006
Licensed Child and Adolescent
Psychologists

996 providers at 503 locations
■ All providers

Licensed Child and Adolescent
Psychologists

Employee Group
National Proxy Census (VantagePlus
with Medica MNN006)

Provider Group
VantagePlus with Medica MNN006
Licensed Child and Adolescent
Psychologists (Medica Regional
Service Area)

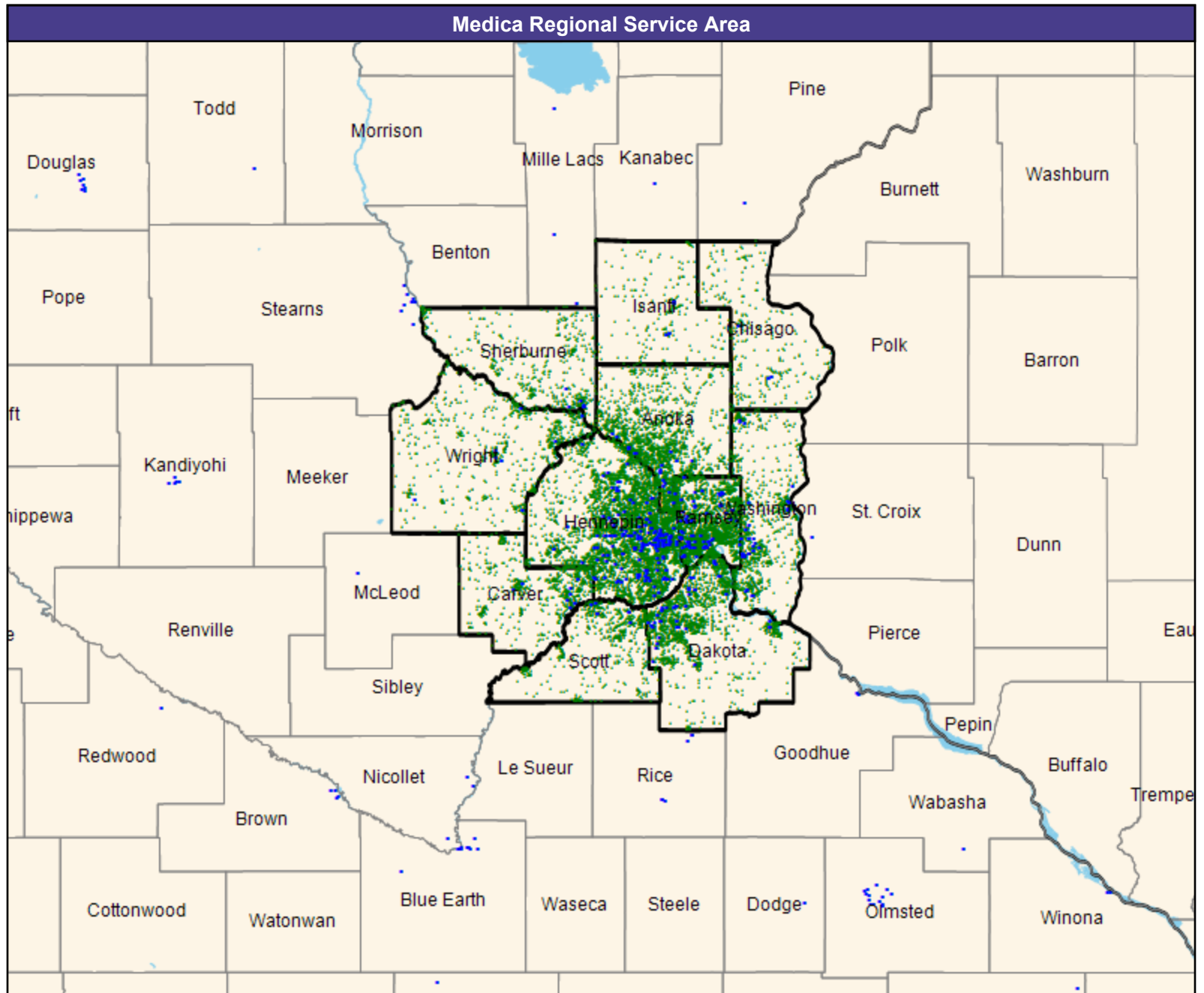
15,406 eligible locations
◆ With access (15,406)
● Without access (0)

The Access Standard is defined as
(National Proxy Census (VantagePlus
with Medica MNN006)) eligibles
accessing:

1 (VantagePlus with Medica MNN006
Licensed Child and Adolescent
Psychologists (Medica Regional
Service Area)) provider in 30 miles or
30 minutes

Service Areas
□ VantagePlus with Medica MNN006

25.67 miles



Access Detail By County

July 2, 2024

Created by...
Medica

Access Analysis
Licensed Child and Adolescent
Psychologists

Eligible / Provider Groups
National Proxy Census (VantagePlus
with Medica MNN006)
VantagePlus with Medica MNN006
Licensed Child and Adolescent
Psychologists (Medica Regional
Service Area)

All Eligibles										
State Name	County	Eligible	Provider	Counts	With Access		Without Access		Average Distance	Average Time
		#	Standard	#	#	%	#	%	1	1
Minnesota	Anoka	1,740	1 in 30 miles or 30 mins	26	1,740	100.0	0	0.0	3.7	4.5
	Carver	795	1 in 30 miles or 30 mins	18	795	100.0	0	0.0	4.1	4.5
	Chisago	271	1 in 30 miles or 30 mins	3	271	100.0	0	0.0	6.1	6.6
	Dakota	1,818	1 in 30 miles or 30 mins	67	1,818	100.0	0	0.0	2.1	2.7
	Hennepin	5,098	1 in 30 miles or 30 mins	406	5,098	100.0	0	0.0	1.4	2.0
	Isanti	226	1 in 30 miles or 30 mins	7	226	100.0	0	0.0	5.3	5.8
	Ramsey	2,586	1 in 30 miles or 30 mins	154	2,586	100.0	0	0.0	1.2	1.9
	Scott	601	1 in 30 miles or 30 mins	15	601	100.0	0	0.0	5.3	5.8
	Sherburne	498	1 in 30 miles or 30 mins	7	498	100.0	0	0.0	5.6	6.1
	Washington	1,030	1 in 30 miles or 30 mins	48	1,030	100.0	0	0.0	2.5	2.9
	Wright	743	1 in 30 miles or 30 mins	10	743	100.0	0	0.0	5.0	5.4
	Grand Totals	15,406	1 in 30 miles or 30 mins	761	15,406	100.0	0	0.0	2.5	3.1

Licensed Psychologists/VantagePlus with Medica/MNN006

July 2, 2024

Created by...
Medica

VantagePlus with Medica MNN006
Licensed Psychologists

1,842 providers at 742 locations

■ All providers

Licensed Psychologists

Employee Group

National Proxy Census (VantagePlus
with Medica MNN006)

Provider Group

VantagePlus with Medica MNN006
Licensed Psychologists (Medica
Regional Service Area)

15,406 eligible locations

◆ With access (15,406)

● Without access (0)

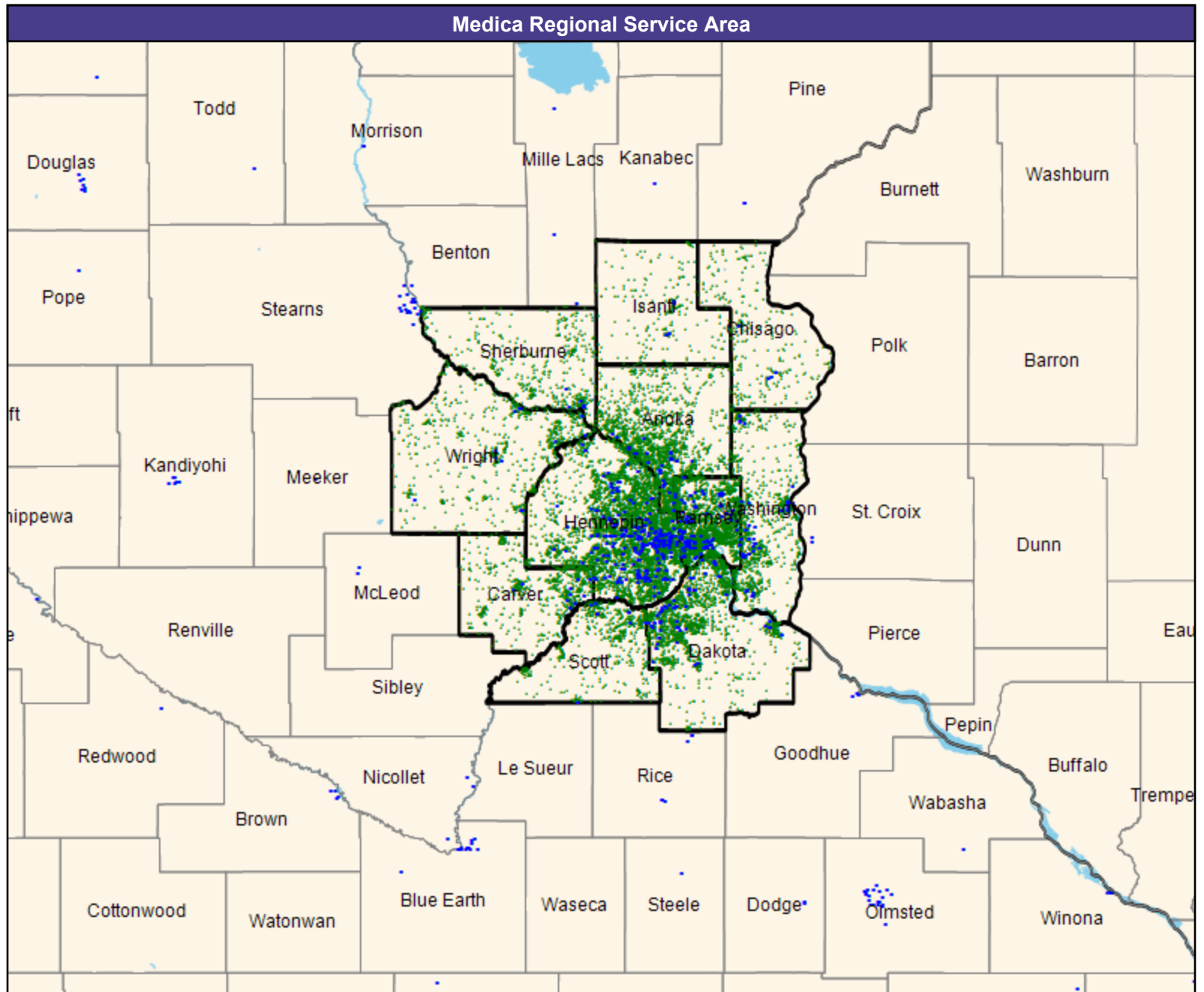
The Access Standard is defined as
(National Proxy Census (VantagePlus
with Medica MNN006)) eligibles
accessing:

1 (VantagePlus with Medica MNN006
Licensed Psychologists (Medica
Regional Service Area)) provider in 30
miles or 30 minutes

Service Areas

□ VantagePlus with Medica MNN006

25.67 miles



Licensed Marriage and Family Therapists/VantagePlus with Medica/MNN006

July 2, 2024

Created by...
Medica

VantagePlus with Medica MNN006
Licensed Marriage and Family Therapists

1,809 providers at 748 locations

■ All providers

Licensed Marriage and Family Therapists

Employee Group

National Proxy Census (VantagePlus with Medica MNN006)

Provider Group

VantagePlus with Medica MNN006
Licensed Marriage and Family
Therapists (Medica Regional Service
Area)

15,406 eligible locations

◆ With access (15,406)

● Without access (0)

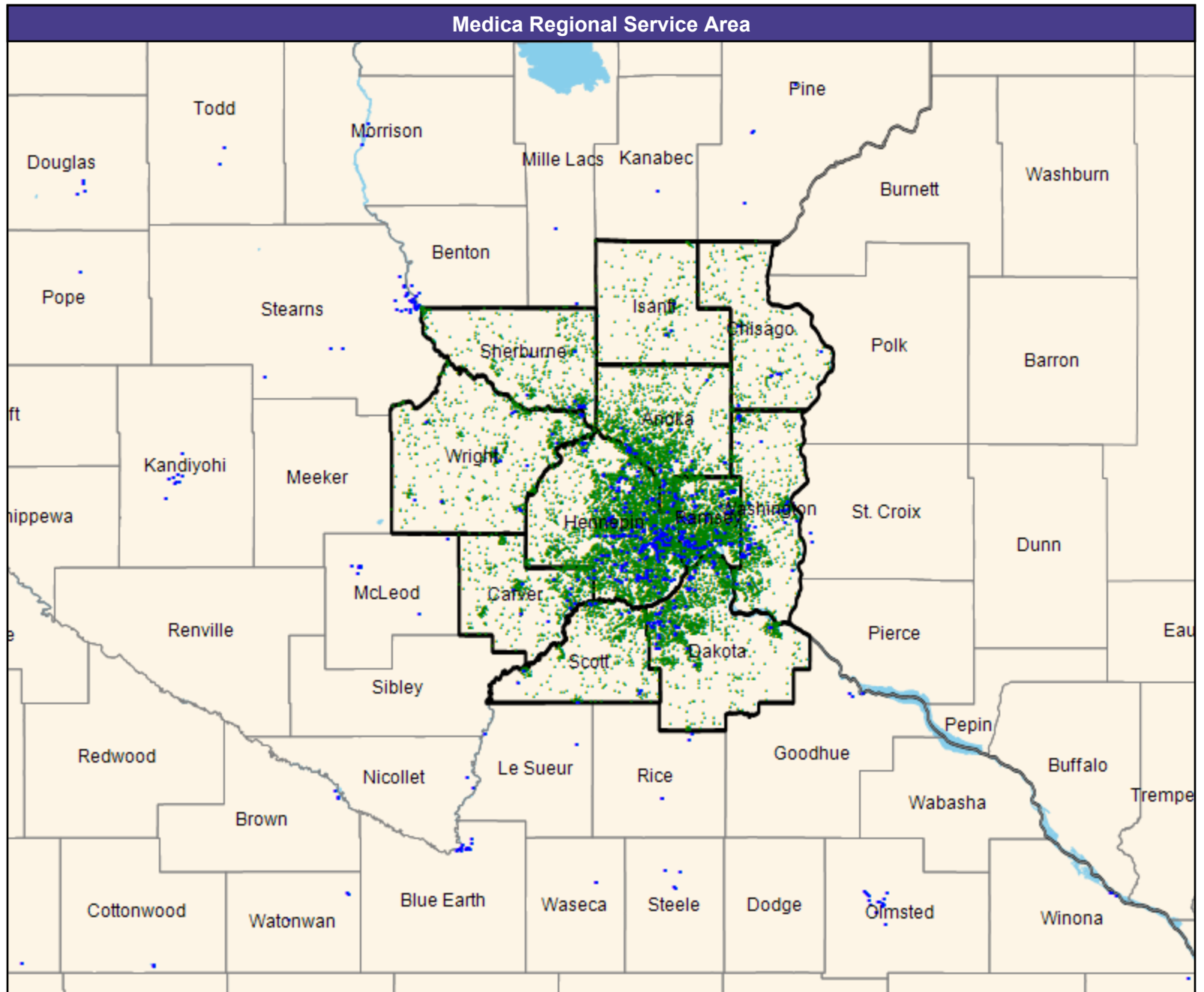
The Access Standard is defined as
(National Proxy Census (VantagePlus
with Medica MNN006)) eligibles
accessing:

1 (VantagePlus with Medica MNN006
Licensed Marriage and Family
Therapists (Medica Regional Service
Area)) provider in 30 miles or 30
minutes

Service Areas

□ VantagePlus with Medica MNN006

25.67 miles



Access Detail By County

July 2, 2024

Created by...
Medica

Access Analysis
Licensed Marriage and Family
Therapists

Eligible / Provider Groups
National Proxy Census (VantagePlus
with Medica MNN006)
VantagePlus with Medica MNN006
Licensed Marriage and Family
Therapists (Medica Regional
Service Area)

All Eligibles										
State Name	County	Eligible	Provider	Counts	With Access		Without Access		Average Distance	Average Time
		#	Standard	#	#	%	#	%	1	1
Minnesota	Anoka	1,740	1 in 30 miles or 30 mins	107	1,740	100.0	0	0.0	2.4	2.9
	Carver	795	1 in 30 miles or 30 mins	53	795	100.0	0	0.0	3.1	3.4
	Chisago	271	1 in 30 miles or 30 mins	15	271	100.0	0	0.0	5.1	5.5
	Dakota	1,818	1 in 30 miles or 30 mins	144	1,818	100.0	0	0.0	2.2	2.7
	Hennepin	5,098	1 in 30 miles or 30 mins	598	5,098	100.0	0	0.0	1.4	2.0
	Isanti	226	1 in 30 miles or 30 mins	8	226	100.0	0	0.0	5.1	5.6
	Ramsey	2,586	1 in 30 miles or 30 mins	302	2,586	100.0	0	0.0	0.9	1.4
	Scott	601	1 in 30 miles or 30 mins	21	601	100.0	0	0.0	3.3	3.7
	Sherburne	498	1 in 30 miles or 30 mins	31	498	100.0	0	0.0	3.8	4.1
	Washington	1,030	1 in 30 miles or 30 mins	94	1,030	100.0	0	0.0	2.0	2.4
	Wright	743	1 in 30 miles or 30 mins	37	743	100.0	0	0.0	3.2	3.5
Grand Totals		15,406	1 in 30 miles or 30 mins	1,410	15,406	100.0	0	0.0	2.0	2.5

Licensed Professional Counselors/VantagePlus with Medica/MNN006

July 2, 2024

Created by...
Medica

VantagePlus with Medica MNN006
Licensed Professional Counselors

2,613 providers at 913 locations
■ All providers

Licensed Professional Counselors

Employee Group

National Proxy Census (VantagePlus
with Medica MNN006)

Provider Group

VantagePlus with Medica MNN006
Licensed Professional Counselors
(Medica Regional Service Area)

15,406 eligible locations

◆ With access (15,406)
● Without access (0)

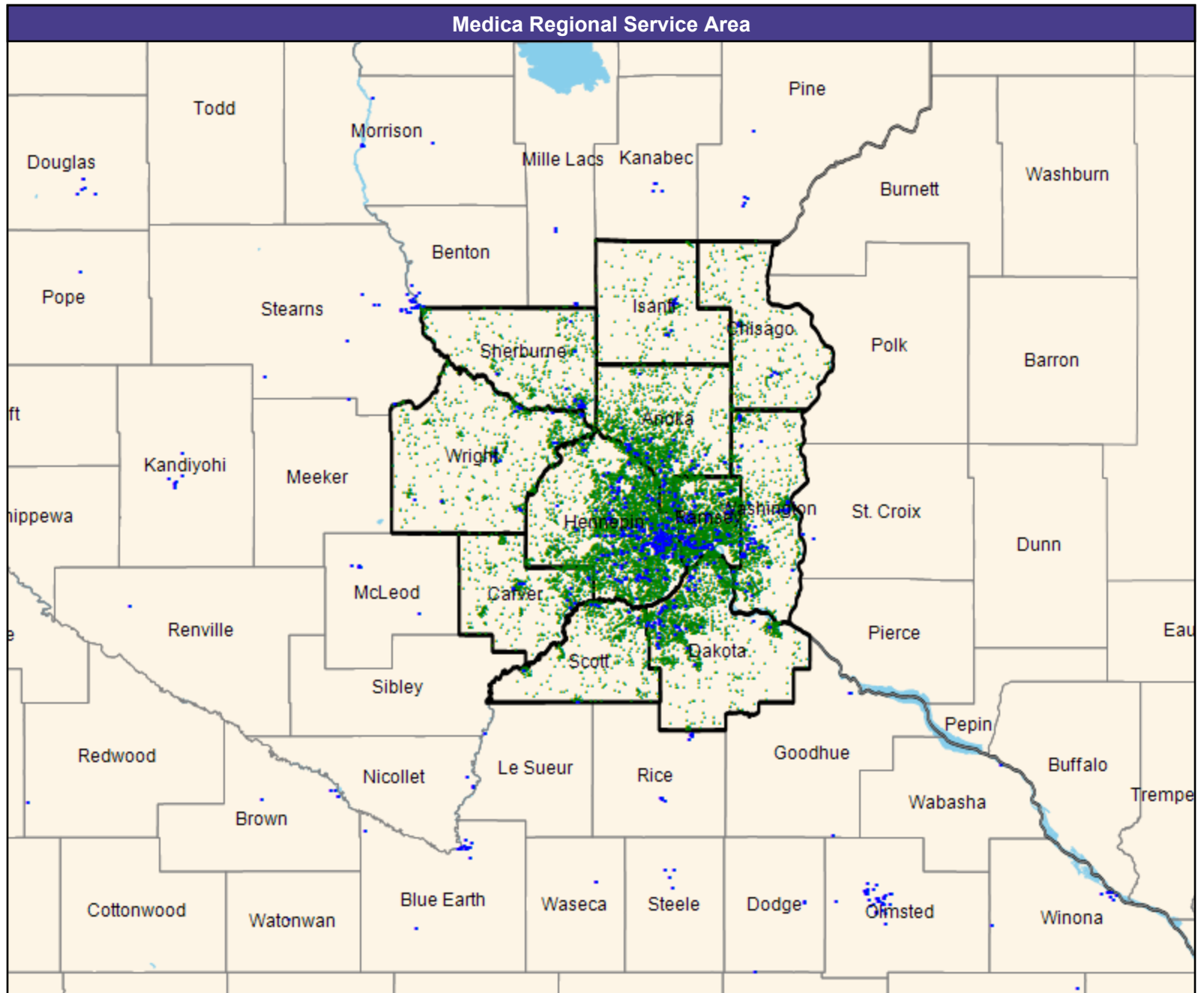
The Access Standard is defined as
(National Proxy Census (VantagePlus
with Medica MNN006)) eligibles
accessing:

1 (VantagePlus with Medica MNN006
Licensed Professional Counselors
(Medica Regional Service Area))
provider in 30 miles or 30 minutes

Service Areas

□ VantagePlus with Medica MNN006

25.67 miles



Access Detail By County

July 2, 2024

Created by...
Medica

Access Analysis
Licensed Professional Counselors

Eligible / Provider Groups
National Proxy Census (VantagePlus with Medica MNN006)
VantagePlus with Medica MNN006
Licensed Professional Counselors
(Medica Regional Service Area)

All Eligibles										
State Name	County	Eligible	Provider	Counts	With Access		Without Access		Average Distance	Average Time
		#	Standard	#	#	%	#	%	1	1
Minnesota	Anoka	1,740	1 in 30 miles or 30 mins	133	1,740	100.0	0	0.0	2.3	2.7
	Carver	795	1 in 30 miles or 30 mins	55	795	100.0	0	0.0	4.0	4.4
	Chisago	271	1 in 30 miles or 30 mins	14	271	100.0	0	0.0	5.6	6.0
	Dakota	1,818	1 in 30 miles or 30 mins	216	1,818	100.0	0	0.0	1.9	2.3
	Hennepin	5,098	1 in 30 miles or 30 mins	772	5,098	100.0	0	0.0	1.3	1.9
	Isanti	226	1 in 30 miles or 30 mins	19	226	100.0	0	0.0	4.7	5.1
	Ramsey	2,586	1 in 30 miles or 30 mins	433	2,586	100.0	0	0.0	0.9	1.4
	Scott	601	1 in 30 miles or 30 mins	20	601	100.0	0	0.0	3.9	4.3
	Sherburne	498	1 in 30 miles or 30 mins	43	498	100.0	0	0.0	3.3	3.6
	Washington	1,030	1 in 30 miles or 30 mins	125	1,030	100.0	0	0.0	1.7	2.0
	Wright	743	1 in 30 miles or 30 mins	44	743	100.0	0	0.0	3.7	4.0
Grand Totals		15,406	1 in 30 miles or 30 mins	1,874	15,406	100.0	0	0.0	2.0	2.4

Licensed Social Workers/VantagePlus with Medica/MNN006

July 2, 2024

Created by...
Medica

VantagePlus with Medica MNN006
Licensed Social Workers

3,299 providers at 1,105 locations

■ All providers

Licensed Social Workers

Employee Group

National Proxy Census (VantagePlus
with Medica MNN006)

Provider Group

VantagePlus with Medica MNN006
Licensed Social Workers (Medica
Regional Service Area)

15,406 eligible locations

◆ With access (15,406)

● Without access (0)

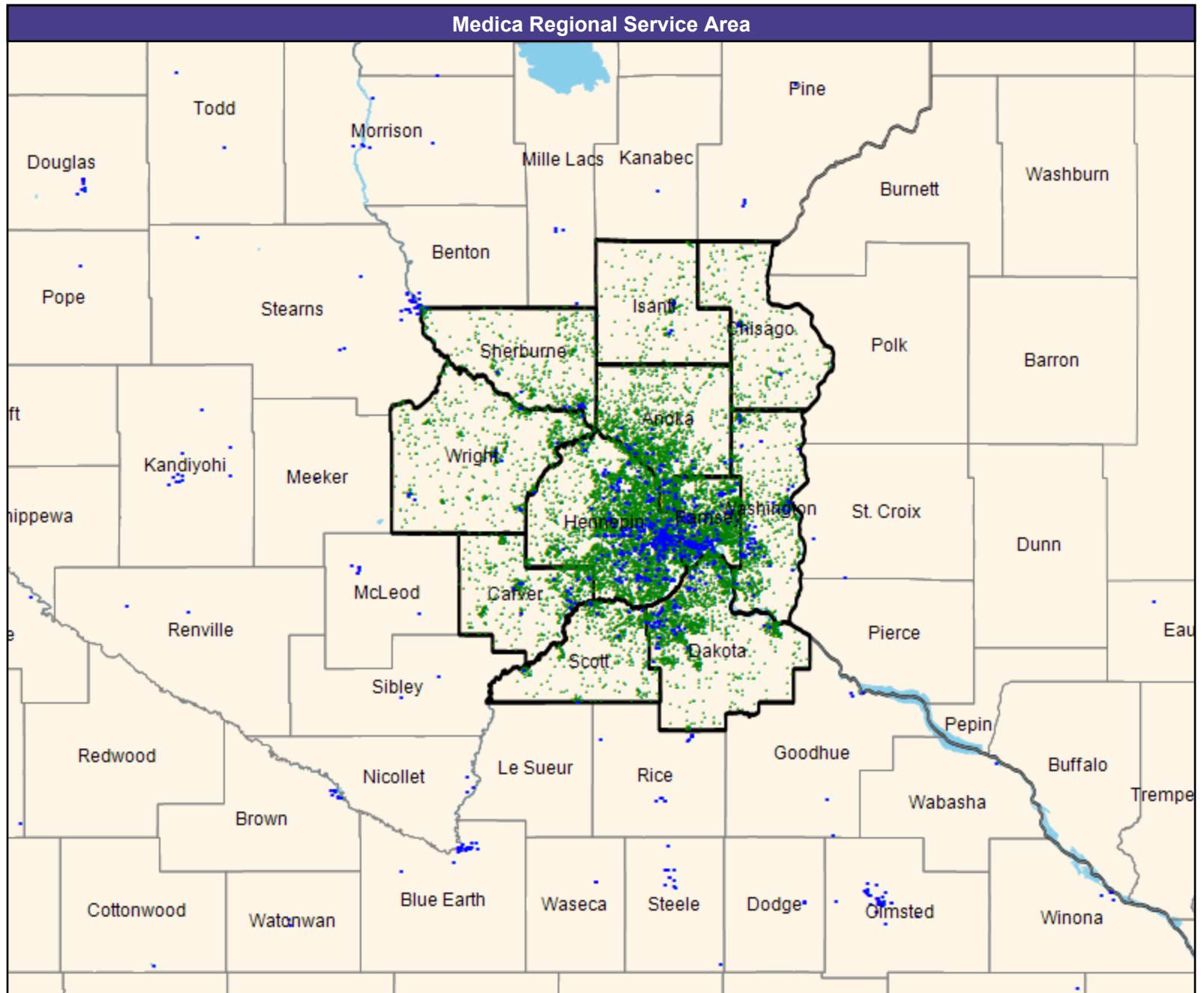
The Access Standard is defined as
(National Proxy Census (VantagePlus
with Medica MNN006)) eligibles
accessing:

1 (VantagePlus with Medica MNN006
Licensed Social Workers (Medica
Regional Service Area)) provider in 30
miles or 30 minutes

Service Areas

□ VantagePlus with Medica MNN006

25.67 miles



Access Detail By County

July 2, 2024

Created by...
Medica

Access Analysis
Licensed Social Workers
Eligible / Provider Groups
National Proxy Census (VantagePlus with Medica MNN006)
VantagePlus with Medica MNN006
Licensed Social Workers (Medica Regional Service Area)

All Eligibles										
State Name	County	Eligible	Provider	Counts	With Access		Without Access		Average Distance	Average Time
		#	Standard	#	#	%	#	%	1	1
Minnesota	Anoka	1,740	1 in 30 miles or 30 mins	117	1,740	100.0	0	0.0	2.7	3.2
	Carver	795	1 in 30 miles or 30 mins	79	795	100.0	0	0.0	3.3	3.6
	Chisago	271	1 in 30 miles or 30 mins	6	271	100.0	0	0.0	5.7	6.1
	Dakota	1,818	1 in 30 miles or 30 mins	169	1,818	100.0	0	0.0	2.2	2.6
	Hennepin	5,098	1 in 30 miles or 30 mins	1,131	5,098	100.0	0	0.0	1.2	1.7
	Isanti	226	1 in 30 miles or 30 mins	11	226	100.0	0	0.0	5.3	5.8
	Ramsey	2,586	1 in 30 miles or 30 mins	507	2,586	100.0	0	0.0	0.8	1.3
	Scott	601	1 in 30 miles or 30 mins	22	601	100.0	0	0.0	2.8	3.1
	Sherburne	498	1 in 30 miles or 30 mins	20	498	100.0	0	0.0	4.3	4.6
	Washington	1,030	1 in 30 miles or 30 mins	116	1,030	100.0	0	0.0	1.7	2.0
	Wright	743	1 in 30 miles or 30 mins	25	743	100.0	0	0.0	4.5	4.9
	Grand Totals	15,406	1 in 30 miles or 30 mins	2,203	15,406	100.0	0	0.0	2.0	2.5

Other providers designated as licensed mental health providers/VantagePlus with Medica/MNN006

July 2, 2024

Created by...
Medica

VantagePlus with Medica MNN006 Other providers designated as licensed mental health providers

0 providers at 0 locations
■ All providers

Other providers designated as licensed mental health providers

Employee Group
National Proxy Census (VantagePlus with Medica MNN006)

Provider Group
VantagePlus with Medica MNN006 Other providers designated as licensed mental health providers (Medica Regional Service Area)

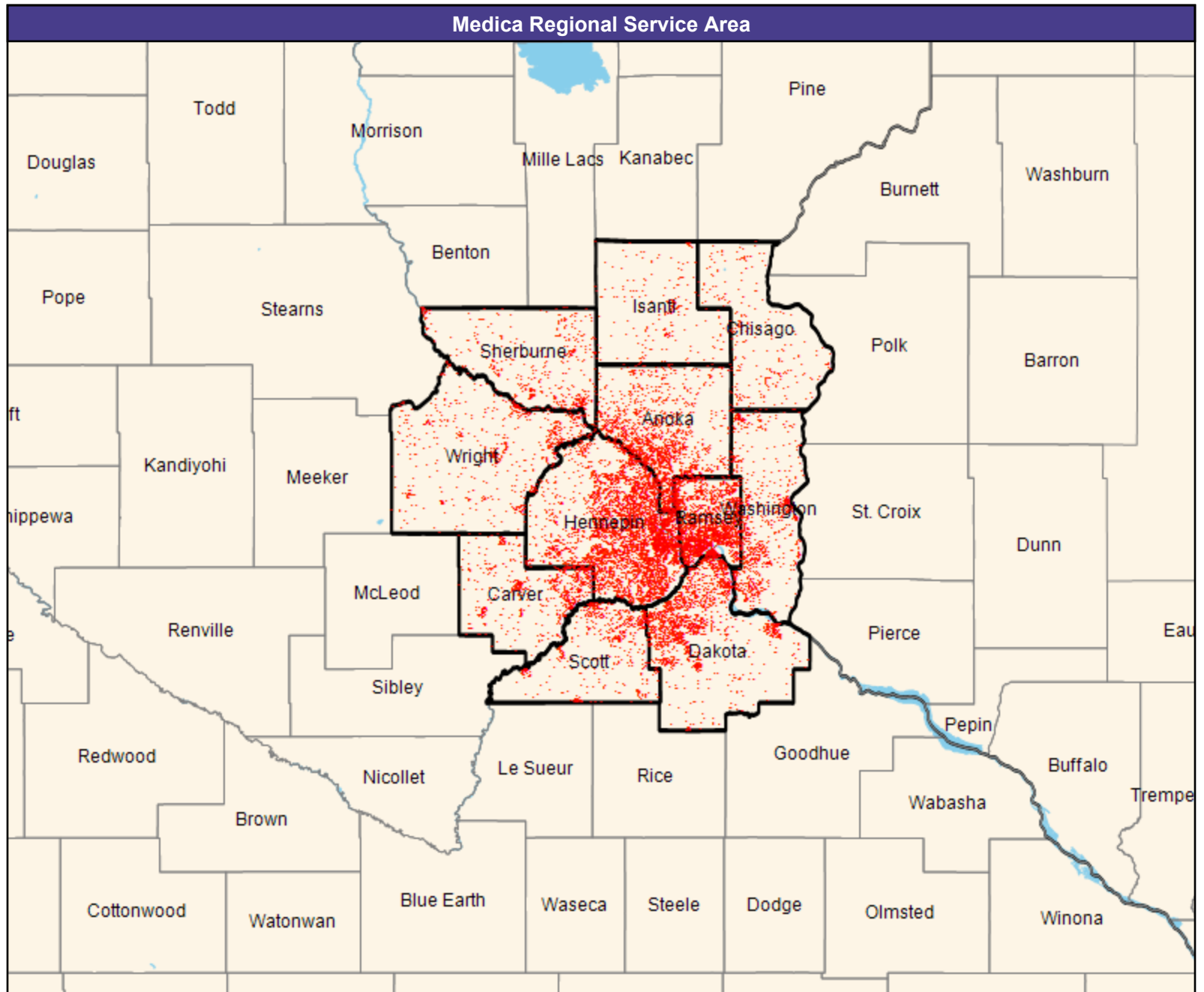
15,406 eligible locations
◆ With access (0)
● Without access (15,406)

The Access Standard is defined as (National Proxy Census (VantagePlus with Medica MNN006)) eligibles accessing:

1 (VantagePlus with Medica MNN006 Other providers designated as licensed mental health providers (Medica Regional Service Area)) provider in 30 miles or 30 minutes

Service Areas
□ VantagePlus with Medica MNN006

25.67 miles



Access Detail By County

July 2, 2024

Created by...
Medica

Access Analysis
Other providers designated as licensed mental health providers

Eligible / Provider Groups
National Proxy Census (VantagePlus with Medica MNN006)
VantagePlus with Medica MNN006
Other providers designated as licensed mental health providers (Medica Regional Service Area)

		All Eligibles								
State Name	County	Eligible	Provider	Counts	With Access		Without Access		Average Distance	Average Time
		#	Standard	#	#	%	#	%	1	1
Minnesota	Anoka	1,740	1 in 30 miles or 30 mins	0	0	0.0	1,740	100.0	---	---
	Carver	795	1 in 30 miles or 30 mins	0	0	0.0	795	100.0	---	---
	Chisago	271	1 in 30 miles or 30 mins	0	0	0.0	271	100.0	---	---
	Dakota	1,818	1 in 30 miles or 30 mins	0	0	0.0	1,818	100.0	---	---
	Hennepin	5,098	1 in 30 miles or 30 mins	0	0	0.0	5,098	100.0	---	---
	Isanti	226	1 in 30 miles or 30 mins	0	0	0.0	226	100.0	---	---
	Ramsey	2,586	1 in 30 miles or 30 mins	0	0	0.0	2,586	100.0	---	---
	Scott	601	1 in 30 miles or 30 mins	0	0	0.0	601	100.0	---	---
	Sherburne	498	1 in 30 miles or 30 mins	0	0	0.0	498	100.0	---	---
	Washington	1,030	1 in 30 miles or 30 mins	0	0	0.0	1,030	100.0	---	---
	Wright	743	1 in 30 miles or 30 mins	0	0	0.0	743	100.0	---	---
Grand Totals		15,406	1 in 30 miles or 30 mins	0	0	0.0	15,406	100.0	---	---

Pediatric Services Providers (Primary Care)/VantagePlus with Medica/MNN006

July 2, 2024

Created by...
Medica

VantagePlus with Medica MNN006
General Pediatric Providers

708 providers at 108 locations

■ All providers

General Pediatric Providers

Employee Group

National Proxy Census (VantagePlus
with Medica MNN006)

Provider Group

VantagePlus with Medica MNN006
General Pediatric Providers (Medica
Regional Service Area)

15,406 eligible locations

◆ With access (15,406)

● Without access (0)

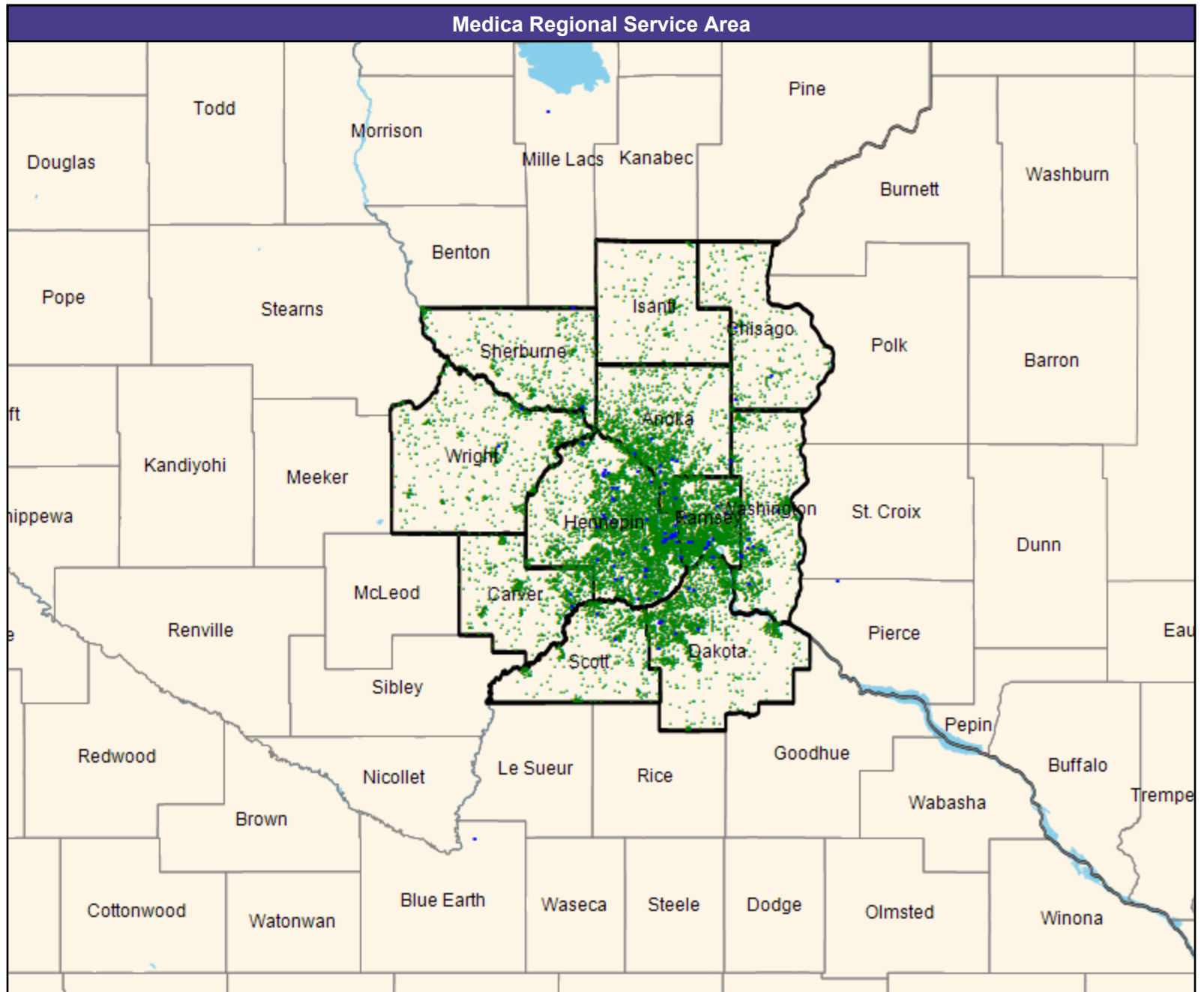
The Access Standard is defined as
(National Proxy Census (VantagePlus
with Medica MNN006)) eligibles
accessing:

1 (VantagePlus with Medica MNN006
General Pediatric Providers (Medica
Regional Service Area)) provider in 30
miles or 30 minutes

Service Areas

□ VantagePlus with Medica MNN006

25.67 miles



Access Detail By County

July 2, 2024

Created by...
Medica

Access Analysis
General Pediatric Providers

Eligible / Provider Groups
National Proxy Census (VantagePlus with Medica MNN006)
VantagePlus with Medica MNN006
General Pediatric Providers (Medica Regional Service Area)

All Eligibles										
State Name	County	Eligible	Provider	Counts	With Access		Without Access		Average Distance	Average Time
		#	Standard	#	#	%	#	%	1	1
Minnesota	Anoka	1,740	1 in 30 miles or 30 mins	111	1,740	100.0	0	0.0	4.2	5.0
	Carver	795	1 in 30 miles or 30 mins	59	795	100.0	0	0.0	8.3	9.2
	Chisago	271	1 in 30 miles or 30 mins	129	271	100.0	0	0.0	6.5	7.0
	Dakota	1,818	1 in 30 miles or 30 mins	310	1,818	100.0	0	0.0	4.2	5.1
	Hennepin	5,098	1 in 30 miles or 30 mins	2,183	5,098	100.0	0	0.0	2.5	3.9
	Isanti	226	1 in 30 miles or 30 mins	0	226	100.0	0	0.0	13.7	15.0
	Ramsey	2,586	1 in 30 miles or 30 mins	689	2,586	100.0	0	0.0	2.1	3.4
	Scott	601	1 in 30 miles or 30 mins	27	601	100.0	0	0.0	6.0	6.7
	Sherburne	498	1 in 30 miles or 30 mins	62	498	100.0	0	0.0	8.5	9.2
	Washington	1,030	1 in 30 miles or 30 mins	203	1,030	100.0	0	0.0	3.6	4.3
	Wright	743	1 in 30 miles or 30 mins	10	743	100.0	0	0.0	9.0	9.8
	Grand Totals	15,406	1 in 30 miles or 30 mins	3,783	15,406	100.0	0	0.0	4.1	5.2

Allergy, Immunology and Rheumatology/VantagePlus with Medica/MNN006

July 2, 2024

Created by...
Medica

VantagePlus with Medica MNN006
Allergy, Immunology and Rheumatology

72 providers at 66 locations

- All providers

Allergy, Immunology and Rheumatology

Employee Group

National Proxy Census (VantagePlus with Medica MNN006)

Provider Group

VantagePlus with Medica MNN006
Allergy, Immunology and Rheumatology (Medica Regional Service Area)

15,406 eligible locations

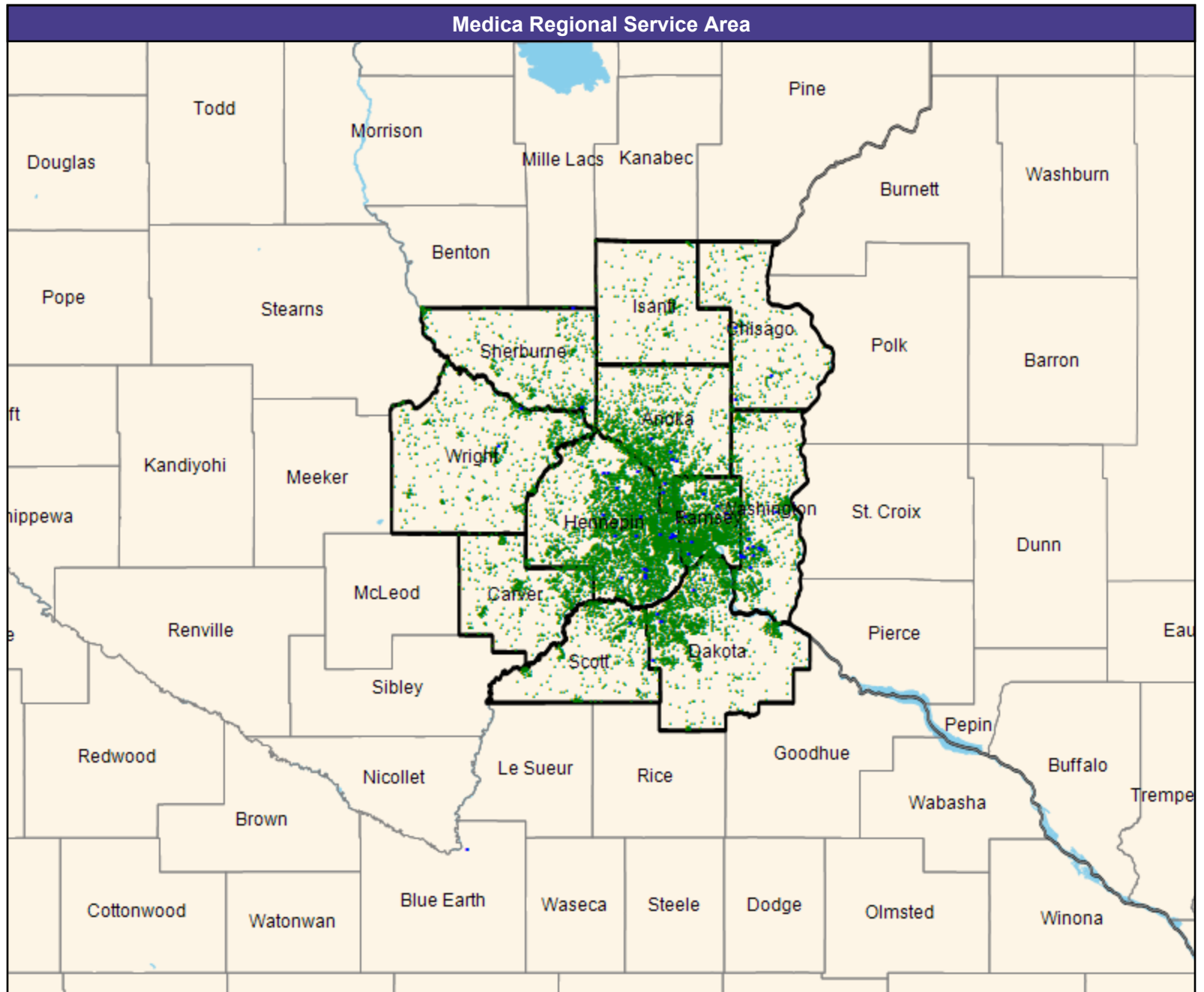
- ◆ With access (15,406)
- Without access (0)

The Access Standard is defined as (National Proxy Census (VantagePlus with Medica MNN006)) eligibles accessing:

1 (VantagePlus with Medica MNN006 Allergy, Immunology and Rheumatology (Medica Regional Service Area)) provider in 60 miles or 60 minutes

Service Areas

- VantagePlus with Medica MNN006



Access Detail By County

July 2, 2024

Created by...
Medica

Access Analysis
Allergy, Immunology and Rheumatology

Eligible / Provider Groups
National Proxy Census (VantagePlus with Medica MNN006)
VantagePlus with Medica MNN006
Allergy, Immunology and Rheumatology (Medica Regional Service Area)

All Eligibles										
State Name	County	Eligible	Provider	Counts	With Access		Without Access		Average Distance	Average Time
		#	Standard	#	#	%	#	%	1	1
Minnesota	Anoka	1,740	1 in 60 miles or 60 mins	26	1,740	100.0	0	0.0	4.6	5.6
	Carver	795	1 in 60 miles or 60 mins	0	795	100.0	0	0.0	15.6	18.7
	Chisago	271	1 in 60 miles or 60 mins	17	271	100.0	0	0.0	6.5	7.0
	Dakota	1,818	1 in 60 miles or 60 mins	19	1,818	100.0	0	0.0	5.8	7.0
	Hennepin	5,098	1 in 60 miles or 60 mins	156	5,098	100.0	0	0.0	3.5	5.3
	Isanti	226	1 in 60 miles or 60 mins	0	226	100.0	0	0.0	13.7	15.0
	Ramsey	2,586	1 in 60 miles or 60 mins	31	2,586	100.0	0	0.0	2.8	4.5
	Scott	601	1 in 60 miles or 60 mins	1	601	100.0	0	0.0	8.4	9.5
	Sherburne	498	1 in 60 miles or 60 mins	8	498	100.0	0	0.0	8.5	9.2
	Washington	1,030	1 in 60 miles or 60 mins	31	1,030	100.0	0	0.0	4.4	5.3
	Wright	743	1 in 60 miles or 60 mins	2	743	100.0	0	0.0	9.5	10.4
Grand Totals		15,406	1 in 60 miles or 60 mins	291	15,406	100.0	0	0.0	5.3	6.8

© 2024 Quest Analytics, LLC.

Anesthesiology Physicians and Certified Registered Nurse Anesthetists/VantagePlus with Medica/MNN

July 2, 2024

Created by...
Medica

VantagePlus with Medica MNN006
Anesthesiology Physicians and CRNA

648 providers at 36 locations

- All providers

Anesthesiology Physicians and CRNA

Employee Group

National Proxy Census (VantagePlus with Medica MNN006)

Provider Group

VantagePlus with Medica MNN006
Anesthesiology Physicians and CRNA
(Medica Regional Service Area)

15,406 eligible locations

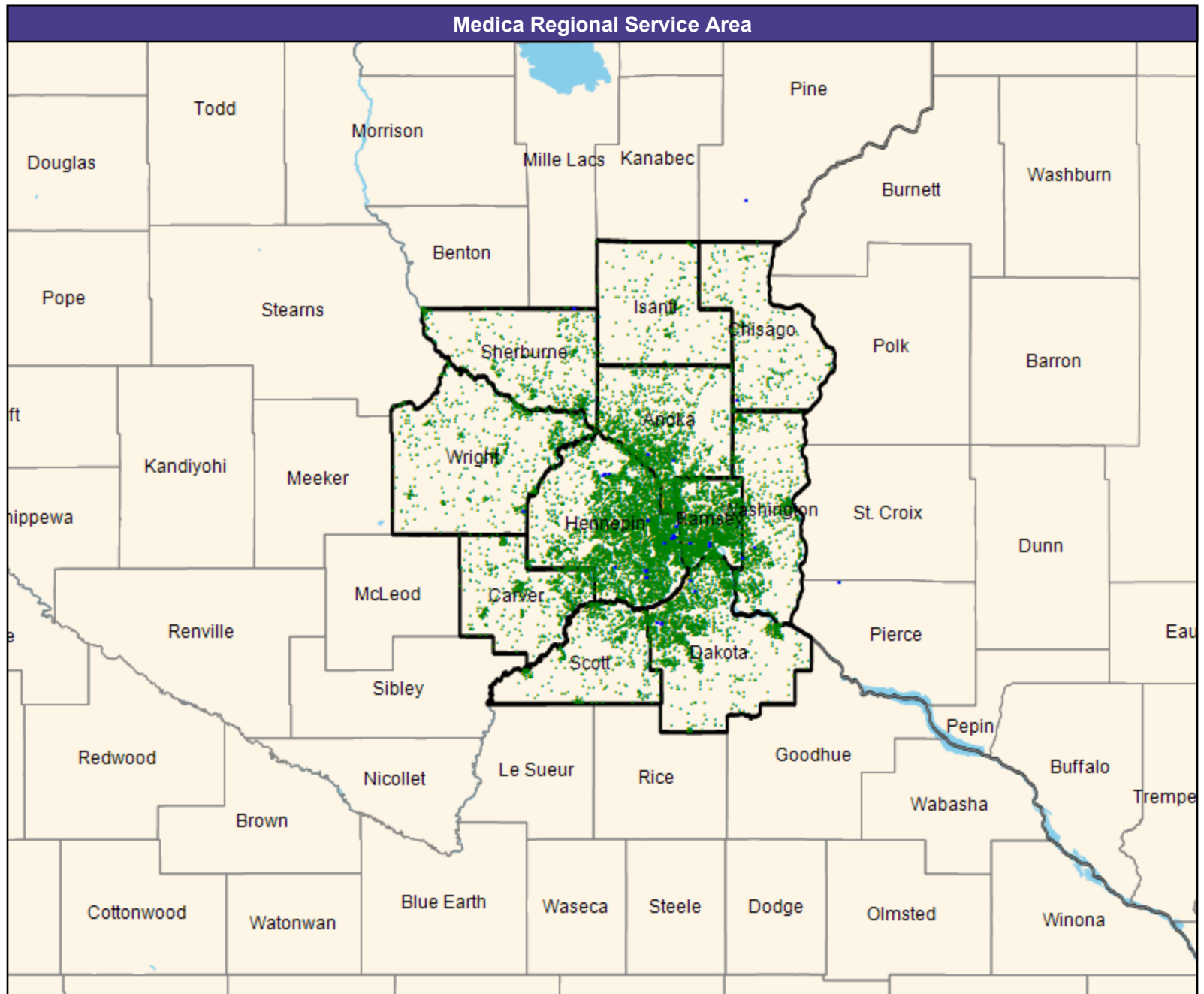
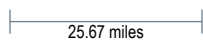
- ◆ With access (15,406)
- Without access (0)

The Access Standard is defined as
(National Proxy Census (VantagePlus with Medica MNN006)) eligibles
accessing:

1 (VantagePlus with Medica MNN006
Anesthesiology Physicians and CRNA
(Medica Regional Service Area))
provider in 60 miles or 60 minutes

Service Areas

- VantagePlus with Medica MNN006



Access Detail By County

July 2, 2024

Created by...
Medica

Access Analysis
Anesthesiology Physicians and CRNA

Eligible / Provider Groups

National Proxy Census (VantagePlus
with Medica MNN006)

VantagePlus with Medica MNN006
Anesthesiology Physicians and
CRNA (Medica Regional Service
Area)

All Eligibles										
State Name	County	Eligible	Provider	Counts	With Access	Without Access	Average Distance		Average Time	
		#	Standard	#	#	%	#	%	1	1
Minnesota	Anoka	1,740	1 in 60 miles or 60 mins	18	1,740	100.0	0	0.0	6.1	7.8
	Carver	795	1 in 60 miles or 60 mins	0	795	100.0	0	0.0	13.9	17.3
	Chisago	271	1 in 60 miles or 60 mins	19	271	100.0	0	0.0	12.7	13.8
	Dakota	1,818	1 in 60 miles or 60 mins	24	1,818	100.0	0	0.0	6.8	8.5
	Hennepin	5,098	1 in 60 miles or 60 mins	998	5,098	100.0	0	0.0	4.3	6.8
	Isanti	226	1 in 60 miles or 60 mins	0	226	100.0	0	0.0	16.9	18.5
	Ramsey	2,586	1 in 60 miles or 60 mins	24	2,586	100.0	0	0.0	4.3	6.9
	Scott	601	1 in 60 miles or 60 mins	0	601	100.0	0	0.0	12.4	15.1
	Sherburne	498	1 in 60 miles or 60 mins	16	498	100.0	0	0.0	16.2	17.9
	Washington	1,030	1 in 60 miles or 60 mins	2	1,030	100.0	0	0.0	7.6	9.3
	Wright	743	1 in 60 miles or 60 mins	6	743	100.0	0	0.0	16.8	18.7
	Grand Totals	15,406	1 in 60 miles or 60 mins	1,107	15,406	100.0	0	0.0	7.1	9.4

Cardiac Surgery/VantagePlus with Medica/MNN006

July 2, 2024

Created by...
Medica

VantagePlus with Medica MNN006
Cardiac Surgery

197 providers at 74 locations

- All providers

Cardiac Surgery

Employee Group

National Proxy Census (VantagePlus with Medica MNN006)

Provider Group

VantagePlus with Medica MNN006
Cardiac Surgery (Medica Regional Service Area)

15,406 eligible locations

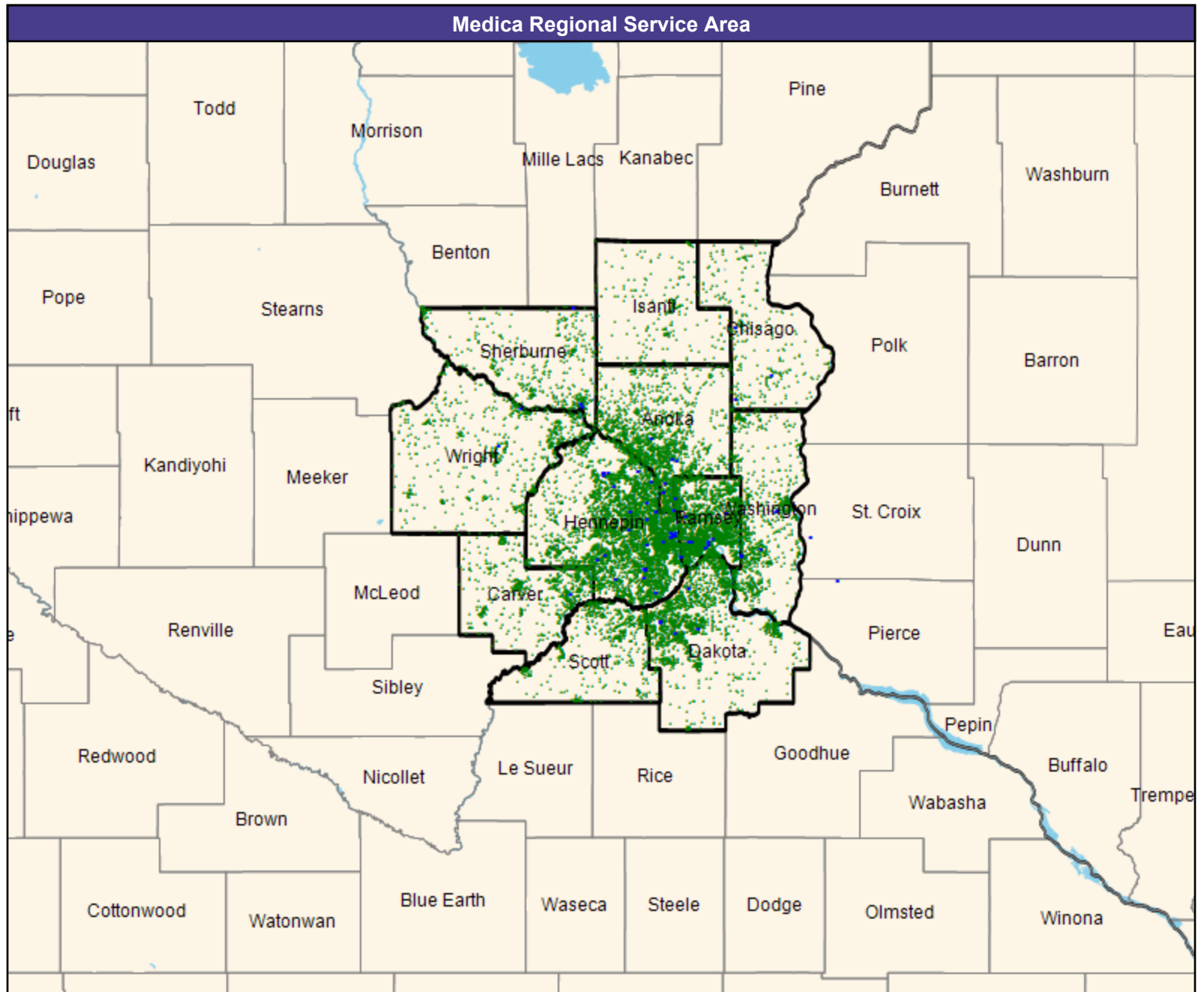
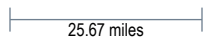
- ◆ With access (15,406)
- Without access (0)

The Access Standard is defined as (National Proxy Census (VantagePlus with Medica MNN006)) eligibles accessing:

1 (VantagePlus with Medica MNN006 Cardiac Surgery (Medica Regional Service Area)) provider in 60 miles or 60 minutes

Service Areas

- VantagePlus with Medica MNN006



Access Detail By County

July 2, 2024

Created by...
Medica

Access Analysis
 Cardiac Surgery
 Eligible / Provider Groups
 National Proxy Census (VantagePlus
 with Medica MNN006)
 VantagePlus with Medica MNN006
 Cardiac Surgery (Medica Regional
 Service Area)

All Eligibles										
State Name	County	Eligible	Provider	Counts	With Access		Without Access		Average Distance	Average Time
		#	Standard	#	#	%	#	%	1	1
Minnesota	Anoka	1,740	1 in 60 miles or 60 mins	223	1,740	100.0	0	0.0	4.6	5.5
	Carver	795	1 in 60 miles or 60 mins	17	795	100.0	0	0.0	8.7	9.7
	Chisago	271	1 in 60 miles or 60 mins	214	271	100.0	0	0.0	6.5	7.0
	Dakota	1,818	1 in 60 miles or 60 mins	142	1,818	100.0	0	0.0	5.1	6.3
	Hennepin	5,098	1 in 60 miles or 60 mins	977	5,098	100.0	0	0.0	2.9	4.5
	Isanti	226	1 in 60 miles or 60 mins	0	226	100.0	0	0.0	13.7	14.9
	Ramsey	2,586	1 in 60 miles or 60 mins	172	2,586	100.0	0	0.0	2.3	3.7
	Scott	601	1 in 60 miles or 60 mins	0	601	100.0	0	0.0	10.1	11.6
	Sherburne	498	1 in 60 miles or 60 mins	97	498	100.0	0	0.0	8.3	9.0
	Washington	1,030	1 in 60 miles or 60 mins	57	1,030	100.0	0	0.0	5.0	6.1
	Wright	743	1 in 60 miles or 60 mins	44	743	100.0	0	0.0	9.5	10.4
	Grand Totals	15,406	1 in 60 miles or 60 mins	1,943	15,406	100.0	0	0.0	4.7	6.0

Cardiovascular Disease/VantagePlus with Medica/MNN006

July 2, 2024

Created by...
Medica

VantagePlus with Medica MNN006
Cardiovascular Disease

197 providers at 74 locations

■ All providers

Cardiovascular Disease

Employee Group

National Proxy Census (VantagePlus
with Medica MNN006)

Provider Group

VantagePlus with Medica MNN006
Cardiovascular Disease (Medica
Regional Service Area)

15,406 eligible locations

◆ With access (15,406)

● Without access (0)

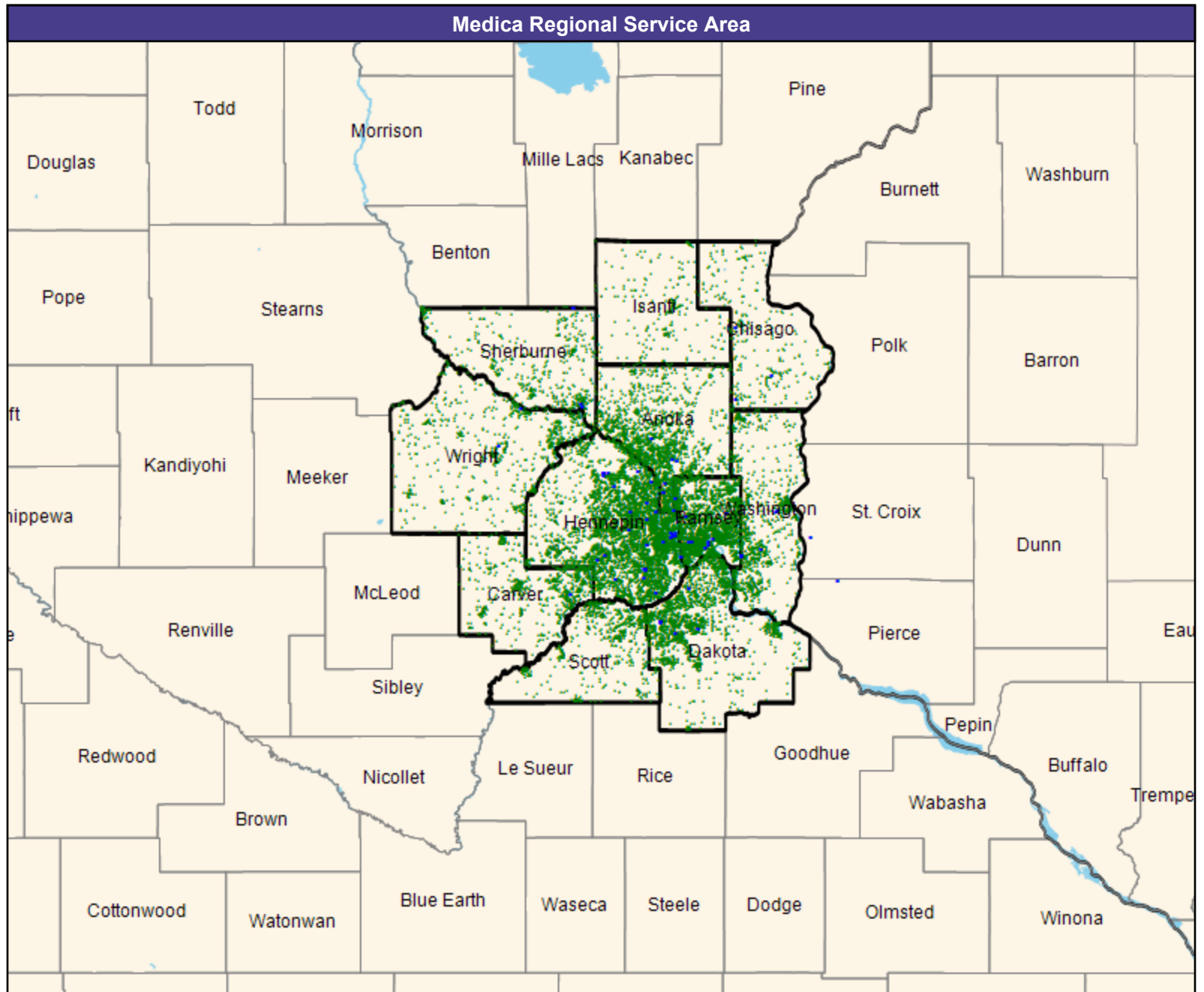
The Access Standard is defined as
(National Proxy Census (VantagePlus
with Medica MNN006)) eligibles
accessing:

1 (VantagePlus with Medica MNN006
Cardiovascular Disease (Medica
Regional Service Area)) provider in 60
miles or 60 minutes

Service Areas

□ VantagePlus with Medica MNN006

25.67 miles



Access Detail By County

July 2, 2024

Created by...
Medica

Access Analysis
Cardiovascular Disease
Eligible / Provider Groups
National Proxy Census (VantagePlus with Medica MNN006)
VantagePlus with Medica MNN006
Cardiovascular Disease (Medica Regional Service Area)

All Eligibles										
State Name	County	Eligible	Provider	Counts	With Access		Without Access		Average Distance	Average Time
		#	Standard	#	#	%	#	%	1	1
Minnesota	Anoka	1,740	1 in 60 miles or 60 mins	446	1,740	100.0	0	0.0	4.6	5.5
	Carver	795	1 in 60 miles or 60 mins	34	795	100.0	0	0.0	8.7	9.7
	Chisago	271	1 in 60 miles or 60 mins	428	271	100.0	0	0.0	6.5	7.0
	Dakota	1,818	1 in 60 miles or 60 mins	284	1,818	100.0	0	0.0	5.1	6.3
	Hennepin	5,098	1 in 60 miles or 60 mins	1,954	5,098	100.0	0	0.0	2.9	4.5
	Isanti	226	1 in 60 miles or 60 mins	0	226	100.0	0	0.0	13.7	14.9
	Ramsey	2,586	1 in 60 miles or 60 mins	344	2,586	100.0	0	0.0	2.3	3.7
	Scott	601	1 in 60 miles or 60 mins	0	601	100.0	0	0.0	10.1	11.6
	Sherburne	498	1 in 60 miles or 60 mins	194	498	100.0	0	0.0	8.3	9.0
	Washington	1,030	1 in 60 miles or 60 mins	114	1,030	100.0	0	0.0	5.0	6.1
	Wright	743	1 in 60 miles or 60 mins	88	743	100.0	0	0.0	9.5	10.4
Grand Totals		15,406	1 in 60 miles or 60 mins	3,886	15,406	100.0	0	0.0	4.7	6.0

© 2024 Quest Analytics, LLC.

Chiropractic Services/VantagePlus with Medica/MNN006

July 2, 2024

Created by...
Medica

VantagePlus with Medica MNN006
Chiropractic

1,882 providers at 1,381 locations
■ All providers

Chiropractic

Employee Group
National Proxy Census (VantagePlus
with Medica MNN006)

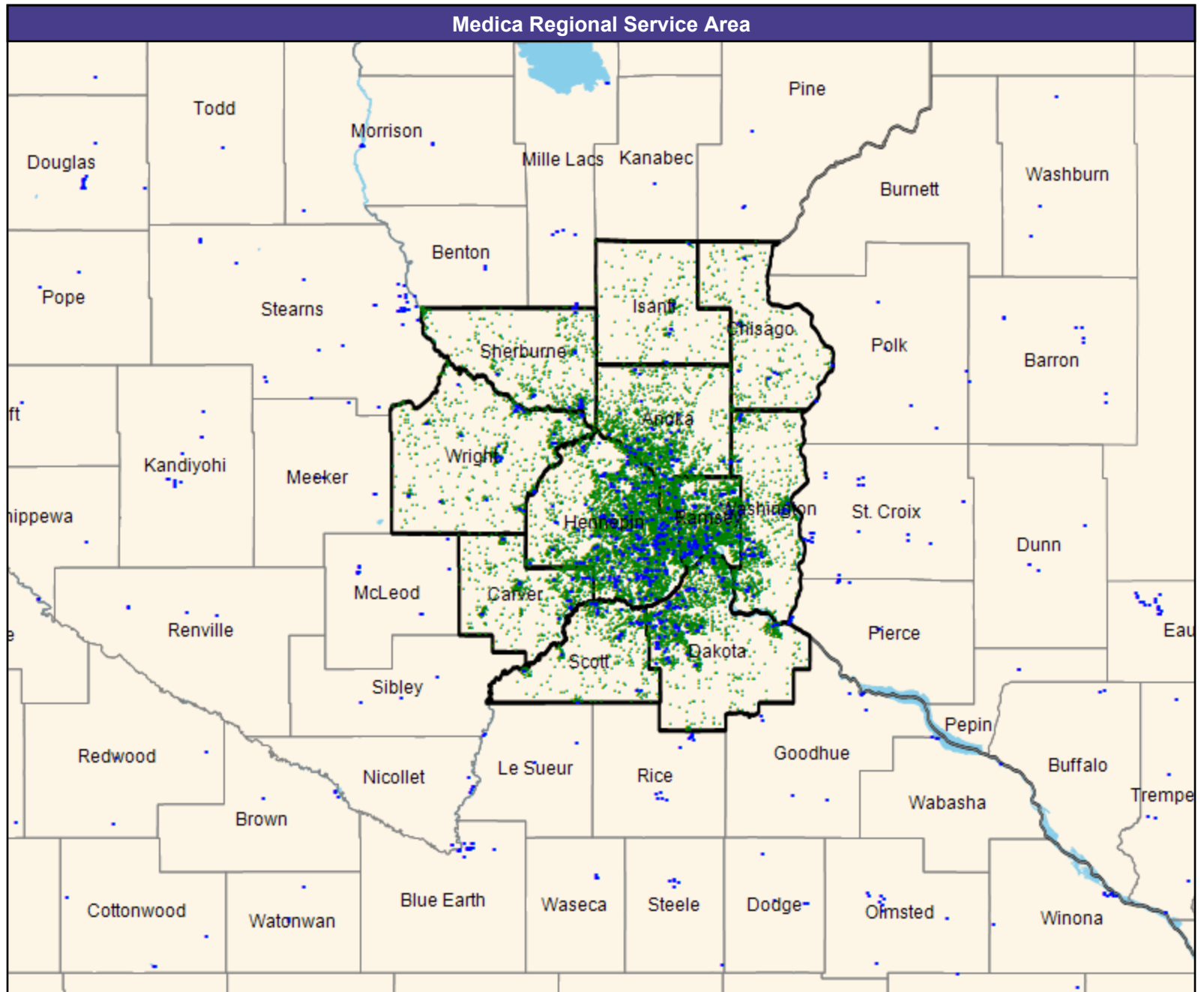
Provider Group
VantagePlus with Medica MNN006
Chiropractic (Medica Regional Service
Area)

15,406 eligible locations
◆ With access (15,406)
● Without access (0)

The Access Standard is defined as
(National Proxy Census (VantagePlus
with Medica MNN006)) eligibles
accessing:
1 (VantagePlus with Medica MNN006
Chiropractic (Medica Regional Service
Area)) provider in 60 miles or 60
minutes

Service Areas
□ VantagePlus with Medica MNN006

25.67 miles



Access Detail By County

July 2, 2024

Created by...
Medica

Access Analysis
Chiropractic
Eligible / Provider Groups
National Proxy Census (VantagePlus with Medica MNN006)
VantagePlus with Medica MNN006 Chiropractic (Medica Regional Service Area)

All Eligibles										
State Name	County	Eligible	Provider	Counts	With Access		Without Access		Average Distance	Average Time
		#	Standard	#	#	%	#	%	1	1
Minnesota	Anoka	1,740	1 in 60 miles or 60 mins	107	1,740	100.0	0	0.0	1.6	2.0
	Carver	795	1 in 60 miles or 60 mins	35	795	100.0	0	0.0	2.0	2.2
	Chisago	271	1 in 60 miles or 60 mins	11	271	100.0	0	0.0	3.6	3.9
	Dakota	1,818	1 in 60 miles or 60 mins	182	1,818	100.0	0	0.0	1.5	1.7
	Hennepin	5,098	1 in 60 miles or 60 mins	531	5,098	100.0	0	0.0	1.0	1.5
	Isanti	226	1 in 60 miles or 60 mins	33	226	100.0	0	0.0	4.1	4.4
	Ramsey	2,586	1 in 60 miles or 60 mins	213	2,586	100.0	0	0.0	0.8	1.3
	Scott	601	1 in 60 miles or 60 mins	61	601	100.0	0	0.0	1.8	1.9
	Sherburne	498	1 in 60 miles or 60 mins	30	498	100.0	0	0.0	3.1	3.3
	Washington	1,030	1 in 60 miles or 60 mins	96	1,030	100.0	0	0.0	1.9	2.2
	Wright	743	1 in 60 miles or 60 mins	62	743	100.0	0	0.0	2.2	2.4
Grand Totals		15,406	1 in 60 miles or 60 mins	1,361	15,406	100.0	0	0.0	1.4	1.8

Colon and Rectal Surgery/VantagePlus with Medica/MNN006

July 2, 2024

Created by...
Medica

VantagePlus with Medica MNN006 Colon and Rectal Surgery

40 providers at 20 locations

- All providers

Colon and Rectal Surgery

Employee Group

National Proxy Census (VantagePlus with Medica MNN006)

Provider Group

VantagePlus with Medica MNN006 Colon and Rectal Surgery (Medica Regional Service Area)

15,406 eligible locations

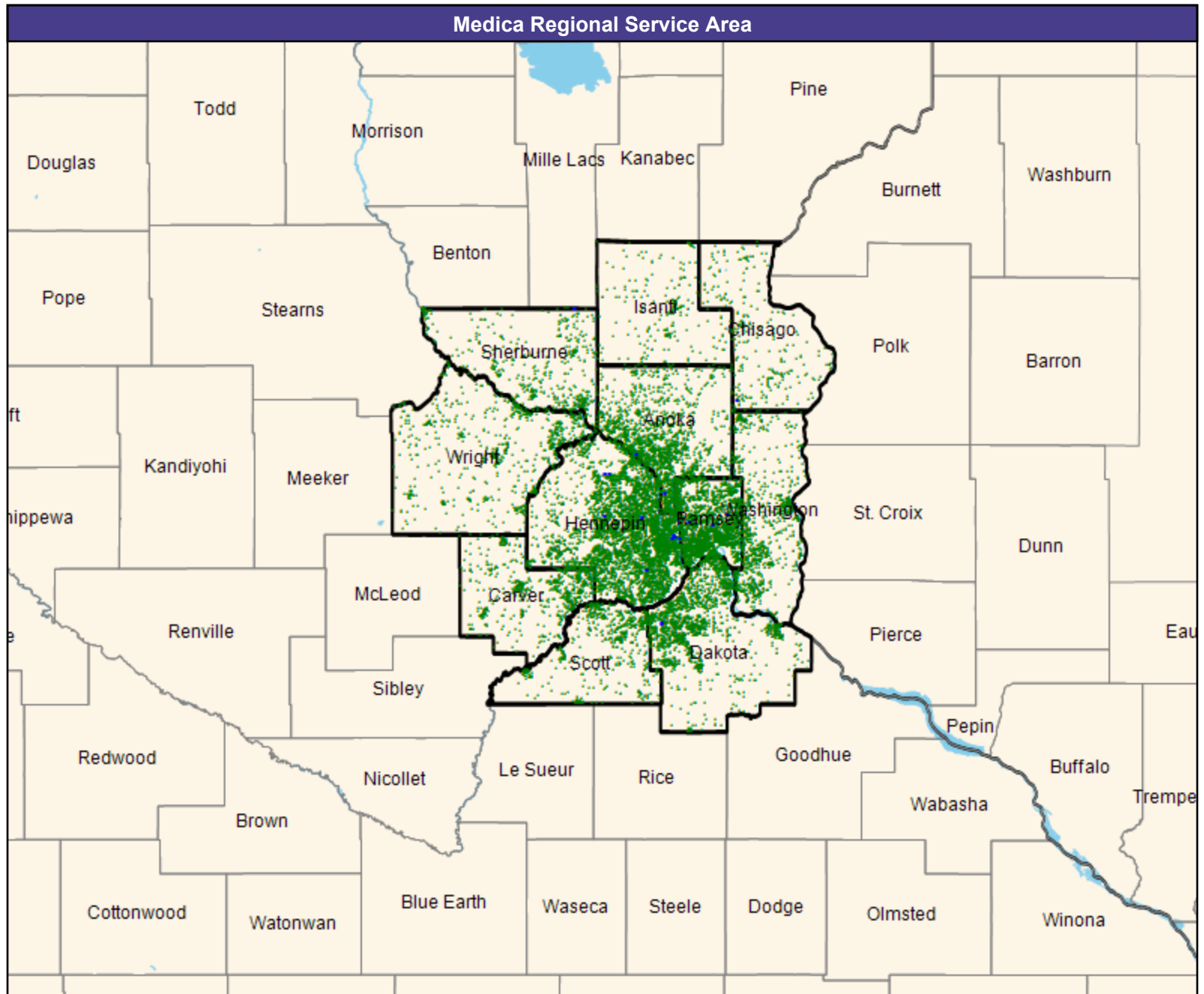
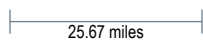
- ◆ With access (15,406)
- Without access (0)

The Access Standard is defined as (National Proxy Census (VantagePlus with Medica MNN006)) eligibles accessing:

1 (VantagePlus with Medica MNN006 Colon and Rectal Surgery (Medica Regional Service Area)) provider in 60 miles or 60 minutes

Service Areas

- VantagePlus with Medica MNN006



Access Detail By County

July 2, 2024

Created by...
Medica

Access Analysis
Colon and Rectal Surgery

Eligible / Provider Groups
National Proxy Census (VantagePlus
with Medica MNN006)
VantagePlus with Medica MNN006
Colon and Rectal Surgery (Medica
Regional Service Area)

All Eligibles										
State Name	County	Eligible	Provider	Counts	With Access		Without Access		Average Distance	Average Time
		#	Standard	#	#	%	#	%	1	1
Minnesota	Anoka	1,740	1 in 60 miles or 60 mins	9	1,740	100.0	0	0.0	6.8	8.8
	Carver	795	1 in 60 miles or 60 mins	0	795	100.0	0	0.0	20.4	26.2
	Chisago	271	1 in 60 miles or 60 mins	2	271	100.0	0	0.0	14.9	16.2
	Dakota	1,818	1 in 60 miles or 60 mins	9	1,818	100.0	0	0.0	9.2	12.1
	Hennepin	5,098	1 in 60 miles or 60 mins	56	5,098	100.0	0	0.0	4.7	7.4
	Isanti	226	1 in 60 miles or 60 mins	0	226	100.0	0	0.0	17.5	19.1
	Ramsey	2,586	1 in 60 miles or 60 mins	24	2,586	100.0	0	0.0	3.9	6.5
	Scott	601	1 in 60 miles or 60 mins	0	601	100.0	0	0.0	13.3	16.1
	Sherburne	498	1 in 60 miles or 60 mins	2	498	100.0	0	0.0	16.4	18.1
	Washington	1,030	1 in 60 miles or 60 mins	0	1,030	100.0	0	0.0	11.7	14.7
Wright	743	1 in 60 miles or 60 mins	0	743	100.0	0	0.0	22.9	27.1	
Grand Totals		15,406	1 in 60 miles or 60 mins	102	15,406	100.0	0	0.0	8.6	11.4

Dermatology/VantagePlus with Medica/MNN006

July 2, 2024

Created by...
Medica

VantagePlus with Medica MNN006
Dermatology

149 providers at 58 locations

- All providers

Dermatology

Employee Group

National Proxy Census (VantagePlus with Medica MNN006)

Provider Group

VantagePlus with Medica MNN006
Dermatology (Medica Regional Service Area)

15,406 eligible locations

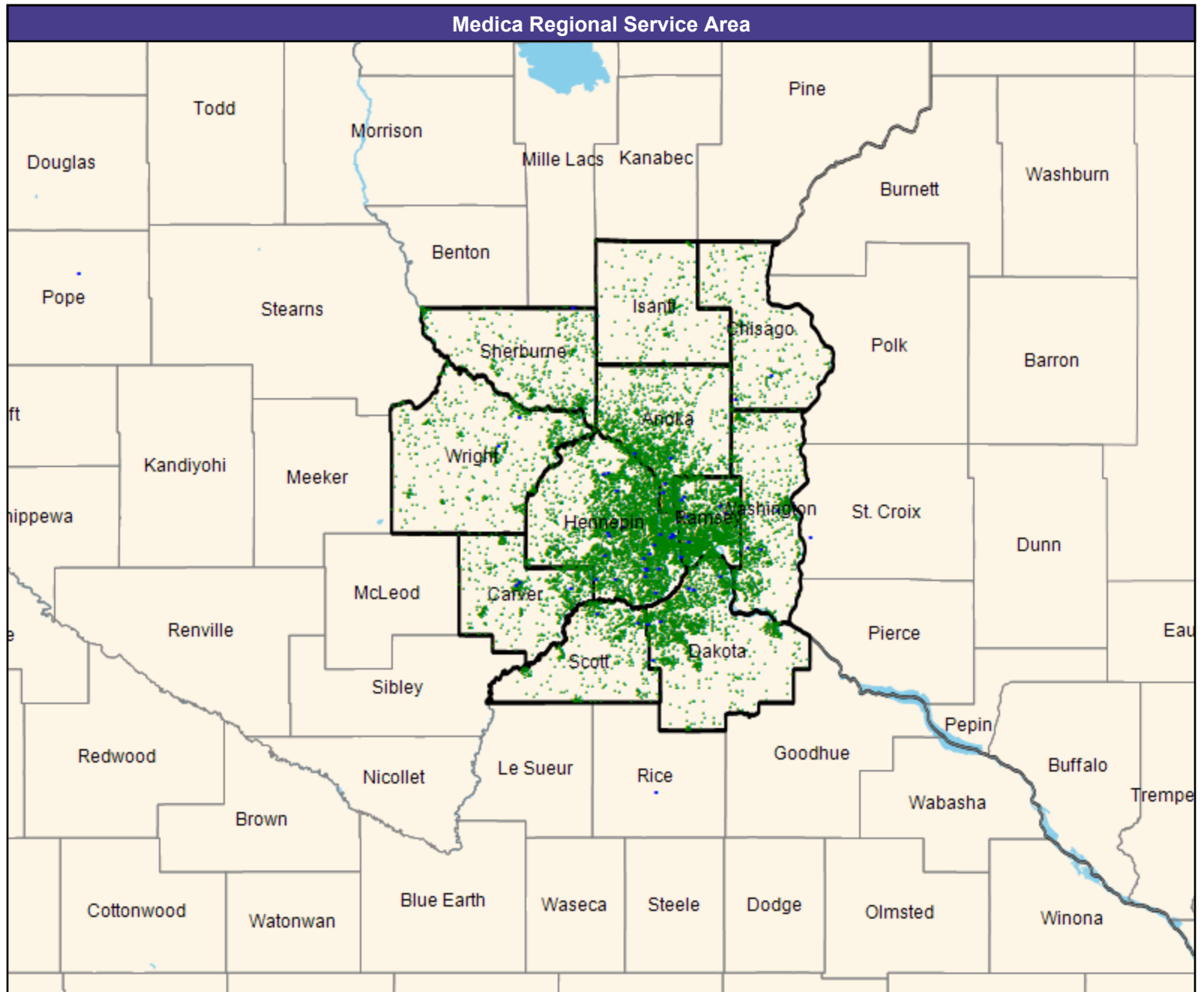
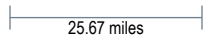
- ◆ With access (15,406)
- Without access (0)

The Access Standard is defined as (National Proxy Census (VantagePlus with Medica MNN006) eligibles accessing:

1 (VantagePlus with Medica MNN006 Dermatology (Medica Regional Service Area)) provider in 60 miles or 60 minutes

Service Areas

- VantagePlus with Medica MNN006



Access Detail By County

July 2, 2024

Created by...
Medica

Access Analysis
Dermatology
Eligible / Provider Groups
National Proxy Census (VantagePlus
with Medica MNN006)
VantagePlus with Medica MNN006
Dermatology (Medica Regional
Service Area)

All Eligibles										
State Name	County	Eligible	Provider	Counts	With Access		Without Access		Average Distance	Average Time
		#	Standard	#	#	%	#	%	1	1
Minnesota	Anoka	1,740	1 in 60 miles or 60 mins	28	1,740	100.0	0	0.0	5.4	7.0
	Carver	795	1 in 60 miles or 60 mins	7	795	100.0	0	0.0	5.1	5.7
	Chisago	271	1 in 60 miles or 60 mins	7	271	100.0	0	0.0	11.3	12.3
	Dakota	1,818	1 in 60 miles or 60 mins	46	1,818	100.0	0	0.0	5.6	6.8
	Hennepin	5,098	1 in 60 miles or 60 mins	227	5,098	100.0	0	0.0	3.1	4.6
	Isanti	226	1 in 60 miles or 60 mins	0	226	100.0	0	0.0	17.5	19.1
	Ramsey	2,586	1 in 60 miles or 60 mins	81	2,586	100.0	0	0.0	3.1	5.0
	Scott	601	1 in 60 miles or 60 mins	6	601	100.0	0	0.0	6.1	6.8
	Sherburne	498	1 in 60 miles or 60 mins	2	498	100.0	0	0.0	11.9	13.0
	Washington	1,030	1 in 60 miles or 60 mins	12	1,030	100.0	0	0.0	4.9	5.9
	Wright	743	1 in 60 miles or 60 mins	21	743	100.0	0	0.0	10.1	11.1
	Grand Totals	15,406	1 in 60 miles or 60 mins	437	15,406	100.0	0	0.0	5.0	6.4

Endocrinology/VantagePlus with Medica/MNN006

July 2, 2024

Created by...
Medica

VantagePlus with Medica MNN006
Endocrinology

59 providers at 46 locations

- All providers

Endocrinology

Employee Group

National Proxy Census (VantagePlus with Medica MNN006)

Provider Group

VantagePlus with Medica MNN006
Endocrinology (Medica Regional Service Area)

15,406 eligible locations

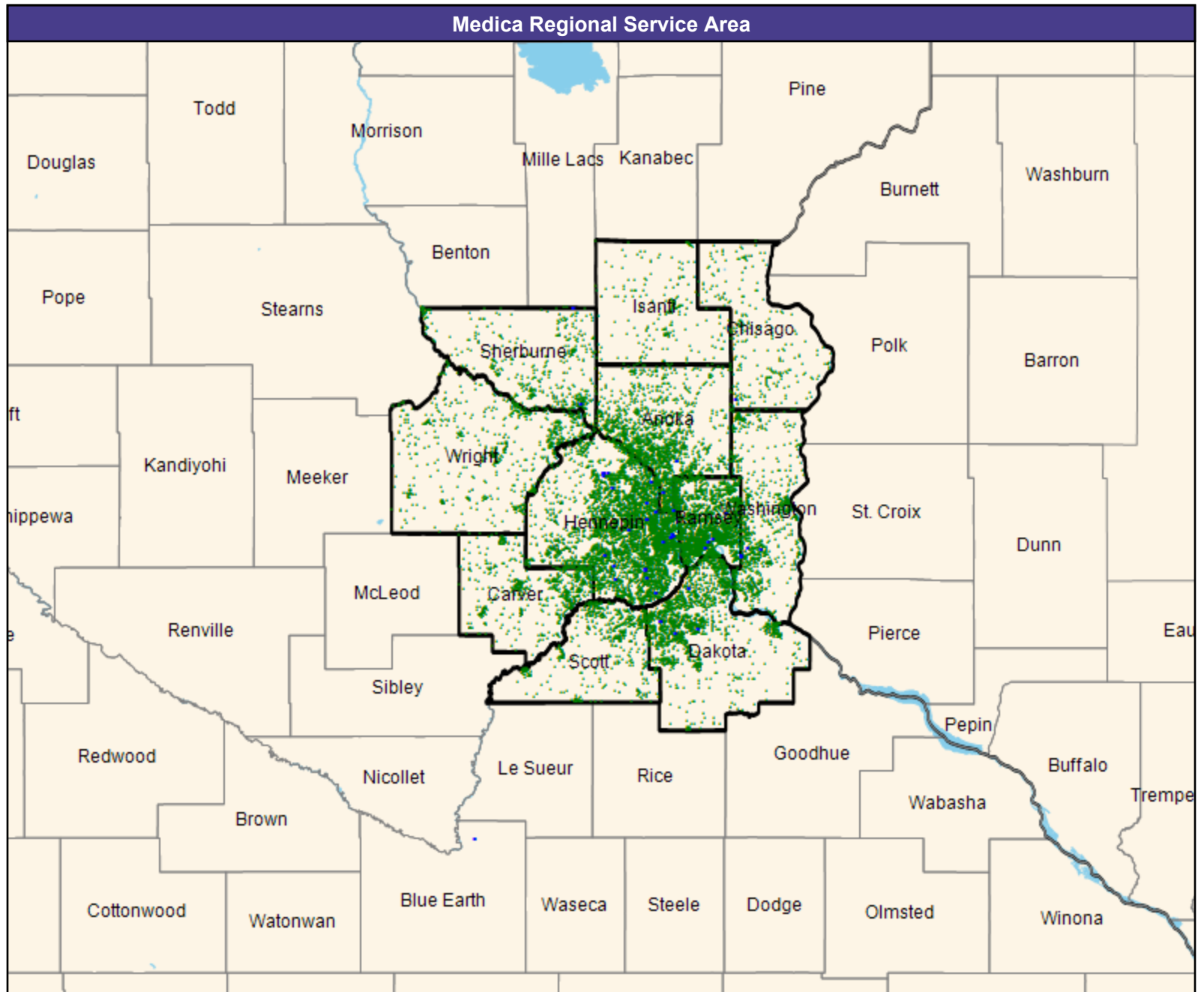
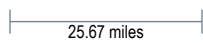
- ◆ With access (15,406)
- Without access (0)

The Access Standard is defined as (National Proxy Census (VantagePlus with Medica MNN006) eligibles accessing:

1 (VantagePlus with Medica MNN006 Endocrinology (Medica Regional Service Area)) provider in 60 miles or 60 minutes

Service Areas

- VantagePlus with Medica MNN006



Access Detail By County

July 2, 2024

Created by...
Medica

Access Analysis
Endocrinology
Eligible / Provider Groups
National Proxy Census (VantagePlus with Medica MNN006)
VantagePlus with Medica MNN006 Endocrinology (Medica Regional Service Area)

All Eligibles										
State Name	County	Eligible	Provider	Counts	With Access		Without Access		Average Distance	Average Time
		#	Standard	#	#	%	#	%	1	1
Minnesota	Anoka	1,740	1 in 60 miles or 60 mins	6	1,740	100.0	0	0.0	6.3	8.0
	Carver	795	1 in 60 miles or 60 mins	0	795	100.0	0	0.0	15.2	18.4
	Chisago	271	1 in 60 miles or 60 mins	2	271	100.0	0	0.0	14.9	16.2
	Dakota	1,818	1 in 60 miles or 60 mins	16	1,818	100.0	0	0.0	5.1	6.3
	Hennepin	5,098	1 in 60 miles or 60 mins	239	5,098	100.0	0	0.0	3.3	5.1
	Isanti	226	1 in 60 miles or 60 mins	0	226	100.0	0	0.0	17.5	19.0
	Ramsey	2,586	1 in 60 miles or 60 mins	22	2,586	100.0	0	0.0	3.0	5.0
	Scott	601	1 in 60 miles or 60 mins	0	601	100.0	0	0.0	12.3	14.9
	Sherburne	498	1 in 60 miles or 60 mins	2	498	100.0	0	0.0	10.5	11.4
	Washington	1,030	1 in 60 miles or 60 mins	22	1,030	100.0	0	0.0	6.8	8.3
	Wright	743	1 in 60 miles or 60 mins	0	743	100.0	0	0.0	18.6	21.3
	Grand Totals	15,406	1 in 60 miles or 60 mins	309	15,406	100.0	0	0.0	6.4	8.2

Gastroenterology/VantagePlus with Medica/MNN006

July 2, 2024

Created by...
Medica

VantagePlus with Medica MNN006
Gastroenterology

179 providers at 43 locations

- All providers

Gastroenterology

Employee Group

National Proxy Census (VantagePlus with Medica MNN006)

Provider Group

VantagePlus with Medica MNN006
Gastroenterology (Medica Regional Service Area)

15,406 eligible locations

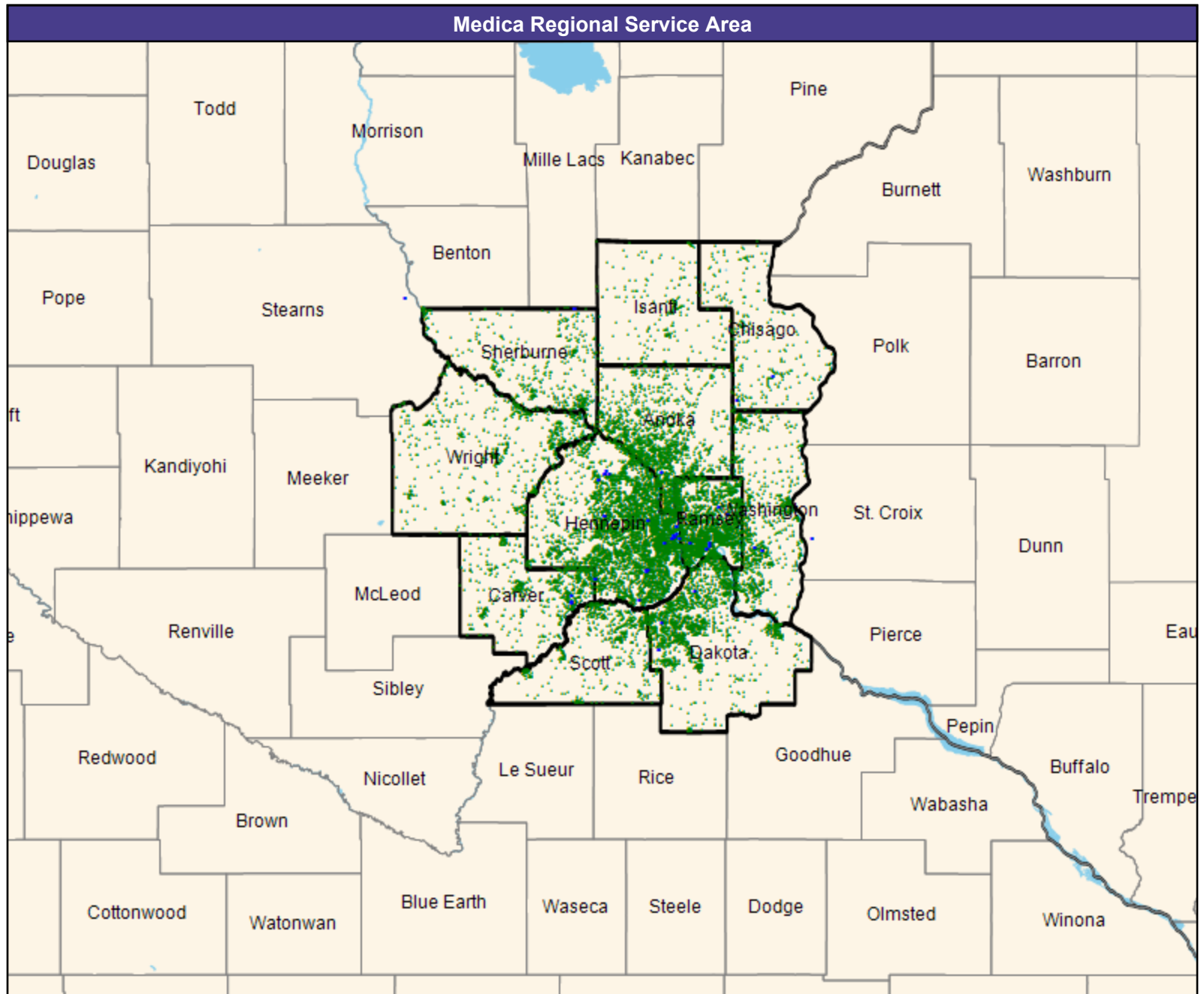
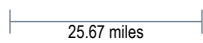
- ◆ With access (15,406)
- Without access (0)

The Access Standard is defined as (National Proxy Census (VantagePlus with Medica MNN006)) eligibles accessing:

1 (VantagePlus with Medica MNN006 Gastroenterology (Medica Regional Service Area)) provider in 60 miles or 60 minutes

Service Areas

- VantagePlus with Medica MNN006



Access Detail By County

July 2, 2024

Created by...
Medica

Access Analysis
Gastroenterology
Eligible / Provider Groups
National Proxy Census (VantagePlus with Medica MNN006)
VantagePlus with Medica MNN006 Gastroenterology (Medica Regional Service Area)

All Eligibles										
State Name	County	Eligible	Provider	Counts	With Access		Without Access		Average Distance	Average Time
		#	Standard	#	#	%	#	%	1	1
Minnesota	Anoka	1,740	1 in 60 miles or 60 mins	106	1,740	100.0	0	0.0	7.7	9.7
	Carver	795	1 in 60 miles or 60 mins	14	795	100.0	0	0.0	8.4	9.3
	Chisago	271	1 in 60 miles or 60 mins	6	271	100.0	0	0.0	11.3	12.3
	Dakota	1,818	1 in 60 miles or 60 mins	110	1,818	100.0	0	0.0	6.2	7.8
	Hennepin	5,098	1 in 60 miles or 60 mins	701	5,098	100.0	0	0.0	3.9	6.0
	Isanti	226	1 in 60 miles or 60 mins	0	226	100.0	0	0.0	17.6	19.1
	Ramsey	2,586	1 in 60 miles or 60 mins	141	2,586	100.0	0	0.0	3.0	4.8
	Scott	601	1 in 60 miles or 60 mins	0	601	100.0	0	0.0	8.6	9.7
	Sherburne	498	1 in 60 miles or 60 mins	3	498	100.0	0	0.0	14.6	16.3
	Washington	1,030	1 in 60 miles or 60 mins	119	1,030	100.0	0	0.0	6.7	8.0
	Wright	743	1 in 60 miles or 60 mins	0	743	100.0	0	0.0	20.9	24.9
Grand Totals		15,406	1 in 60 miles or 60 mins	1,200	15,406	100.0	0	0.0	6.5	8.4

General Surgery/VantagePlus with Medica/MNN006

July 2, 2024

Created by...
Medica

VantagePlus with Medica MNN006
General Surgery

184 providers at 66 locations

- All providers

General Surgery

Employee Group

National Proxy Census (VantagePlus with Medica MNN006)

Provider Group

VantagePlus with Medica MNN006
General Surgery (Medica Regional Service Area)

15,406 eligible locations

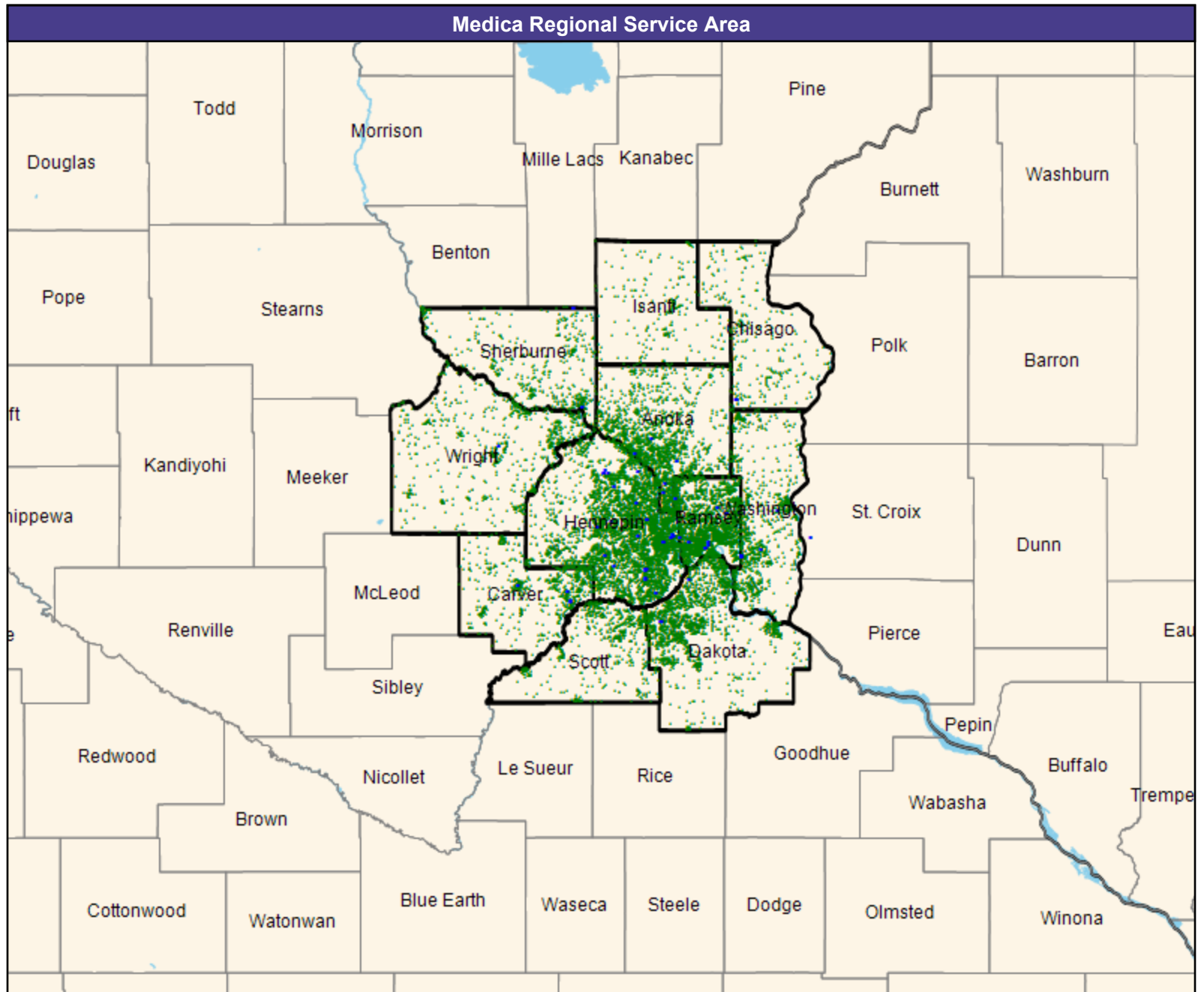
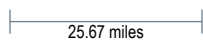
- ◆ With access (15,406)
- Without access (0)

The Access Standard is defined as (National Proxy Census (VantagePlus with Medica MNN006)) eligibles accessing:

1 (VantagePlus with Medica MNN006 General Surgery (Medica Regional Service Area)) provider in 60 miles or 60 minutes

Service Areas

- VantagePlus with Medica MNN006



Access Detail By County

July 2, 2024

Created by...
Medica

Access Analysis
 General Surgery
 Eligible / Provider Groups
 National Proxy Census (VantagePlus with Medica MNN006)
 VantagePlus with Medica MNN006 General Surgery (Medica Regional Service Area)

All Eligibles										
State Name	County	Eligible	Provider	Counts	With Access		Without Access		Average Distance	Average Time
		#	Standard	#	#	%	#	%	1	1
Minnesota	Anoka	1,740	1 in 60 miles or 60 mins	60	1,740	100.0	0	0.0	4.5	5.5
	Carver	795	1 in 60 miles or 60 mins	6	795	100.0	0	0.0	5.2	5.8
	Chisago	271	1 in 60 miles or 60 mins	35	271	100.0	0	0.0	14.8	16.1
	Dakota	1,818	1 in 60 miles or 60 mins	63	1,818	100.0	0	0.0	7.0	8.7
	Hennepin	5,098	1 in 60 miles or 60 mins	590	5,098	100.0	0	0.0	2.9	4.5
	Isanti	226	1 in 60 miles or 60 mins	0	226	100.0	0	0.0	17.2	18.8
	Ramsey	2,586	1 in 60 miles or 60 mins	76	2,586	100.0	0	0.0	2.6	4.1
	Scott	601	1 in 60 miles or 60 mins	0	601	100.0	0	0.0	9.6	11.0
	Sherburne	498	1 in 60 miles or 60 mins	42	498	100.0	0	0.0	10.1	11.0
	Washington	1,030	1 in 60 miles or 60 mins	19	1,030	100.0	0	0.0	5.1	6.1
	Wright	743	1 in 60 miles or 60 mins	18	743	100.0	0	0.0	10.6	11.6
Grand Totals		15,406	1 in 60 miles or 60 mins	909	15,406	100.0	0	0.0	5.1	6.4

Genetics/VantagePlus with Medica/MNN006

July 2, 2024

Created by...
Medica

VantagePlus with Medica MNN006
Genetics

77 providers at 37 locations

- All providers

Genetics

Employee Group

National Proxy Census (VantagePlus with Medica MNN006)

Provider Group

VantagePlus with Medica MNN006
Genetics (Medica Regional Service Area)

15,406 eligible locations

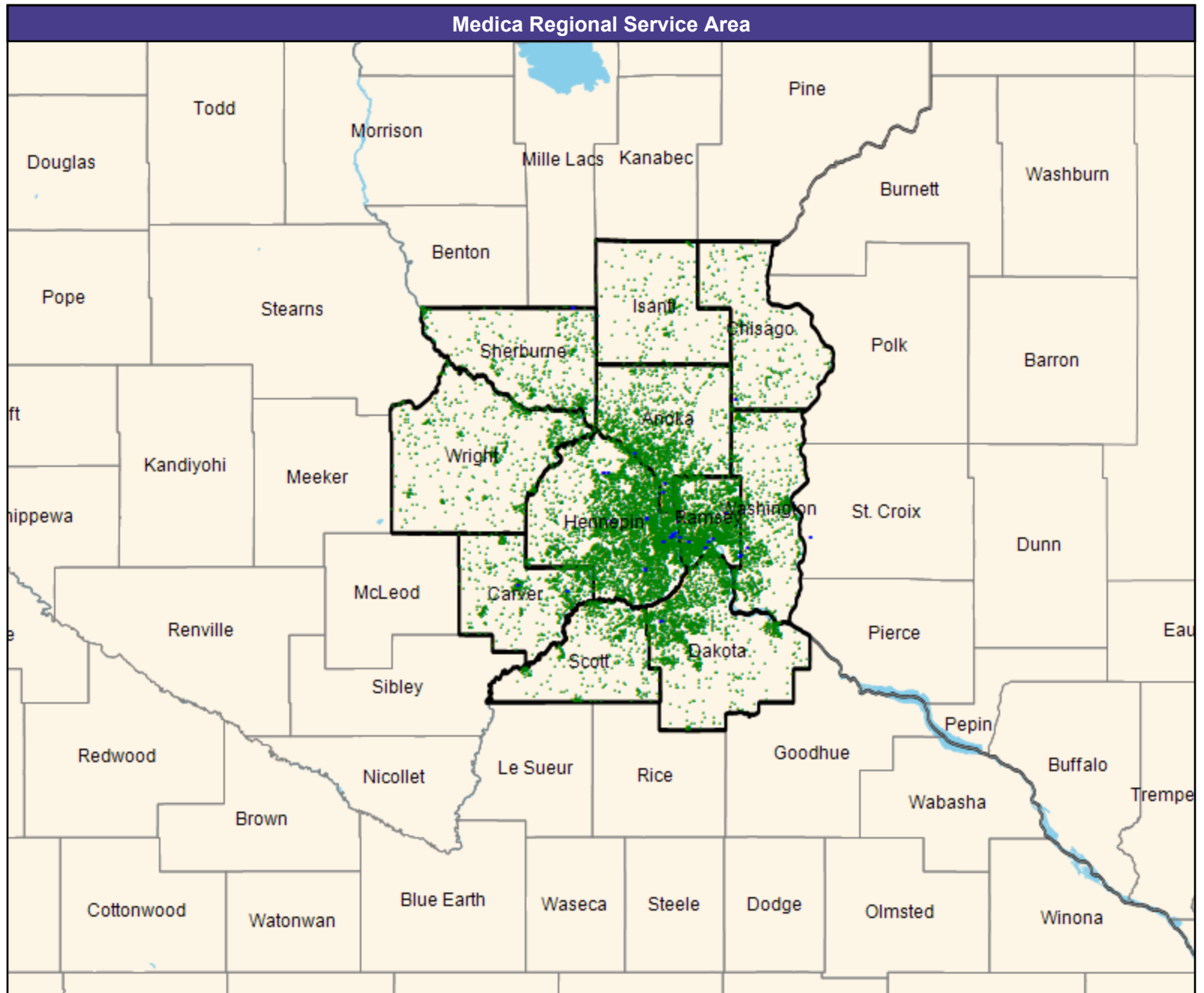
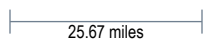
- ◆ With access (15,406)
- Without access (0)

The Access Standard is defined as (National Proxy Census (VantagePlus with Medica MNN006)) eligibles accessing:

1 (VantagePlus with Medica MNN006 Genetics (Medica Regional Service Area)) provider in 60 miles or 60 minutes

Service Areas

- VantagePlus with Medica MNN006



Access Detail By County

July 2, 2024

Created by...
Medica

Access Analysis
Genetics

Eligible / Provider Groups
National Proxy Census (VantagePlus with Medica MNN006)
VantagePlus with Medica MNN006 Genetics (Medica Regional Service Area)

All Eligibles										
State Name	County	Eligible	Provider	Counts	With Access		Without Access		Average Distance	Average Time
		#	Standard	#	#	%	#	%	1	1
Minnesota	Anoka	1,740	1 in 60 miles or 60 mins	6	1,740	100.0	0	0.0	6.5	8.4
	Carver	795	1 in 60 miles or 60 mins	7	795	100.0	0	0.0	5.5	6.1
	Chisago	271	1 in 60 miles or 60 mins	8	271	100.0	0	0.0	14.9	16.2
	Dakota	1,818	1 in 60 miles or 60 mins	16	1,818	100.0	0	0.0	7.8	10.0
	Hennepin	5,098	1 in 60 miles or 60 mins	168	5,098	100.0	0	0.0	4.2	6.5
	Isanti	226	1 in 60 miles or 60 mins	0	226	100.0	0	0.0	17.5	19.1
	Ramsey	2,586	1 in 60 miles or 60 mins	49	2,586	100.0	0	0.0	2.9	4.7
	Scott	601	1 in 60 miles or 60 mins	0	601	100.0	0	0.0	10.3	11.8
	Sherburne	498	1 in 60 miles or 60 mins	2	498	100.0	0	0.0	16.3	18.1
	Washington	1,030	1 in 60 miles or 60 mins	18	1,030	100.0	0	0.0	6.7	8.0
	Wright	743	1 in 60 miles or 60 mins	0	743	100.0	0	0.0	22.4	26.0
	Grand Totals	15,406	1 in 60 miles or 60 mins	274	15,406	100.0	0	0.0	6.8	8.8

Infectious Disease/VantagePlus with Medica/MNN006

July 2, 2024

Created by...
Medica

VantagePlus with Medica MNN006
Infectious Disease

81 providers at 27 locations

■ All providers

Infectious Disease

Employee Group

National Proxy Census (VantagePlus
with Medica MNN006)

Provider Group

VantagePlus with Medica MNN006
Infectious Disease (Medica Regional
Service Area)

15,406 eligible locations

◆ With access (15,406)

● Without access (0)

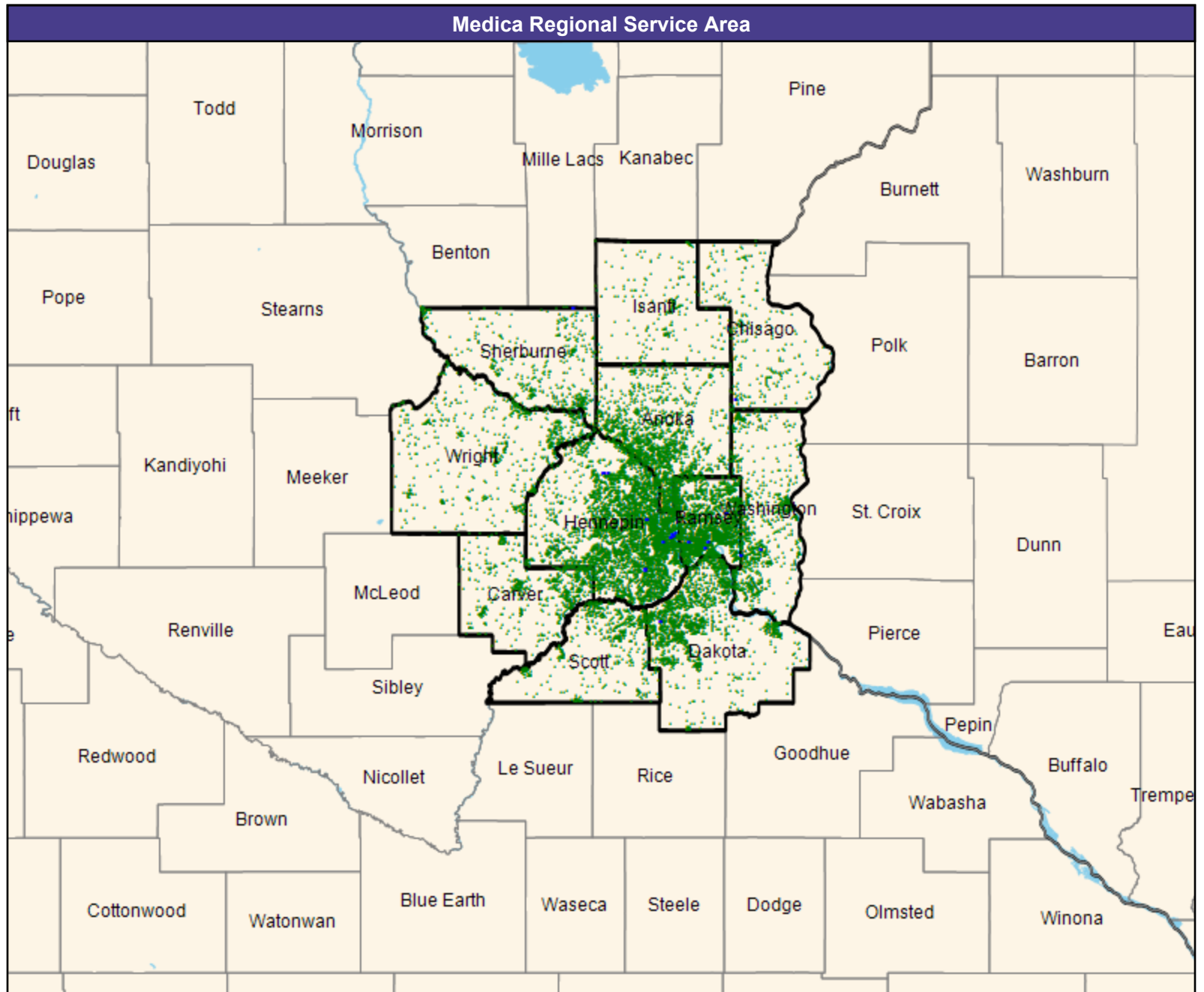
The Access Standard is defined as
(National Proxy Census (VantagePlus
with Medica MNN006)) eligibles
accessing:

1 (VantagePlus with Medica MNN006
Infectious Disease (Medica Regional
Service Area)) provider in 60 miles or
60 minutes

Service Areas

□ VantagePlus with Medica MNN006

25.67 miles



Access Detail By County

July 2, 2024

Created by...
Medica

Access Analysis
 Infectious Disease
 Eligible / Provider Groups
 National Proxy Census (VantagePlus with Medica MNN006)
 VantagePlus with Medica MNN006 Infectious Disease (Medica Regional Service Area)

All Eligibles										
State Name	County	Eligible	Provider	Counts	With Access		Without Access		Average Distance	Average Time
		#	Standard	#	#	%	#	%	1	1
Minnesota	Anoka	1,740	1 in 60 miles or 60 mins	0	1,740	100.0	0	0.0	11.3	15.0
	Carver	795	1 in 60 miles or 60 mins	0	795	100.0	0	0.0	20.8	27.8
	Chisago	271	1 in 60 miles or 60 mins	5	271	100.0	0	0.0	14.9	16.2
	Dakota	1,818	1 in 60 miles or 60 mins	9	1,818	100.0	0	0.0	7.9	10.2
	Hennepin	5,098	1 in 60 miles or 60 mins	229	5,098	100.0	0	0.0	5.6	8.9
	Isanti	226	1 in 60 miles or 60 mins	0	226	100.0	0	0.0	17.6	19.1
	Ramsey	2,586	1 in 60 miles or 60 mins	49	2,586	100.0	0	0.0	3.4	5.5
	Scott	601	1 in 60 miles or 60 mins	0	601	100.0	0	0.0	13.4	16.2
	Sherburne	498	1 in 60 miles or 60 mins	3	498	100.0	0	0.0	16.3	18.0
	Washington	1,030	1 in 60 miles or 60 mins	3	1,030	100.0	0	0.0	6.9	8.5
	Wright	743	1 in 60 miles or 60 mins	0	743	100.0	0	0.0	23.3	27.5
	Grand Totals	15,406	1 in 60 miles or 60 mins	298	15,406	100.0	0	0.0	8.9	11.9

Mammography/VantagePlus with Medica/MNN006

July 2, 2024

Created by...
Medica

VantagePlus with Medica MNN006
Mammography

3 providers at 3 locations
■ All providers

Mammography

Employee Group
National Proxy Census (VantagePlus
with Medica MNN006)

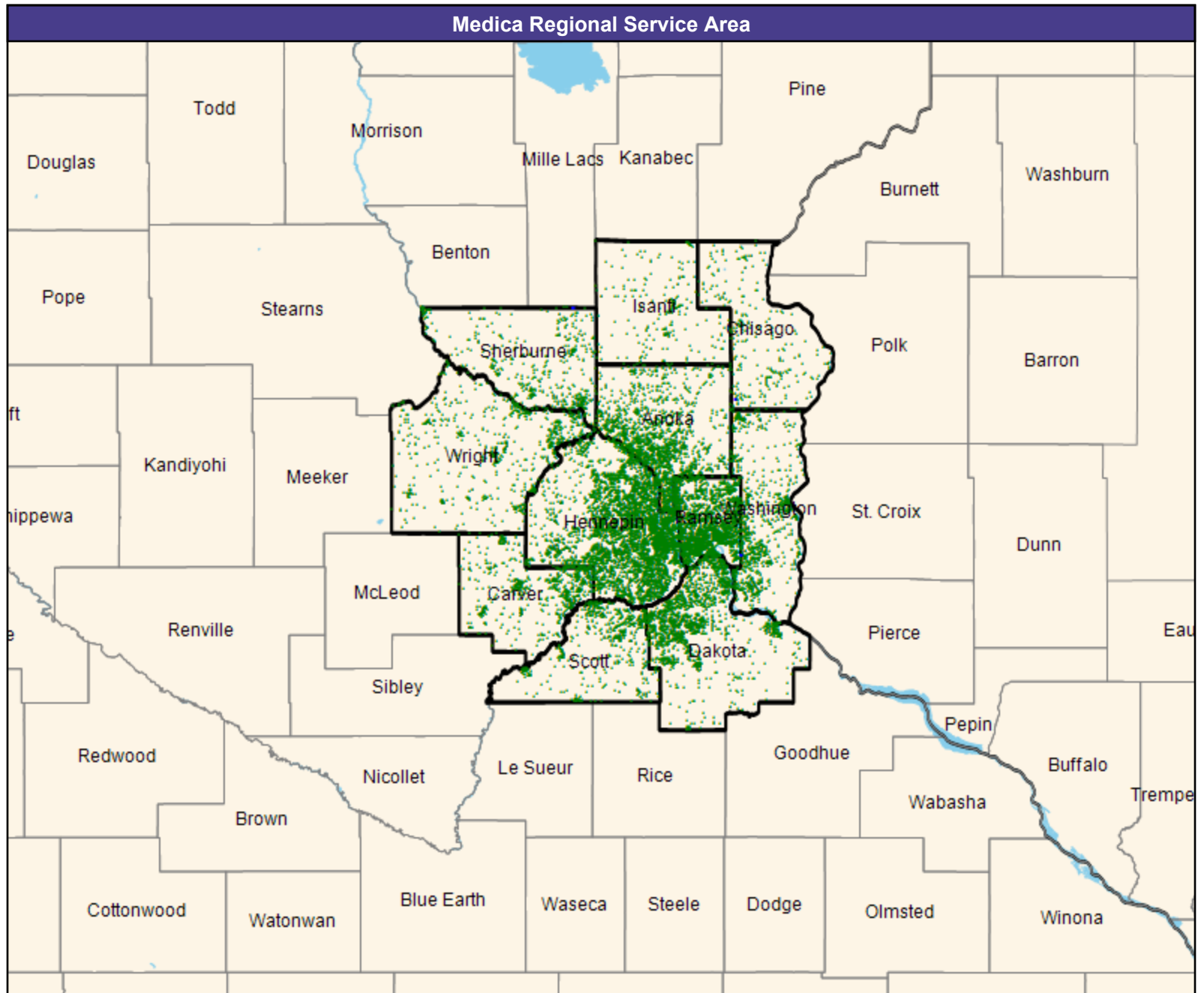
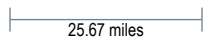
Provider Group
VantagePlus with Medica MNN006
Mammography (Medica Regional
Service Area)

15,406 eligible locations
◆ With access (15,406)
● Without access (0)

The Access Standard is defined as
(National Proxy Census (VantagePlus
with Medica MNN006)) eligibles
accessing:

1 (VantagePlus with Medica MNN006
Mammography (Medica Regional
Service Area)) provider in 60 miles or
60 minutes

Service Areas
□ VantagePlus with Medica MNN006



Access Detail By County

July 2, 2024

Created by...
Medica

Access Analysis
Mammography
Eligible / Provider Groups
National Proxy Census (VantagePlus
with Medica MNN006)
VantagePlus with Medica MNN006
Mammography (Medica Regional
Service Area)

All Eligibles										
State Name	County	Eligible	Provider	Counts	With Access		Without Access		Average Distance	Average Time
		#	Standard	#	#	%	#	%	1	1
Minnesota	Anoka	1,740	1 in 60 miles or 60 mins	0	1,740	100.0	0	0.0	20.2	24.7
	Carver	795	1 in 60 miles or 60 mins	0	795	100.0	0	0.0	38.5	47.0
	Chisago	271	1 in 60 miles or 60 mins	1	271	100.0	0	0.0	14.9	16.2
	Dakota	1,818	1 in 60 miles or 60 mins	0	1,818	100.0	0	0.0	19.0	24.6
	Hennepin	5,098	1 in 60 miles or 60 mins	0	5,098	100.0	0	0.0	23.1	32.5
	Isanti	226	1 in 60 miles or 60 mins	0	226	100.0	0	0.0	17.6	19.1
	Ramsey	2,586	1 in 60 miles or 60 mins	0	2,586	100.0	0	0.0	11.1	16.0
	Scott	601	1 in 60 miles or 60 mins	0	601	100.0	0	0.0	35.2	43.0
	Sherburne	498	1 in 60 miles or 60 mins	1	498	100.0	0	0.0	16.9	18.4
	Washington	1,030	1 in 60 miles or 60 mins	1	1,030	100.0	0	0.0	8.9	10.9
	Wright	743	1 in 60 miles or 60 mins	0	743	100.0	0	0.0	34.0	37.1
Grand Totals		15,406	1 in 60 miles or 60 mins	3	15,406	100.0	0	0.0	20.7	26.9

Nephrology/VantagePlus with Medica/MNN006

July 2, 2024

Created by...
Medica

VantagePlus with Medica MNN006
Nephrology

85 providers at 35 locations
■ All providers

Nephrology

Employee Group
National Proxy Census (VantagePlus
with Medica MNN006)

Provider Group
VantagePlus with Medica MNN006
Nephrology (Medica Regional Service
Area)

15,406 eligible locations
◆ With access (15,406)
● Without access (0)

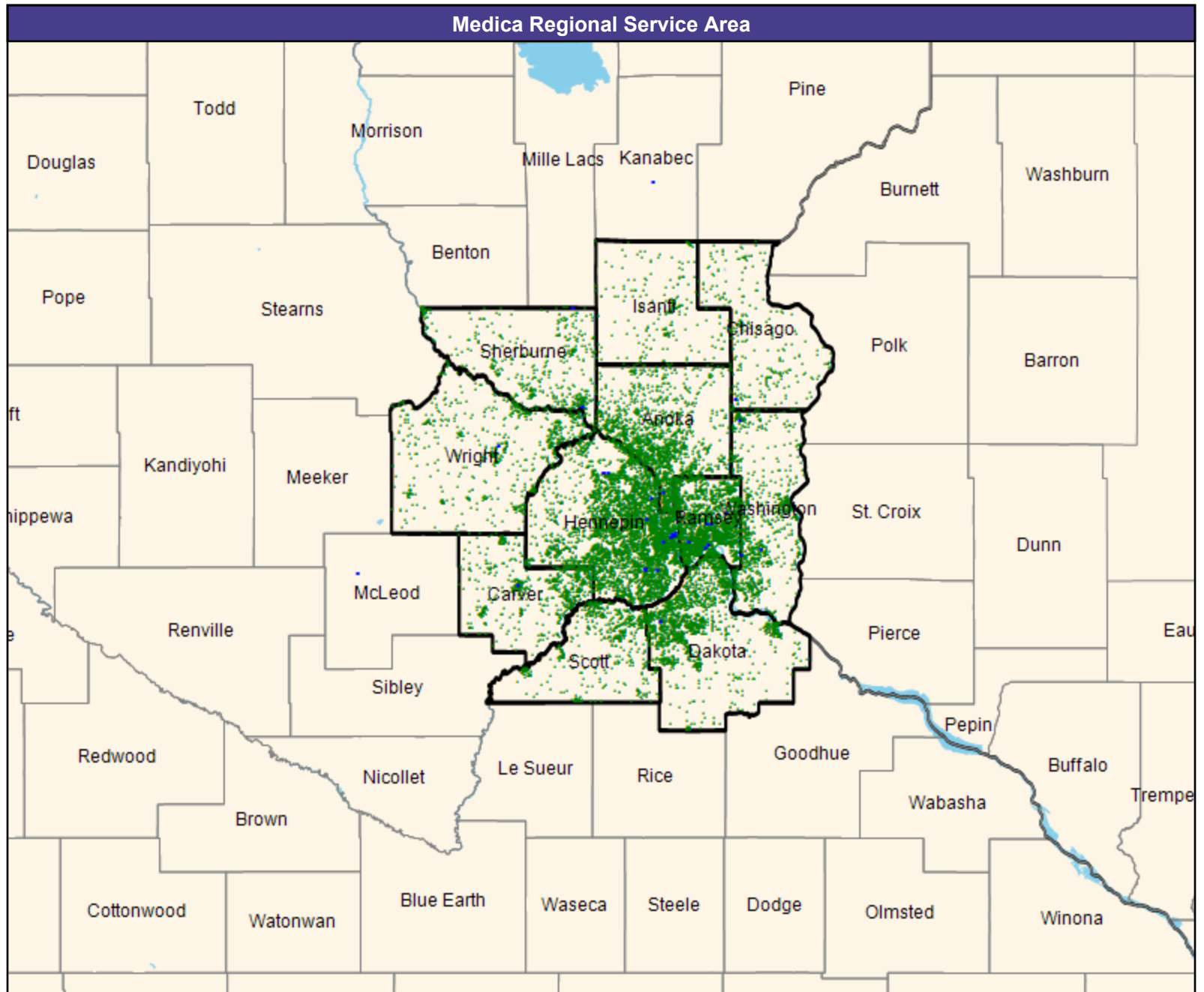
The Access Standard is defined as
(National Proxy Census (VantagePlus
with Medica MNN006)) eligibles
accessing:

1 (VantagePlus with Medica MNN006
Nephrology (Medica Regional Service
Area)) provider in 60 miles or 60
minutes

Service Areas

□ VantagePlus with Medica MNN006

25.67 miles



Access Detail By County

July 2, 2024

Created by...
Medica

Access Analysis
Nephrology
Eligible / Provider Groups
National Proxy Census (VantagePlus with Medica MNN006)
VantagePlus with Medica MNN006 Nephrology (Medica Regional Service Area)

All Eligibles										
State Name	County	Eligible	Provider	Counts	With Access		Without Access		Average Distance	Average Time
		#	Standard	#	#	%	#	%	1	1
Minnesota	Anoka	1,740	1 in 60 miles or 60 mins	5	1,740	100.0	0	0.0	8.3	11.1
	Carver	795	1 in 60 miles or 60 mins	1	795	100.0	0	0.0	9.3	10.6
	Chisago	271	1 in 60 miles or 60 mins	2	271	100.0	0	0.0	14.7	16.0
	Dakota	1,818	1 in 60 miles or 60 mins	15	1,818	100.0	0	0.0	7.9	10.2
	Hennepin	5,098	1 in 60 miles or 60 mins	308	5,098	100.0	0	0.0	5.1	7.9
	Isanti	226	1 in 60 miles or 60 mins	0	226	100.0	0	0.0	16.5	18.0
	Ramsey	2,586	1 in 60 miles or 60 mins	52	2,586	100.0	0	0.0	2.8	4.5
	Scott	601	1 in 60 miles or 60 mins	0	601	100.0	0	0.0	12.3	14.4
	Sherburne	498	1 in 60 miles or 60 mins	3	498	100.0	0	0.0	10.1	11.0
	Washington	1,030	1 in 60 miles or 60 mins	12	1,030	100.0	0	0.0	6.4	7.9
Wright	743	1 in 60 miles or 60 mins	2	743	100.0	0	0.0	10.5	11.4	
Grand Totals		15,406	1 in 60 miles or 60 mins	400	15,406	100.0	0	0.0	6.7	8.9

Neurology and Neurological Surgery/VantagePlus with Medica/MNN006

July 2, 2024

Created by...
Medica

VantagePlus with Medica MNN006
Neurology and Neurological Surgery

246 providers at 87 locations

■ All providers

Neurology and Neurological Surgery

Employee Group

National Proxy Census (VantagePlus
with Medica MNN006)

Provider Group

VantagePlus with Medica MNN006
Neurology and Neurological Surgery
(Medica Regional Service Area)

15,406 eligible locations

◆ With access (15,406)

● Without access (0)

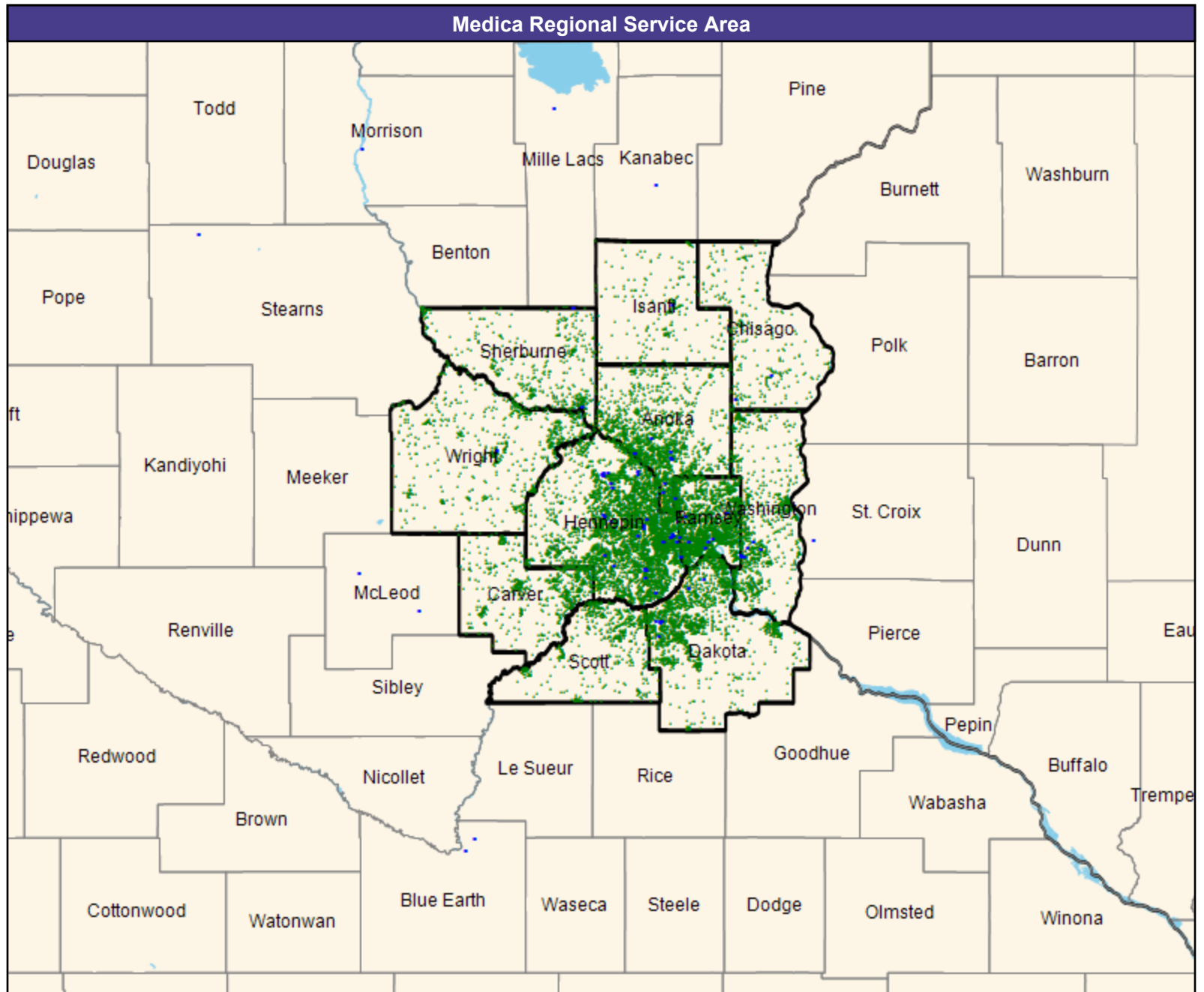
The Access Standard is defined as
(National Proxy Census (VantagePlus
with Medica MNN006)) eligibles
accessing:

1 (VantagePlus with Medica MNN006
Neurology and Neurological Surgery
(Medica Regional Service Area))
provider in 60 miles or 60 minutes

Service Areas

□ VantagePlus with Medica MNN006

25.67 miles



Access Detail By County

July 2, 2024

Created by...
Medica

Access Analysis
Neurology and Neurological Surgery

Eligible / Provider Groups
National Proxy Census (VantagePlus with Medica MNN006)
VantagePlus with Medica MNN006
Neurology and Neurological Surgery (Medica Regional Service Area)

All Eligibles										
State Name	County	Eligible	Provider	Counts	With Access		Without Access		Average Distance	Average Time
		#	Standard	#	#	%	#	%	1	1
Minnesota	Anoka	1,740	1 in 60 miles or 60 mins	68	1,740	100.0	0	0.0	4.3	5.4
	Carver	795	1 in 60 miles or 60 mins	0	795	100.0	0	0.0	13.7	16.3
	Chisago	271	1 in 60 miles or 60 mins	23	271	100.0	0	0.0	9.2	10.0
	Dakota	1,818	1 in 60 miles or 60 mins	86	1,818	100.0	0	0.0	6.0	7.2
	Hennepin	5,098	1 in 60 miles or 60 mins	601	5,098	100.0	0	0.0	3.0	4.7
	Isanti	226	1 in 60 miles or 60 mins	1	226	100.0	0	0.0	7.4	8.0
	Ramsey	2,586	1 in 60 miles or 60 mins	106	2,586	100.0	0	0.0	2.4	3.8
	Scott	601	1 in 60 miles or 60 mins	0	601	100.0	0	0.0	11.4	12.9
	Sherburne	498	1 in 60 miles or 60 mins	17	498	100.0	0	0.0	10.2	11.1
	Washington	1,030	1 in 60 miles or 60 mins	59	1,030	100.0	0	0.0	6.2	7.4
	Wright	743	1 in 60 miles or 60 mins	1	743	100.0	0	0.0	10.5	11.4
Grand Totals		15,406	1 in 60 miles or 60 mins	962	15,406	100.0	0	0.0	5.3	6.7

Obstetrics and Gynecology Physician, Certified Nurse Midwives, Professional Midwives, and/or OB/GYN

July 2, 2024

Created by...
Medica

VantagePlus with Medica MNN006
Obstetrics & Gyn Physicians, Midwife

466 providers at 107 locations

■ All providers

Obstetrics & Gyn Physicians, Midwife

Employee Group

National Proxy Census (VantagePlus with Medica MNN006)

Provider Group

VantagePlus with Medica MNN006
Obstetrics & Gyn Physicians, Midwife
(Medica Regional Service Area)

15,406 eligible locations

◆ With access (15,406)

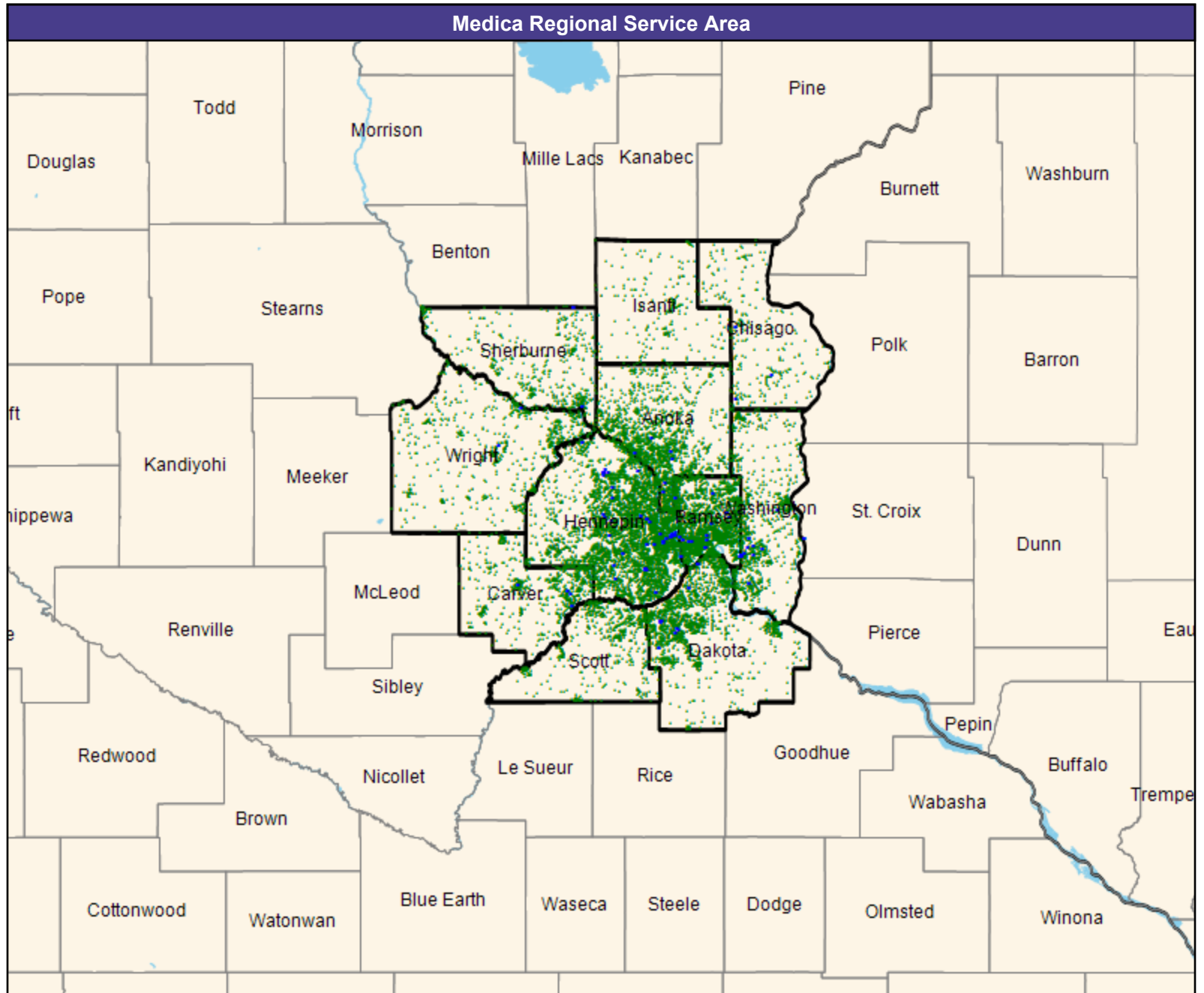
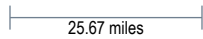
● Without access (0)

The Access Standard is defined as
(National Proxy Census (VantagePlus with Medica MNN006)) eligibles
accessing:

1 (VantagePlus with Medica MNN006
Obstetrics & Gyn Physicians, Midwife
(Medica Regional Service Area))
provider in 60 miles or 60 minutes

Service Areas

□ VantagePlus with Medica MNN006



Access Detail By County

July 2, 2024

Created by...
Medica

Access Analysis
Obstetrics & Gyn Physicians, Midwife
Eligible / Provider Groups
National Proxy Census (VantagePlus with Medica MNN006)
VantagePlus with Medica MNN006
Obstetrics & Gyn Physicians,
Midwife (Medica Regional Service Area)

		All Eligibles								
State Name	County	Eligible	Provider	Counts	With Access		Without Access		Average Distance	Average Time
		#	Standard	#	#	%	#	%	1	1
Minnesota	Anoka	1,740	1 in 60 miles or 60 mins	228	1,740	100.0	0	0.0	4.3	5.3
	Carver	795	1 in 60 miles or 60 mins	134	795	100.0	0	0.0	5.1	5.7
	Chisago	271	1 in 60 miles or 60 mins	216	271	100.0	0	0.0	6.5	7.0
	Dakota	1,818	1 in 60 miles or 60 mins	527	1,818	100.0	0	0.0	4.9	6.2
	Hennepin	5,098	1 in 60 miles or 60 mins	2,209	5,098	100.0	0	0.0	2.7	4.2
	Isanti	226	1 in 60 miles or 60 mins	0	226	100.0	0	0.0	13.7	15.0
	Ramsey	2,586	1 in 60 miles or 60 mins	598	2,586	100.0	0	0.0	2.1	3.3
	Scott	601	1 in 60 miles or 60 mins	0	601	100.0	0	0.0	8.2	9.2
	Sherburne	498	1 in 60 miles or 60 mins	123	498	100.0	0	0.0	8.5	9.2
	Washington	1,030	1 in 60 miles or 60 mins	340	1,030	100.0	0	0.0	3.8	4.5
	Wright	743	1 in 60 miles or 60 mins	22	743	100.0	0	0.0	8.9	9.7
	Grand Totals	15,406	1 in 60 miles or 60 mins	4,397	15,406	100.0	0	0.0	4.2	5.3

© 2024 Quest Analytics, LLC.

Oncology Medical/Surgical/VantagePlus with Medica/MNN006

July 2, 2024

Created by...
Medica

VantagePlus with Medica MNN006
Oncology Medical/Surgical

156 providers at 49 locations

- All providers

Oncology Medical/Surgical

Employee Group

National Proxy Census (VantagePlus with Medica MNN006)

Provider Group

VantagePlus with Medica MNN006
Oncology Medical/Surgical (Medica Regional Service Area)

15,406 eligible locations

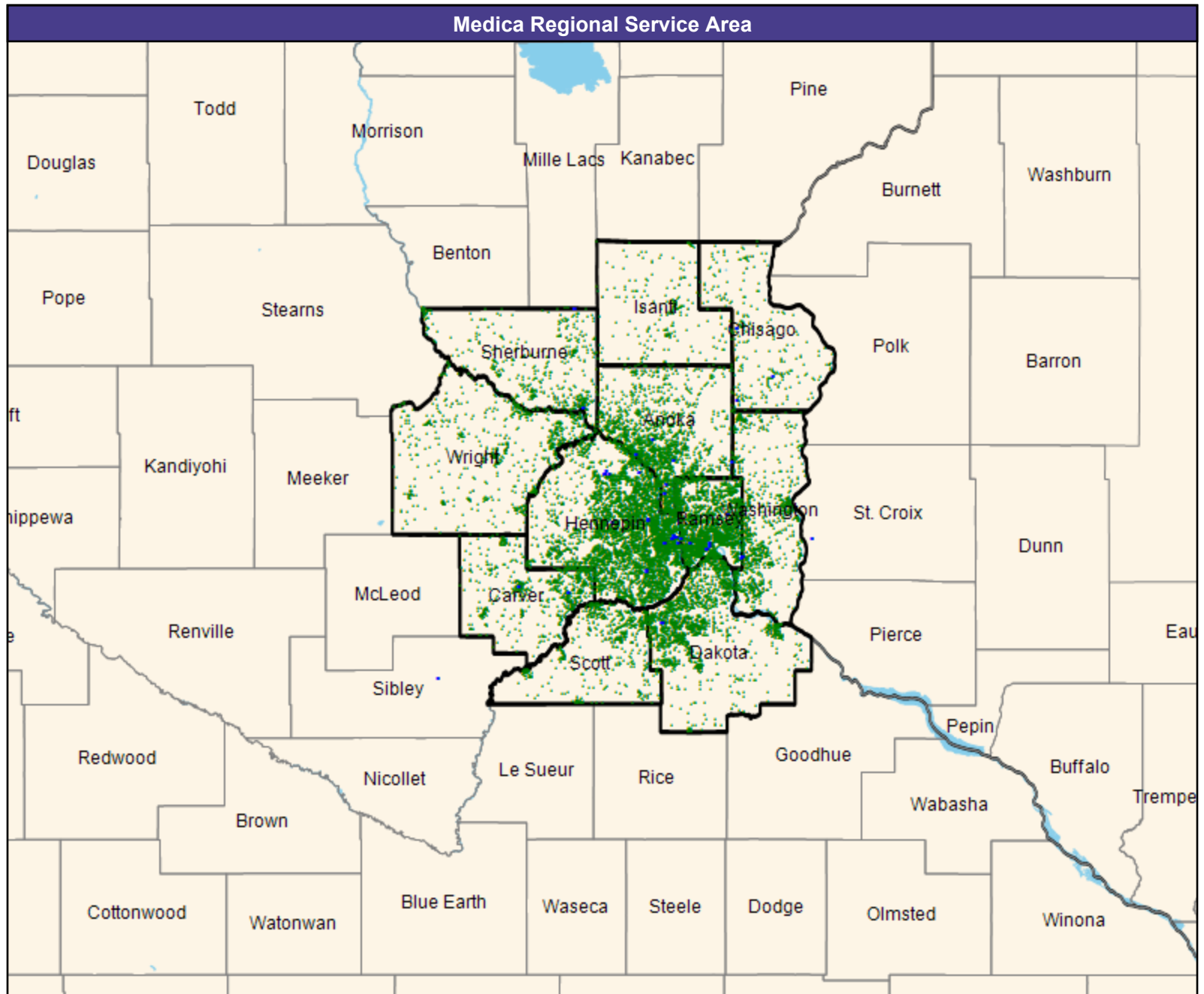
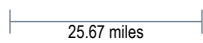
- ◆ With access (15,406)
- Without access (0)

The Access Standard is defined as (National Proxy Census (VantagePlus with Medica MNN006)) eligibles accessing:

1 (VantagePlus with Medica MNN006 Oncology Medical/Surgical (Medica Regional Service Area)) provider in 60 miles or 60 minutes

Service Areas

- VantagePlus with Medica MNN006



Access Detail By County

July 2, 2024

Created by...
Medica

Access Analysis
 Oncology Medical/Surgical
 Eligible / Provider Groups
 National Proxy Census (VantagePlus with Medica MNN006)
 VantagePlus with Medica MNN006
 Oncology Medical/Surgical (Medica Regional Service Area)

All Eligibles										
State Name	County	Eligible	Provider	Counts	With Access		Without Access		Average Distance	Average Time
		#	Standard	#	#	%	#	%	1	1
Minnesota	Anoka	1,740	1 in 60 miles or 60 mins	131	1,740	100.0	0	0.0	4.4	5.4
	Carver	795	1 in 60 miles or 60 mins	76	795	100.0	0	0.0	5.5	6.1
	Chisago	271	1 in 60 miles or 60 mins	114	271	100.0	0	0.0	6.5	7.0
	Dakota	1,818	1 in 60 miles or 60 mins	108	1,818	100.0	0	0.0	7.8	10.0
	Hennepin	5,098	1 in 60 miles or 60 mins	670	5,098	100.0	0	0.0	4.1	6.3
	Isanti	226	1 in 60 miles or 60 mins	0	226	100.0	0	0.0	13.7	15.0
	Ramsey	2,586	1 in 60 miles or 60 mins	180	2,586	100.0	0	0.0	2.9	4.8
	Scott	601	1 in 60 miles or 60 mins	0	601	100.0	0	0.0	10.3	11.8
	Sherburne	498	1 in 60 miles or 60 mins	96	498	100.0	0	0.0	10.7	11.6
	Washington	1,030	1 in 60 miles or 60 mins	46	1,030	100.0	0	0.0	6.3	7.6
	Wright	743	1 in 60 miles or 60 mins	0	743	100.0	0	0.0	17.8	19.8
	Grand Totals	15,406	1 in 60 miles or 60 mins	1,421	15,406	100.0	0	0.0	5.9	7.6

Oncology Radiation/VantagePlus with Medica/MNN006

July 2, 2024

Created by...
Medica

VantagePlus with Medica MNN006
Oncology Radiation

41 providers at 30 locations

■ All providers

Oncology Radiation

Employee Group

National Proxy Census (VantagePlus
with Medica MNN006)

Provider Group

VantagePlus with Medica MNN006
Oncology Radiation (Medica Regional
Service Area)

15,406 eligible locations

◆ With access (15,406)

● Without access (0)

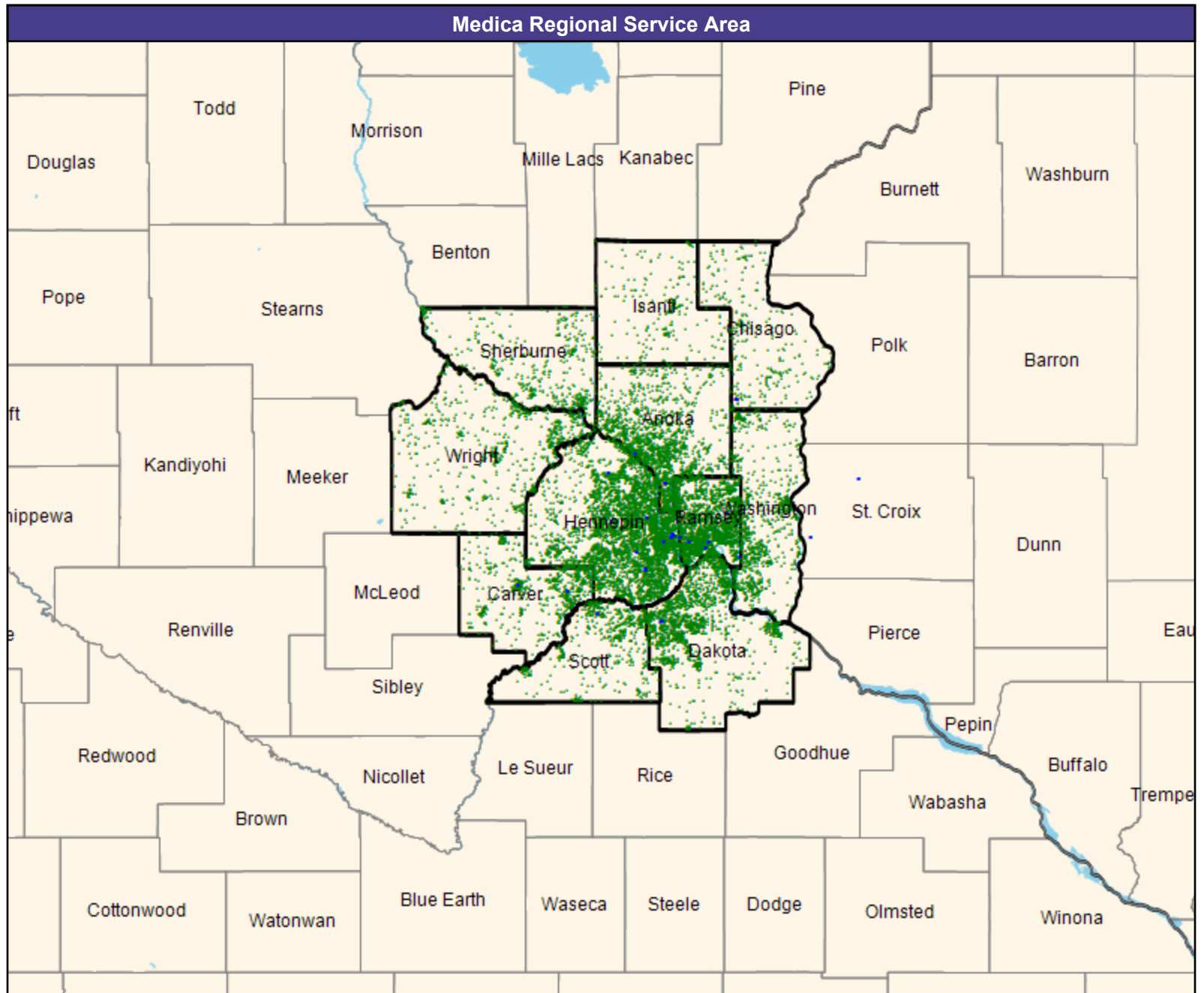
The Access Standard is defined as
(National Proxy Census (VantagePlus
with Medica MNN006)) eligibles
accessing:

1 (VantagePlus with Medica MNN006
Oncology Radiation (Medica Regional
Service Area)) provider in 60 miles or
60 minutes

Service Areas

□ VantagePlus with Medica MNN006

25.67 miles



Access Detail By County

July 2, 2024

Created by...
Medica

Access Analysis
Oncology Radiation
Eligible / Provider Groups
National Proxy Census (VantagePlus with Medica MNN006)
VantagePlus with Medica MNN006
Oncology Radiation (Medica Regional Service Area)

All Eligibles										
State Name	County	Eligible	Provider	Counts	With Access		Without Access		Average Distance	Average Time
		#	Standard	#	#	%	#	%	1	1
Minnesota	Anoka	1,740	1 in 60 miles or 60 mins	38	1,740	100.0	0	0.0	6.6	8.7
	Carver	795	1 in 60 miles or 60 mins	22	795	100.0	0	0.0	5.5	6.1
	Chisago	271	1 in 60 miles or 60 mins	21	271	100.0	0	0.0	14.8	16.1
	Dakota	1,818	1 in 60 miles or 60 mins	19	1,818	100.0	0	0.0	7.8	10.0
	Hennepin	5,098	1 in 60 miles or 60 mins	118	5,098	100.0	0	0.0	4.1	6.2
	Isanti	226	1 in 60 miles or 60 mins	0	226	100.0	0	0.0	24.8	27.9
	Ramsey	2,586	1 in 60 miles or 60 mins	43	2,586	100.0	0	0.0	3.1	5.0
	Scott	601	1 in 60 miles or 60 mins	17	601	100.0	0	0.0	7.8	8.9
	Sherburne	498	1 in 60 miles or 60 mins	0	498	100.0	0	0.0	28.1	33.4
	Washington	1,030	1 in 60 miles or 60 mins	2	1,030	100.0	0	0.0	6.9	8.3
	Wright	743	1 in 60 miles or 60 mins	0	743	100.0	0	0.0	23.1	27.2
	Grand Totals	15,406	1 in 60 miles or 60 mins	280	15,406	100.0	0	0.0	7.2	9.4

Ophthalmology/VantagePlus with Medica/MNN006

July 2, 2024

Created by...
Medica

VantagePlus with Medica MNN006
Ophthalmology

130 providers at 71 locations

- All providers

Ophthalmology

Employee Group

National Proxy Census (VantagePlus with Medica MNN006)

Provider Group

VantagePlus with Medica MNN006
Ophthalmology (Medica Regional Service Area)

15,406 eligible locations

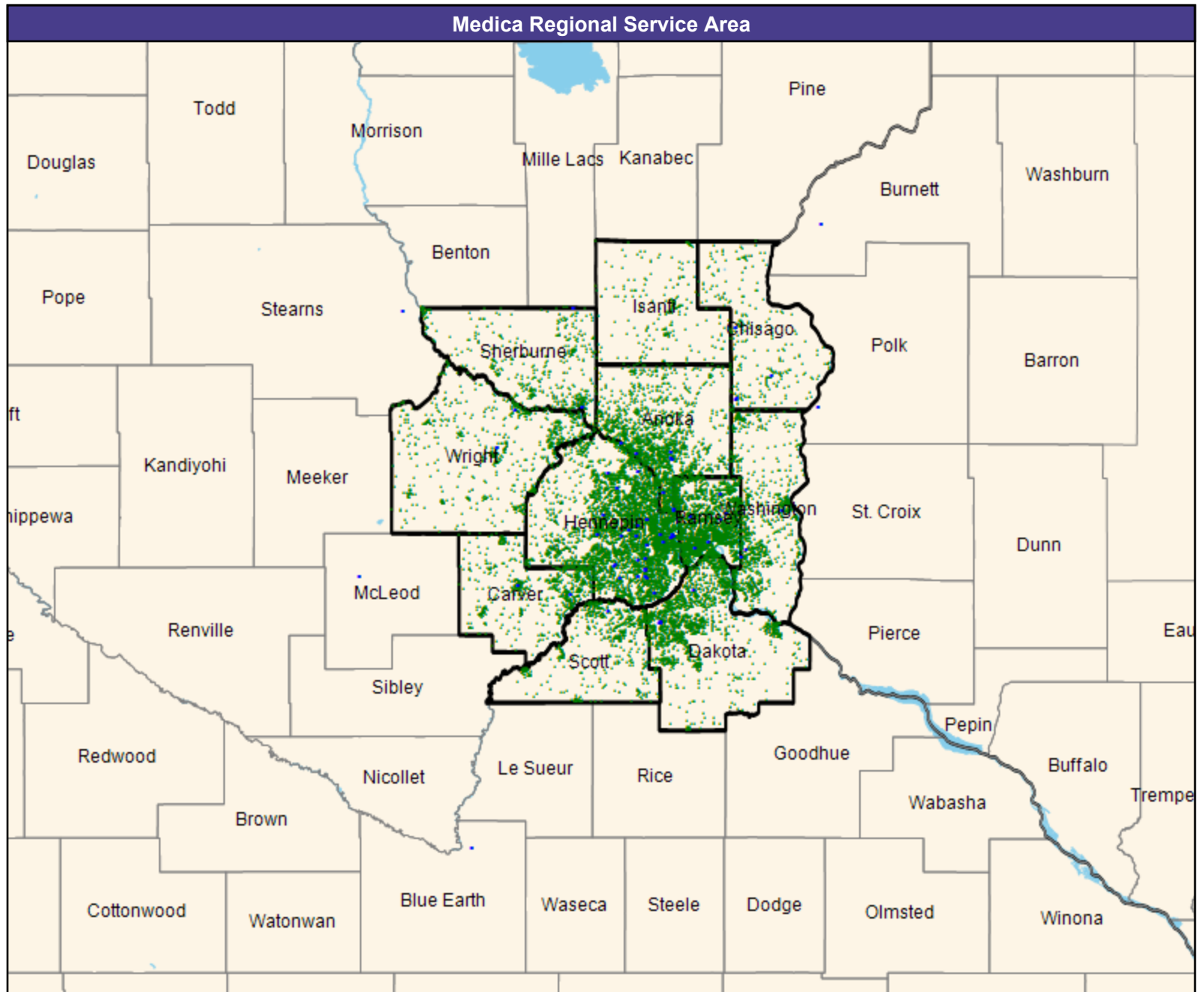
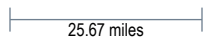
- ◆ With access (15,406)
- Without access (0)

The Access Standard is defined as (National Proxy Census (VantagePlus with Medica MNN006)) eligibles accessing:

- 1 (VantagePlus with Medica MNN006 Ophthalmology (Medica Regional Service Area)) provider in 60 miles or 60 minutes

Service Areas

- VantagePlus with Medica MNN006



Access Detail By County

July 2, 2024

Created by...
Medica

Access Analysis
Ophthalmology
Eligible / Provider Groups
National Proxy Census (VantagePlus with Medica MNN006)
VantagePlus with Medica MNN006
Ophthalmology (Medica Regional Service Area)

All Eligibles										
State Name	County	Eligible	Provider	Counts	With Access		Without Access		Average Distance	Average Time
		#	Standard	#	#	%	#	%	1	1
Minnesota	Anoka	1,740	1 in 60 miles or 60 mins	66	1,740	100.0	0	0.0	4.5	5.8
	Carver	795	1 in 60 miles or 60 mins	9	795	100.0	0	0.0	5.5	6.1
	Chisago	271	1 in 60 miles or 60 mins	8	271	100.0	0	0.0	6.1	6.7
	Dakota	1,818	1 in 60 miles or 60 mins	25	1,818	100.0	0	0.0	7.0	8.9
	Hennepin	5,098	1 in 60 miles or 60 mins	312	5,098	100.0	0	0.0	2.8	4.2
	Isanti	226	1 in 60 miles or 60 mins	0	226	100.0	0	0.0	13.9	15.1
	Ramsey	2,586	1 in 60 miles or 60 mins	88	2,586	100.0	0	0.0	2.4	4.0
	Scott	601	1 in 60 miles or 60 mins	5	601	100.0	0	0.0	7.9	8.9
	Sherburne	498	1 in 60 miles or 60 mins	11	498	100.0	0	0.0	6.8	7.4
	Washington	1,030	1 in 60 miles or 60 mins	61	1,030	100.0	0	0.0	5.2	6.3
	Wright	743	1 in 60 miles or 60 mins	12	743	100.0	0	0.0	9.1	9.9
	Grand Totals	15,406	1 in 60 miles or 60 mins	597	15,406	100.0	0	0.0	4.6	5.9

© 2024 Quest Analytics, LLC.

Orthopedic Surgery/VantagePlus with Medica/MNN006

July 2, 2024

Created by...
Medica

VantagePlus with Medica MNN006
Orthopedic Surgery

486 providers at 91 locations

- All providers

Orthopedic Surgery

Employee Group

National Proxy Census (VantagePlus
with Medica MNN006)

Provider Group

VantagePlus with Medica MNN006
Orthopedic Surgery (Medica Regional
Service Area)

15,406 eligible locations

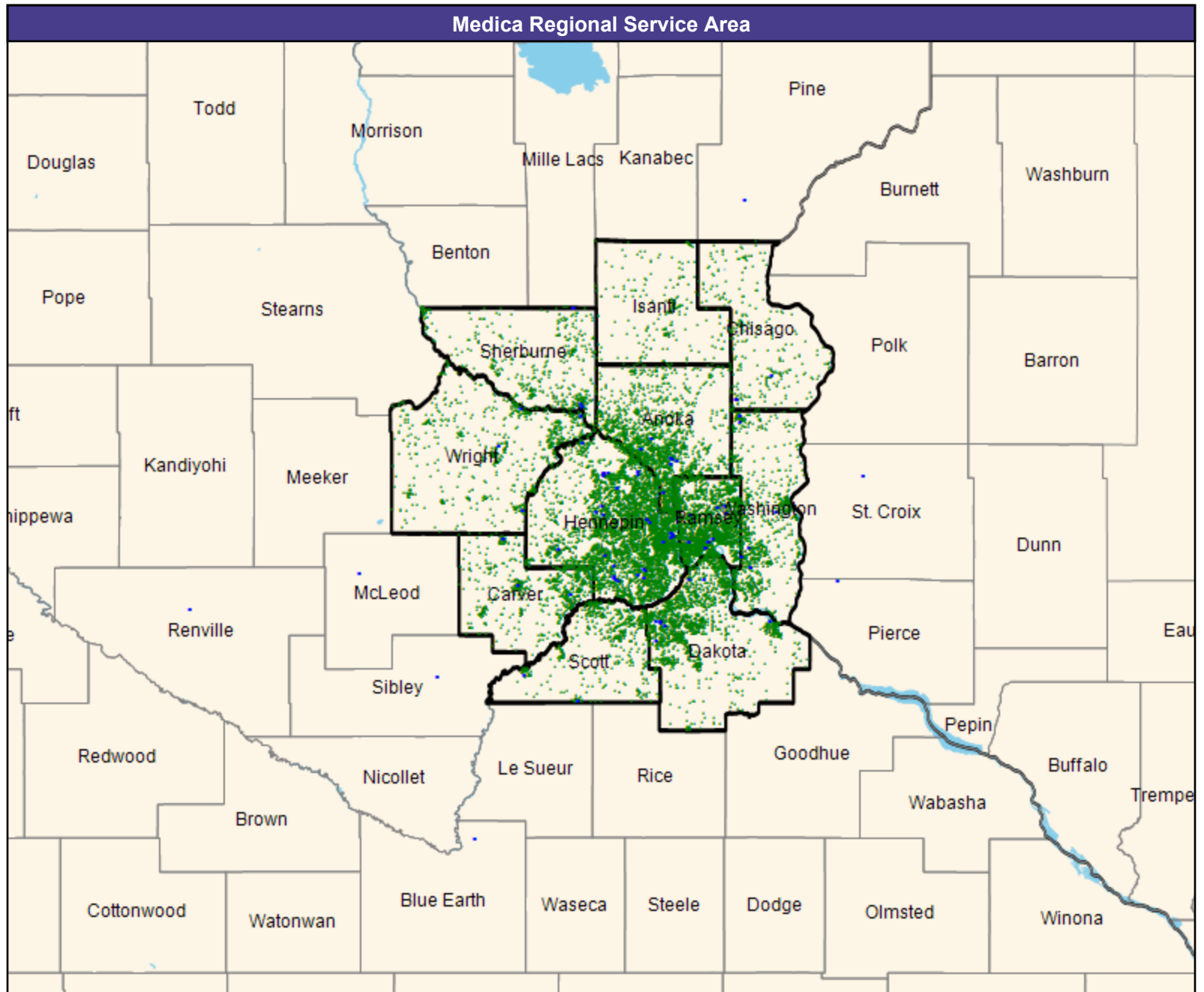
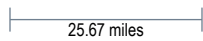
- ◆ With access (15,406)
- Without access (0)

The Access Standard is defined as
(National Proxy Census (VantagePlus
with Medica MNN006)) eligibles
accessing:

1 (VantagePlus with Medica MNN006
Orthopedic Surgery (Medica Regional
Service Area)) provider in 60 miles or
60 minutes

Service Areas

- VantagePlus with Medica MNN006



Access Detail By County

July 2, 2024

Created by...
Medica

Access Analysis
Orthopedic Surgery

Eligible / Provider Groups
National Proxy Census (VantagePlus
with Medica MNN006)
VantagePlus with Medica MNN006
Orthopedic Surgery (Medica
Regional Service Area)

		All Eligibles								
State Name	County	Eligible	Provider	Counts	With Access		Without Access		Average Distance	Average Time
		#	Standard	#	#	%	#	%	1	1
Minnesota	Anoka	1,740	1 in 60 miles or 60 mins	178	1,740	100.0	0	0.0	4.4	5.4
	Carver	795	1 in 60 miles or 60 mins	72	795	100.0	0	0.0	4.6	5.2
	Chisago	271	1 in 60 miles or 60 mins	35	271	100.0	0	0.0	9.4	10.3
	Dakota	1,818	1 in 60 miles or 60 mins	408	1,818	100.0	0	0.0	4.8	5.8
	Hennepin	5,098	1 in 60 miles or 60 mins	825	5,098	100.0	0	0.0	2.8	4.5
	Isanti	226	1 in 60 miles or 60 mins	0	226	100.0	0	0.0	16.7	18.2
	Ramsey	2,586	1 in 60 miles or 60 mins	254	2,586	100.0	0	0.0	2.4	3.9
	Scott	601	1 in 60 miles or 60 mins	3	601	100.0	0	0.0	6.3	7.1
	Sherburne	498	1 in 60 miles or 60 mins	17	498	100.0	0	0.0	8.3	9.0
	Washington	1,030	1 in 60 miles or 60 mins	287	1,030	100.0	0	0.0	4.1	5.0
	Wright	743	1 in 60 miles or 60 mins	67	743	100.0	0	0.0	7.3	8.0
Grand Totals		15,406	1 in 60 miles or 60 mins	2,146	15,406	100.0	0	0.0	4.2	5.4

© 2024 Quest Analytics, LLC.

Otolaryngology/VantagePlus with Medica/MNN006

July 2, 2024

Created by...
Medica

VantagePlus with Medica MNN006
Otolaryngology

110 providers at 52 locations

- All providers

Otolaryngology

Employee Group

National Proxy Census (VantagePlus with Medica MNN006)

Provider Group

VantagePlus with Medica MNN006
Otolaryngology (Medica Regional Service Area)

15,406 eligible locations

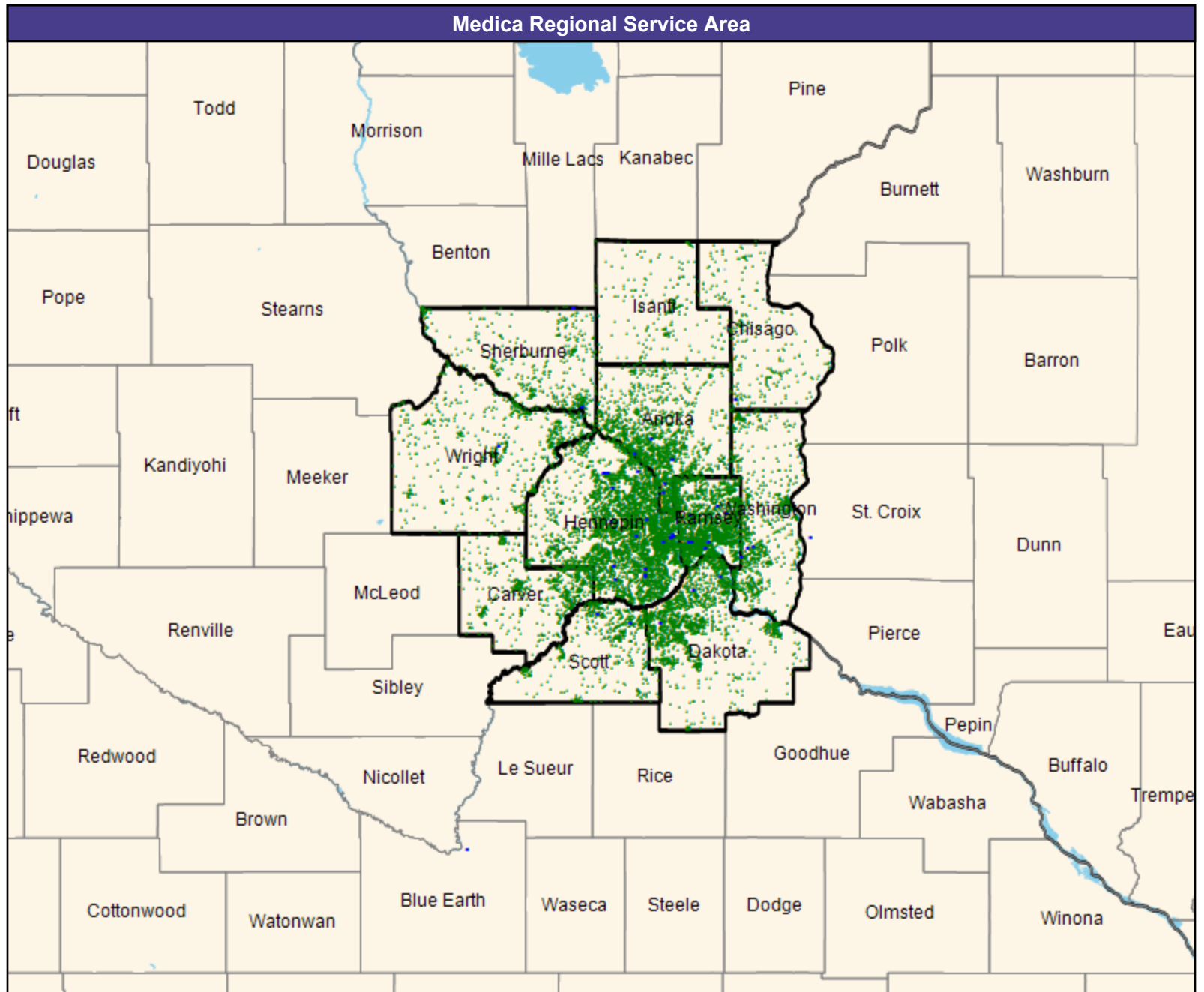
- ◆ With access (15,406)
- Without access (0)

The Access Standard is defined as (National Proxy Census (VantagePlus with Medica MNN006)) eligibles accessing:

1 (VantagePlus with Medica MNN006 Otolaryngology (Medica Regional Service Area)) provider in 60 miles or 60 minutes

Service Areas

- VantagePlus with Medica MNN006



Access Detail By County

July 2, 2024

Created by...
Medica

Access Analysis
Otolaryngology

Eligible / Provider Groups
National Proxy Census (VantagePlus with Medica MNN006)
VantagePlus with Medica MNN006 Otolaryngology (Medica Regional Service Area)

		All Eligibles								
State Name	County	Eligible	Provider	Counts	With Access		Without Access		Average Distance	Average Time
		#	Standard	#	#	%	#	%	1	1
Minnesota	Anoka	1,740	1 in 60 miles or 60 mins	35	1,740	100.0	0	0.0	4.6	5.6
	Carver	795	1 in 60 miles or 60 mins	0	795	100.0	0	0.0	12.7	14.5
	Chisago	271	1 in 60 miles or 60 mins	16	271	100.0	0	0.0	14.9	16.2
	Dakota	1,818	1 in 60 miles or 60 mins	32	1,818	100.0	0	0.0	6.4	7.8
	Hennepin	5,098	1 in 60 miles or 60 mins	239	5,098	100.0	0	0.0	3.5	5.4
	Isanti	226	1 in 60 miles or 60 mins	0	226	100.0	0	0.0	17.2	18.8
	Ramsey	2,586	1 in 60 miles or 60 mins	69	2,586	100.0	0	0.0	2.5	4.1
	Scott	601	1 in 60 miles or 60 mins	4	601	100.0	0	0.0	7.1	8.1
	Sherburne	498	1 in 60 miles or 60 mins	12	498	100.0	0	0.0	10.1	11.0
	Washington	1,030	1 in 60 miles or 60 mins	37	1,030	100.0	0	0.0	6.4	7.7
	Wright	743	1 in 60 miles or 60 mins	1	743	100.0	0	0.0	10.7	11.7
	Grand Totals	15,406	1 in 60 miles or 60 mins	445	15,406	100.0	0	0.0	5.6	7.1

Outpatient Infusion/Chemotherapy/VantagePlus with Medica/MNN006

July 2, 2024

Created by...
Medica

VantagePlus with Medica MNN006
Outpatient Infusion/Chemotherapy

6 providers at 6 locations

- All providers

Outpatient Infusion/Chemotherapy

Employee Group

National Proxy Census (VantagePlus with Medica MNN006)

Provider Group

VantagePlus with Medica MNN006
Outpatient Infusion/Chemotherapy
(Medica Regional Service Area)

15,406 eligible locations

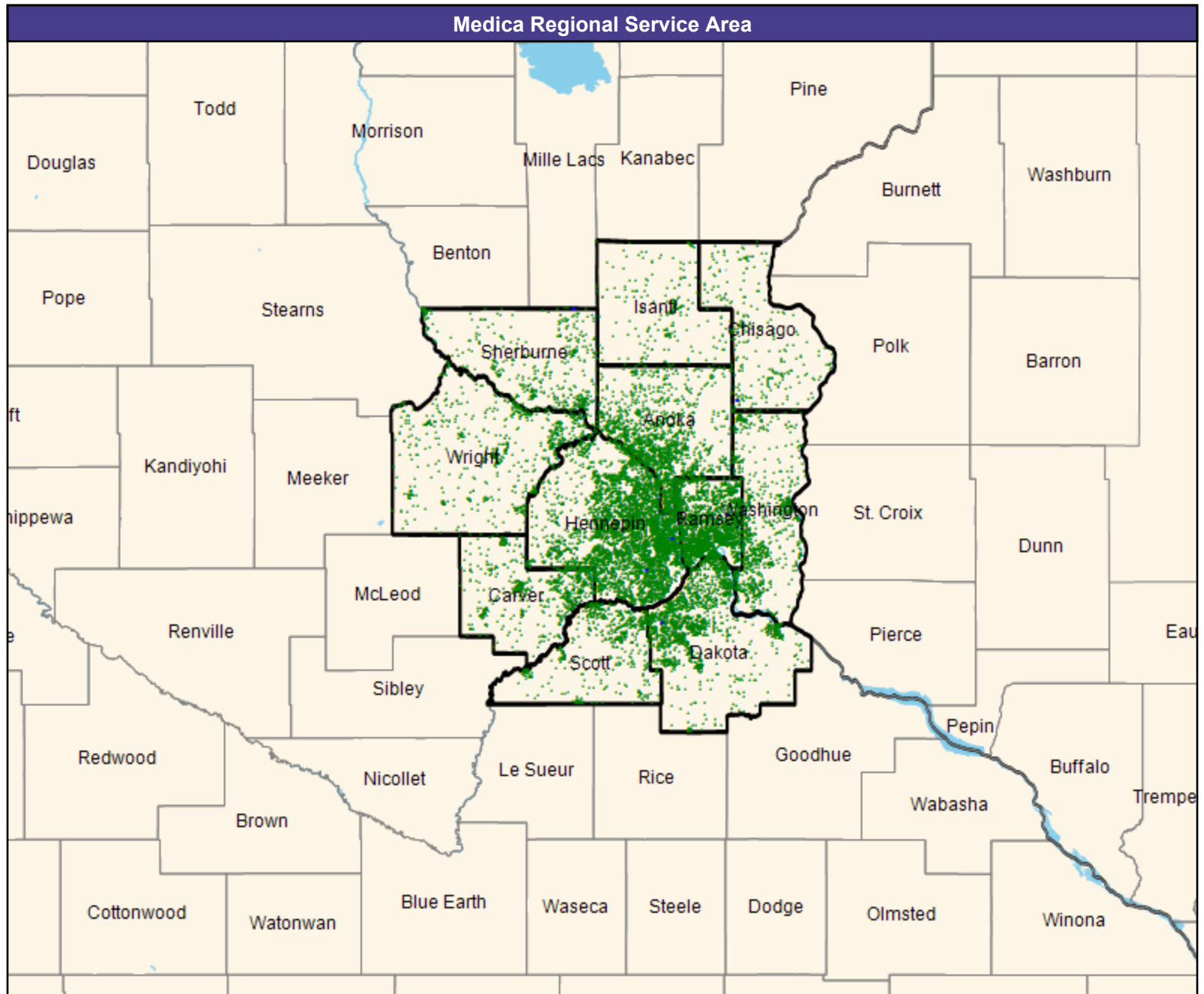
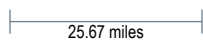
- ◆ With access (15,406)
- Without access (0)

The Access Standard is defined as
(National Proxy Census (VantagePlus with Medica MNN006)) eligibles
accessing:

- 1 (VantagePlus with Medica MNN006
Outpatient Infusion/Chemotherapy
(Medica Regional Service Area))
provider in 60 miles or 60 minutes

Service Areas

- VantagePlus with Medica MNN006



Access Detail By County

July 2, 2024

Created by...
Medica

Access Analysis
Outpatient Infusion/Chemotherapy

Eligible / Provider Groups
National Proxy Census (VantagePlus with Medica MNN006)
VantagePlus with Medica MNN006 Outpatient Infusion/Chemotherapy (Medica Regional Service Area)

All Eligibles										
State Name	County	Eligible	Provider	Counts	With Access		Without Access		Average Distance	Average Time
		#	Standard	#	#	%	#	%	1	1
Minnesota	Anoka	1,740	1 in 60 miles or 60 mins	0	1,740	100.0	0	0.0	15.7	21.1
	Carver	795	1 in 60 miles or 60 mins	0	795	100.0	0	0.0	21.0	28.4
	Chisago	271	1 in 60 miles or 60 mins	1	271	100.0	0	0.0	14.9	16.2
	Dakota	1,818	1 in 60 miles or 60 mins	1	1,818	100.0	0	0.0	9.6	12.3
	Hennepin	5,098	1 in 60 miles or 60 mins	2	5,098	100.0	0	0.0	9.6	15.9
	Isanti	226	1 in 60 miles or 60 mins	0	226	100.0	0	0.0	17.6	19.1
	Ramsey	2,586	1 in 60 miles or 60 mins	1	2,586	100.0	0	0.0	5.9	9.6
	Scott	601	1 in 60 miles or 60 mins	0	601	100.0	0	0.0	13.4	16.2
	Sherburne	498	1 in 60 miles or 60 mins	1	498	100.0	0	0.0	16.9	18.4
	Washington	1,030	1 in 60 miles or 60 mins	0	1,030	100.0	0	0.0	11.6	14.5
	Wright	743	1 in 60 miles or 60 mins	0	743	100.0	0	0.0	32.1	37.0
Grand Totals		15,406	1 in 60 miles or 60 mins	6	15,406	100.0	0	0.0	12.1	16.7

Pediatric Specialty/VantagePlus with Medica/MNN006

July 2, 2024

Created by...
Medica

VantagePlus with Medica MNN006
Pediatric Specialty Providers

708 providers at 108 locations

- All providers

Pediatric Specialty Providers

Employee Group

National Proxy Census (VantagePlus with Medica MNN006)

Provider Group

VantagePlus with Medica MNN006
Pediatric Specialty Providers (Medica Regional Service Area)

15,406 eligible locations

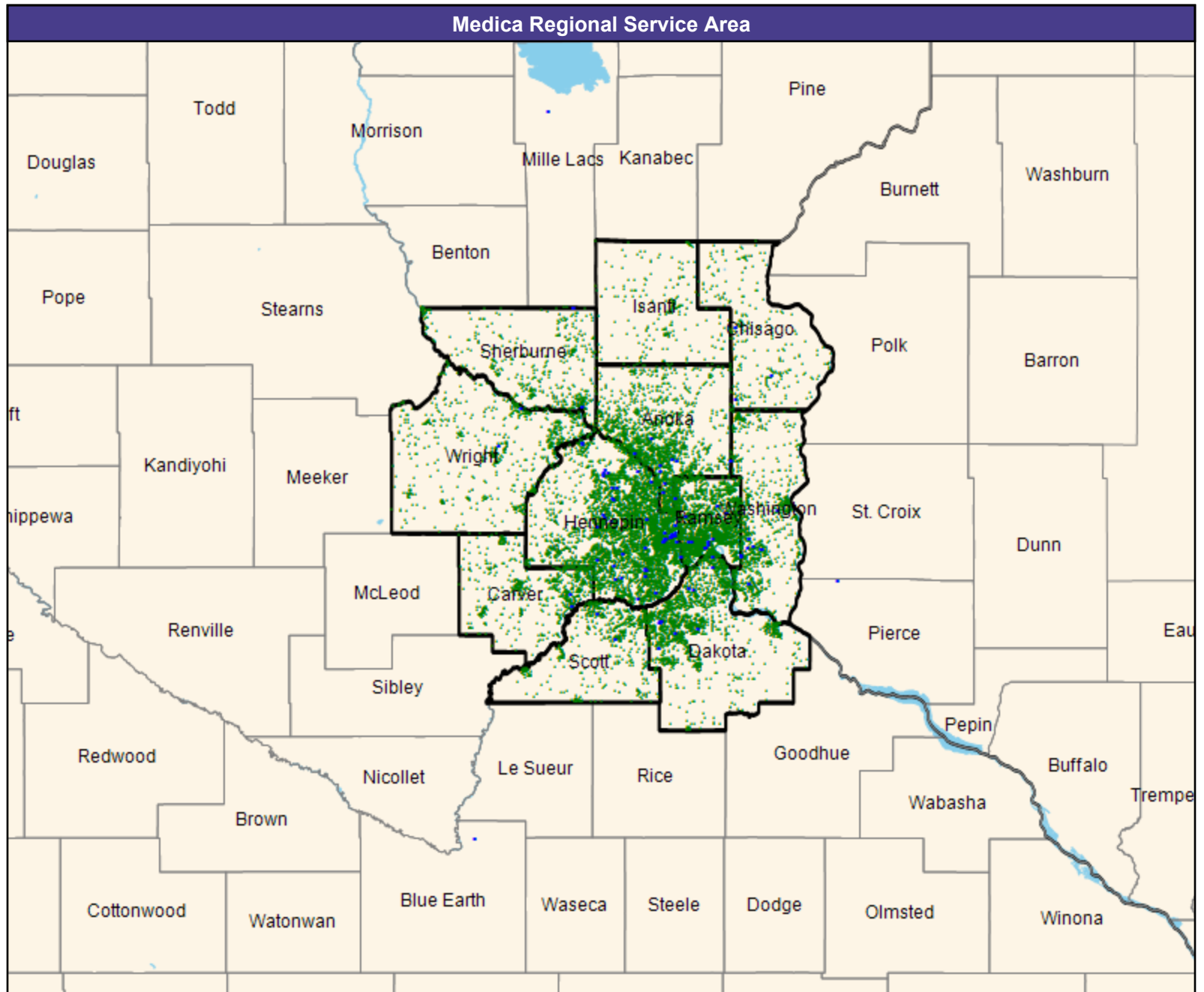
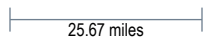
- ◆ With access (15,406)
- Without access (0)

The Access Standard is defined as (National Proxy Census (VantagePlus with Medica MNN006)) eligibles accessing:

1 (VantagePlus with Medica MNN006 Pediatric Specialty Providers (Medica Regional Service Area)) provider in 60 miles or 60 minutes

Service Areas

- VantagePlus with Medica MNN006



Access Detail By County

July 2, 2024

Created by...
Medica

Access Analysis
Pediatric Specialty Providers

Eligible / Provider Groups
National Proxy Census (VantagePlus with Medica MNN006)
VantagePlus with Medica MNN006 Pediatric Specialty Providers (Medica Regional Service Area)

All Eligibles										
State Name	County	Eligible	Provider	Counts	With Access		Without Access		Average Distance	Average Time
		#	Standard	#	#	%	#	%	1	1
Minnesota	Anoka	1,740	1 in 60 miles or 60 mins	111	1,740	100.0	0	0.0	4.2	5.0
	Carver	795	1 in 60 miles or 60 mins	59	795	100.0	0	0.0	8.3	9.2
	Chisago	271	1 in 60 miles or 60 mins	129	271	100.0	0	0.0	6.5	7.0
	Dakota	1,818	1 in 60 miles or 60 mins	310	1,818	100.0	0	0.0	4.2	5.1
	Hennepin	5,098	1 in 60 miles or 60 mins	2,183	5,098	100.0	0	0.0	2.5	3.9
	Isanti	226	1 in 60 miles or 60 mins	0	226	100.0	0	0.0	13.7	15.0
	Ramsey	2,586	1 in 60 miles or 60 mins	689	2,586	100.0	0	0.0	2.1	3.4
	Scott	601	1 in 60 miles or 60 mins	27	601	100.0	0	0.0	6.0	6.7
	Sherburne	498	1 in 60 miles or 60 mins	62	498	100.0	0	0.0	8.5	9.2
	Washington	1,030	1 in 60 miles or 60 mins	203	1,030	100.0	0	0.0	3.6	4.3
	Wright	743	1 in 60 miles or 60 mins	10	743	100.0	0	0.0	9.0	9.8
Grand Totals		15,406	1 in 60 miles or 60 mins	3,783	15,406	100.0	0	0.0	4.1	5.2

Physical Therapy, Occupational Therapy, and/or Speech Therapy Services/VantagePlus with Medica/M

July 2, 2024

Created by...
Medica

VantagePlus with Medica MNN006
Physical Medicine and Rehabilitation and
Occupational Medicine

103 providers at 86 locations
■ All providers

Physical Medicine and Rehabilitation and
Occupational Medicine

Employee Group
National Proxy Census (VantagePlus
with Medica MNN006)

Provider Group
VantagePlus with Medica MNN006
Physical Medicine and Rehabilitation
and Occupational Medicine (Medica
Regional Service Area)

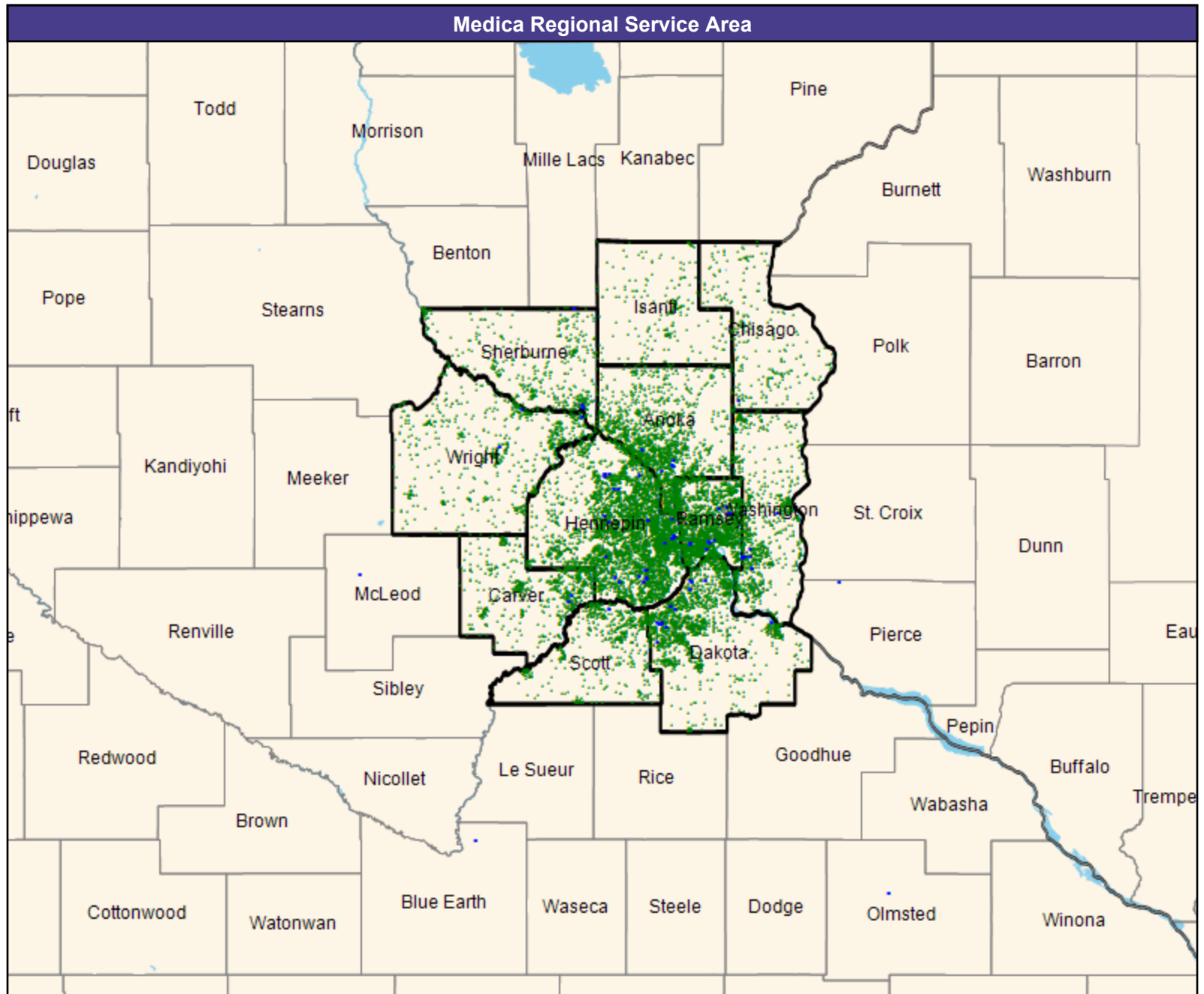
15,406 eligible locations
◆ With access (15,406)
● Without access (0)

The Access Standard is defined as
(National Proxy Census (VantagePlus
with Medica MNN006)) eligibles
accessing:

1 (VantagePlus with Medica MNN006
Physical Medicine and Rehabilitation
and Occupational Medicine (Medica
Regional Service Area)) provider in 60
miles or 60 minutes

Service Areas
□ VantagePlus with Medica MNN006

25.67 miles



Access Detail By County

July 2, 2024

Created by...
Medica

Access Analysis
 Physical Medicine and Rehabilitation
 and Occupational Medicine
 Eligible / Provider Groups
 National Proxy Census (VantagePlus
 with Medica MNN006)
 VantagePlus with Medica MNN006
 Physical Medicine and
 Rehabilitation and Occupational
 Medicine (Medica Regional Service
 Area)

All Eligibles										
State Name	County	Eligible	Provider	Counts	With Access		Without Access		Average Distance	Average Time
		#	Standard	#	#	%	#	%	1	1
Minnesota	Anoka	1,740	1 in 60 miles or 60 mins	48	1,740	100.0	0	0.0	4.9	6.1
	Carver	795	1 in 60 miles or 60 mins	4	795	100.0	0	0.0	8.4	9.3
	Chisago	271	1 in 60 miles or 60 mins	4	271	100.0	0	0.0	14.8	16.1
	Dakota	1,818	1 in 60 miles or 60 mins	96	1,818	100.0	0	0.0	4.5	5.3
	Hennepin	5,098	1 in 60 miles or 60 mins	176	5,098	100.0	0	0.0	3.2	4.9
	Isanti	226	1 in 60 miles or 60 mins	0	226	100.0	0	0.0	17.4	19.0
	Ramsey	2,586	1 in 60 miles or 60 mins	103	2,586	100.0	0	0.0	2.6	4.1
	Scott	601	1 in 60 miles or 60 mins	10	601	100.0	0	0.0	7.4	8.2
	Sherburne	498	1 in 60 miles or 60 mins	5	498	100.0	0	0.0	8.3	9.0
	Washington	1,030	1 in 60 miles or 60 mins	56	1,030	100.0	0	0.0	4.5	5.4
	Wright	743	1 in 60 miles or 60 mins	5	743	100.0	0	0.0	9.0	9.9
Grand Totals		15,406	1 in 60 miles or 60 mins	507	15,406	100.0	0	0.0	4.8	6.1

Physical Medicine and Rehabilitation and Occupational Medicine/VantagePlus with Medica/MNN006

July 2, 2024

Created by...
Medica

VantagePlus with Medica MNN006
Physical, Occupational, and Speech

1,101 providers at 135 locations

- All providers

Physical, Occupational, and Speech

Employee Group

National Proxy Census (VantagePlus with Medica MNN006)

Provider Group

VantagePlus with Medica MNN006
Physical, Occupational, and Speech
(Medica Regional Service Area)

15,406 eligible locations

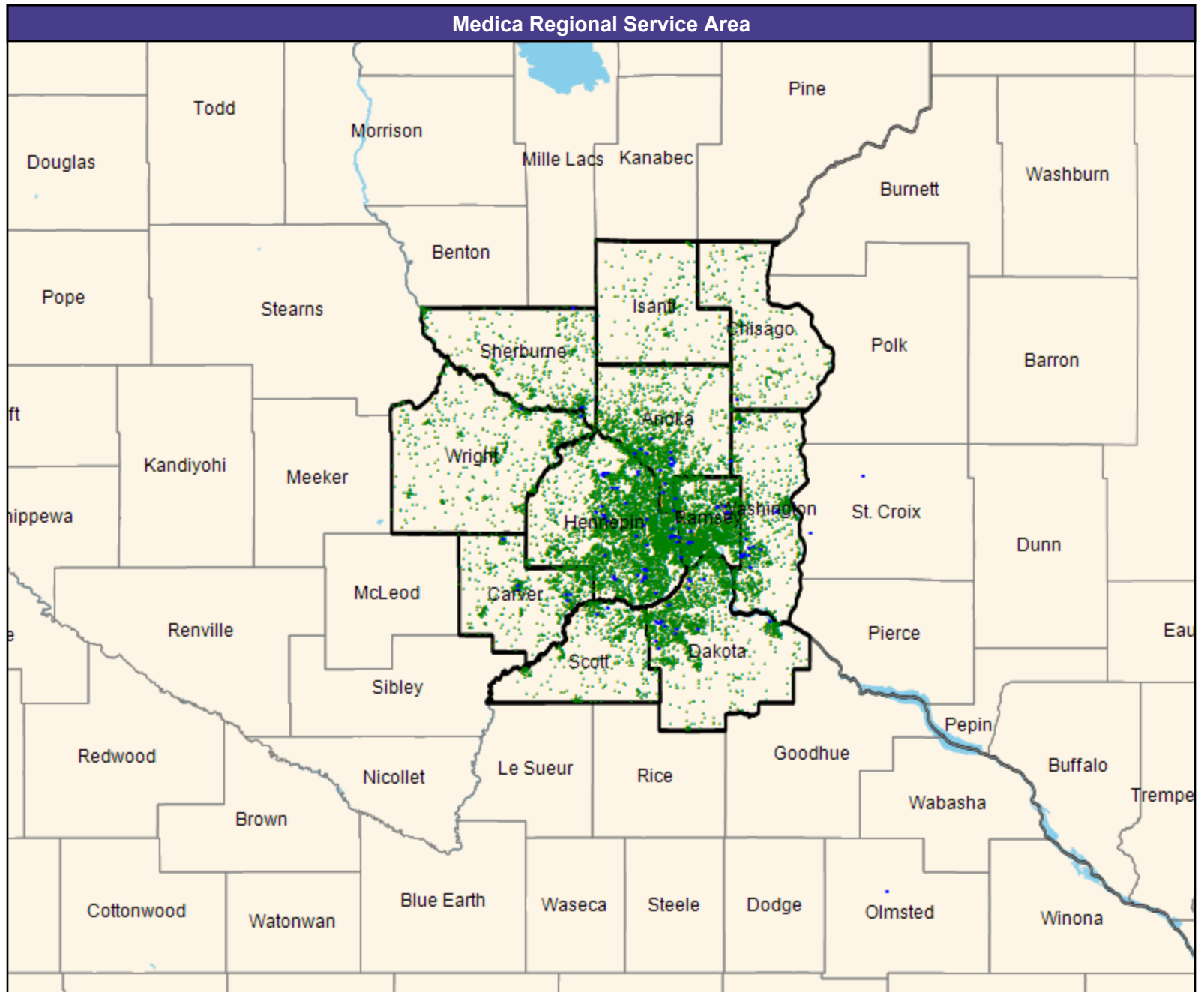
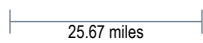
- ◆ With access (15,406)
- Without access (0)

The Access Standard is defined as
(National Proxy Census (VantagePlus with Medica MNN006)) eligibles
accessing:

1 (VantagePlus with Medica MNN006
Physical, Occupational, and Speech
(Medica Regional Service Area))
provider in 60 miles or 60 minutes

Service Areas

- VantagePlus with Medica MNN006



Access Detail By County

July 2, 2024

Created by...
Medica

Access Analysis
Physical, Occupational, and Speech
Eligible / Provider Groups
National Proxy Census (VantagePlus with Medica MNN006)
VantagePlus with Medica MNN006
Physical, Occupational, and Speech
(Medica Regional Service Area)

All Eligibles										
State Name	County	Eligible	Provider	Counts	With Access		Without Access		Average Distance	Average Time
		#	Standard	#	#	%	#	%	1	1
Minnesota	Anoka	1,740	1 in 60 miles or 60 mins	873	1,740	100.0	0	0.0	3.9	4.7
	Carver	795	1 in 60 miles or 60 mins	50	795	100.0	0	0.0	4.3	4.8
	Chisago	271	1 in 60 miles or 60 mins	11	271	100.0	0	0.0	14.8	16.1
	Dakota	1,818	1 in 60 miles or 60 mins	1,422	1,818	100.0	0	0.0	3.5	4.2
	Hennepin	5,098	1 in 60 miles or 60 mins	2,833	5,098	100.0	0	0.0	2.7	4.1
	Isanti	226	1 in 60 miles or 60 mins	0	226	100.0	0	0.0	17.2	18.8
	Ramsey	2,586	1 in 60 miles or 60 mins	1,355	2,586	100.0	0	0.0	2.7	4.3
	Scott	601	1 in 60 miles or 60 mins	9	601	100.0	0	0.0	6.7	7.4
	Sherburne	498	1 in 60 miles or 60 mins	217	498	100.0	0	0.0	8.4	9.2
	Washington	1,030	1 in 60 miles or 60 mins	1,000	1,030	100.0	0	0.0	3.4	4.1
Wright	743	1 in 60 miles or 60 mins	18	743	100.0	0	0.0	10.8	11.8	
Grand Totals		15,406	1 in 60 miles or 60 mins	7,788	15,406	100.0	0	0.0	4.2	5.4

Podiatry/VantagePlus with Medica/MNN006

July 2, 2024

Created by...
Medica

VantagePlus with Medica MNN006
Podiatry

31 providers at 71 locations
■ All providers

Podiatry

Employee Group
National Proxy Census (VantagePlus
with Medica MNN006)

Provider Group
VantagePlus with Medica MNN006
Podiatry (Medica Regional Service
Area)

15,406 eligible locations
◆ With access (15,406)
● Without access (0)

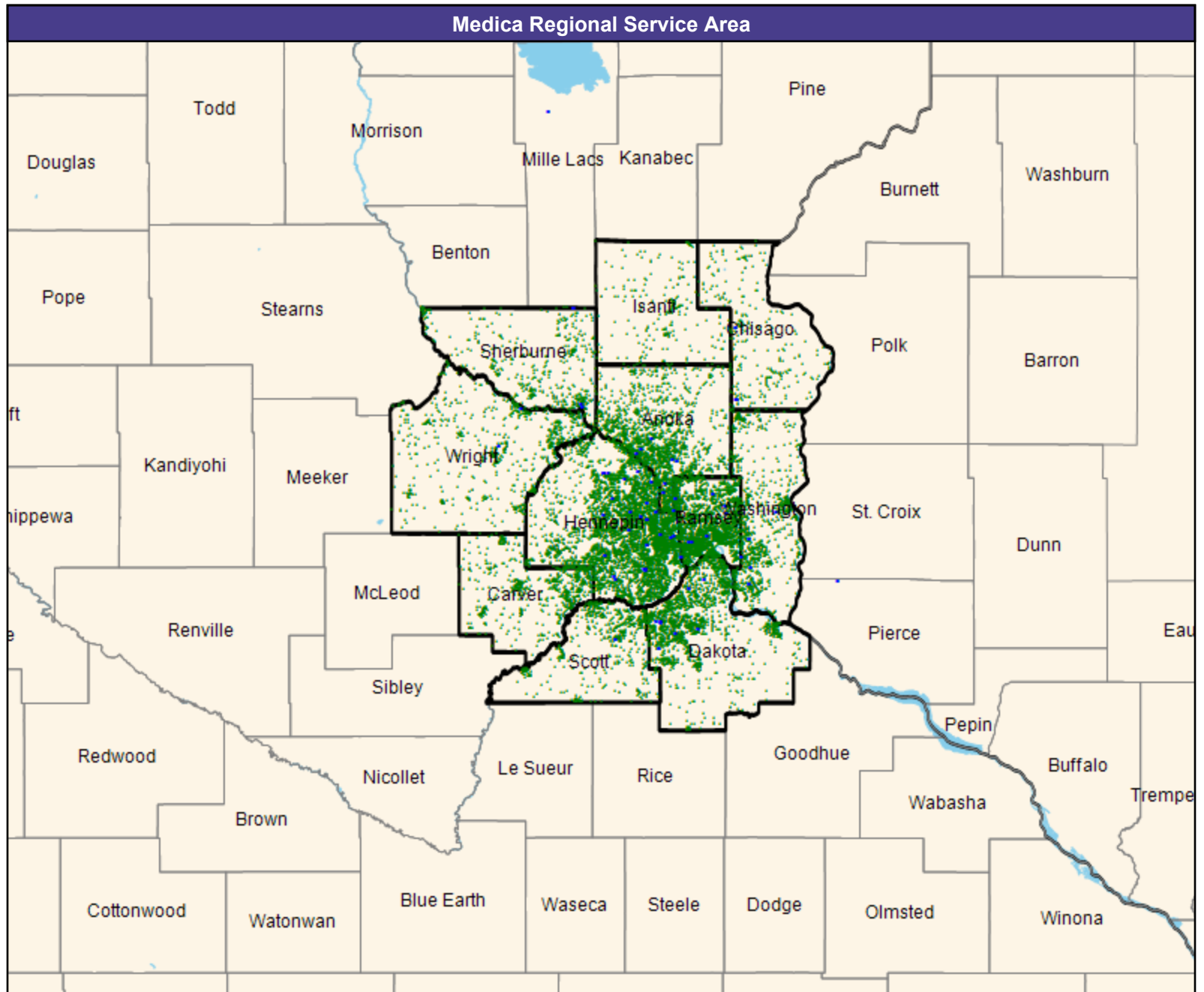
The Access Standard is defined as
(National Proxy Census (VantagePlus
with Medica MNN006)) eligibles
accessing:

1 (VantagePlus with Medica MNN006
Podiatry (Medica Regional Service
Area)) provider in 60 miles or 60
minutes

Service Areas

□ VantagePlus with Medica MNN006

25.67 miles



Access Detail By County

July 2, 2024

Created by...
Medica

Access Analysis
Podiatry
Eligible / Provider Groups
National Proxy Census (VantagePlus with Medica MNN006)
VantagePlus with Medica MNN006 Podiatry (Medica Regional Service Area)

All Eligibles										
State Name	County	Eligible	Provider	Counts	With Access		Without Access		Average Distance	Average Time
		#	Standard	#	#	%	#	%	1	1
Minnesota	Anoka	1,740	1 in 60 miles or 60 mins	18	1,740	100.0	0	0.0	4.3	5.2
	Carver	795	1 in 60 miles or 60 mins	0	795	100.0	0	0.0	14.4	16.8
	Chisago	271	1 in 60 miles or 60 mins	5	271	100.0	0	0.0	8.7	9.5
	Dakota	1,818	1 in 60 miles or 60 mins	33	1,818	100.0	0	0.0	4.5	5.4
	Hennepin	5,098	1 in 60 miles or 60 mins	98	5,098	100.0	0	0.0	2.9	4.4
	Isanti	226	1 in 60 miles or 60 mins	0	226	100.0	0	0.0	13.7	14.9
	Ramsey	2,586	1 in 60 miles or 60 mins	20	2,586	100.0	0	0.0	2.4	4.0
	Scott	601	1 in 60 miles or 60 mins	4	601	100.0	0	0.0	7.5	8.4
	Sherburne	498	1 in 60 miles or 60 mins	8	498	100.0	0	0.0	8.3	9.0
	Washington	1,030	1 in 60 miles or 60 mins	8	1,030	100.0	0	0.0	4.3	5.0
	Wright	743	1 in 60 miles or 60 mins	4	743	100.0	0	0.0	9.5	10.4
	Grand Totals	15,406	1 in 60 miles or 60 mins	198	15,406	100.0	0	0.0	4.8	6.1

Pulmonary Disease/VantagePlus with Medica/MNN006

July 2, 2024

Created by...
Medica

VantagePlus with Medica MNN006
Pulmonary Disease

114 providers at 49 locations

■ All providers

Pulmonary Disease

Employee Group

National Proxy Census (VantagePlus
with Medica MNN006)

Provider Group

VantagePlus with Medica MNN006
Pulmonary Disease (Medica Regional
Service Area)

15,406 eligible locations

◆ With access (15,406)

● Without access (0)

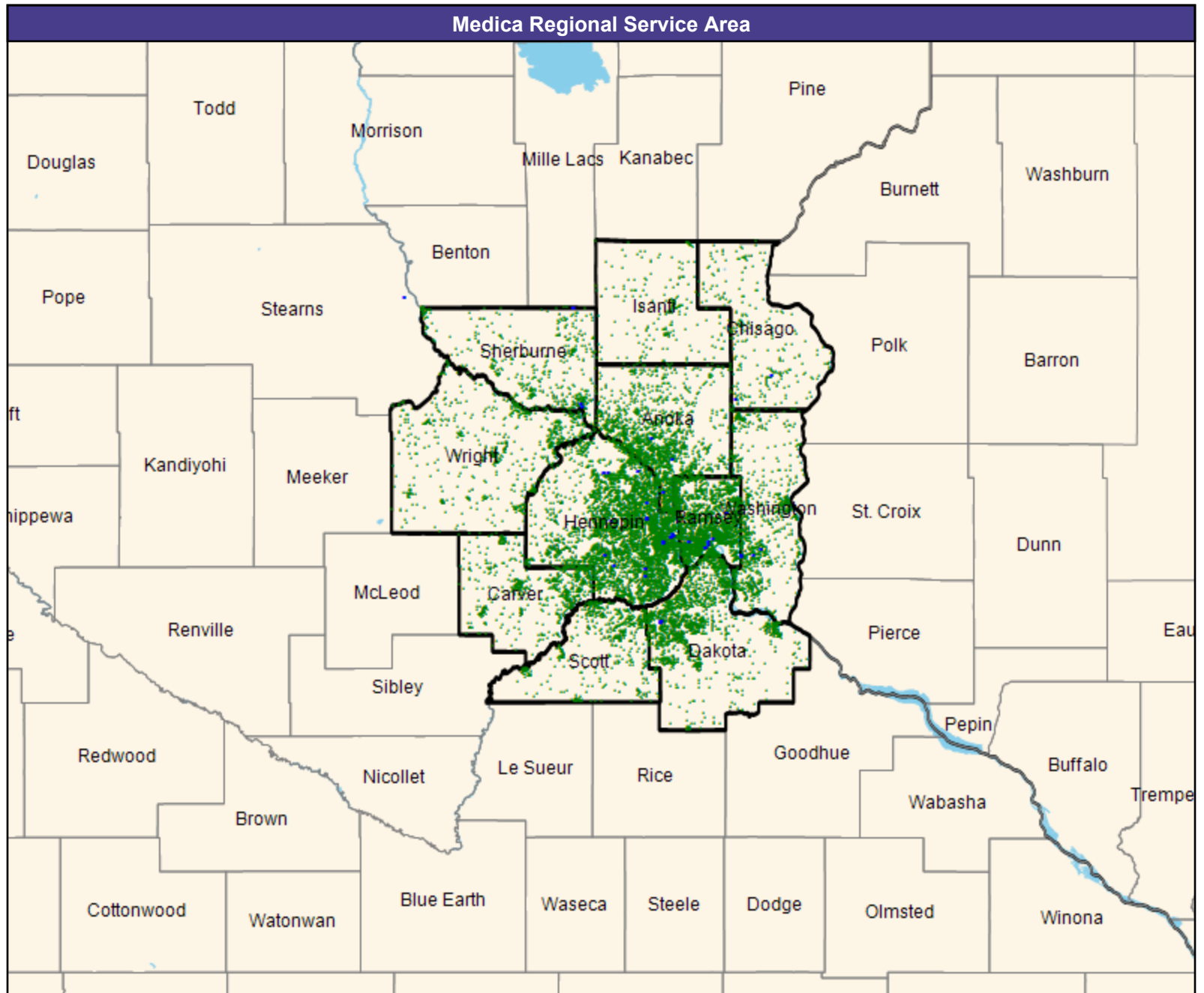
The Access Standard is defined as
(National Proxy Census (VantagePlus
with Medica MNN006)) eligibles
accessing:

1 (VantagePlus with Medica MNN006
Pulmonary Disease (Medica Regional
Service Area)) provider in 60 miles or
60 minutes

Service Areas

□ VantagePlus with Medica MNN006

25.67 miles



Access Detail By County

July 2, 2024

Created by...
Medica

Access Analysis
Pulmonary Disease

Eligible / Provider Groups
National Proxy Census (VantagePlus
with Medica MNN006)
VantagePlus with Medica MNN006
Pulmonary Disease (Medica
Regional Service Area)

All Eligibles										
State Name	County	Eligible	Provider	Counts	With Access		Without Access		Average Distance	Average Time
		#	Standard	#	#	%	#	%	1	1
Minnesota	Anoka	1,740	1 in 60 miles or 60 mins	24	1,740	100.0	0	0.0	4.9	6.0
	Carver	795	1 in 60 miles or 60 mins	0	795	100.0	0	0.0	16.5	20.3
	Chisago	271	1 in 60 miles or 60 mins	79	271	100.0	0	0.0	11.3	12.3
	Dakota	1,818	1 in 60 miles or 60 mins	84	1,818	100.0	0	0.0	7.7	9.9
	Hennepin	5,098	1 in 60 miles or 60 mins	523	5,098	100.0	0	0.0	3.5	5.5
	Isanti	226	1 in 60 miles or 60 mins	0	226	100.0	0	0.0	17.2	18.8
	Ramsey	2,586	1 in 60 miles or 60 mins	99	2,586	100.0	0	0.0	2.9	4.8
	Scott	601	1 in 60 miles or 60 mins	0	601	100.0	0	0.0	12.9	15.6
	Sherburne	498	1 in 60 miles or 60 mins	75	498	100.0	0	0.0	8.7	9.6
	Washington	1,030	1 in 60 miles or 60 mins	23	1,030	100.0	0	0.0	6.7	8.1
	Wright	743	1 in 60 miles or 60 mins	0	743	100.0	0	0.0	17.7	20.5
Grand Totals		15,406	1 in 60 miles or 60 mins	907	15,406	100.0	0	0.0	6.5	8.4

Radiology and Nuclear Medicine/VantagePlus with Medica/MNN006

July 2, 2024

Created by...
Medica

VantagePlus with Medica MNN006
Radiology and Nuclear Medicine

600 providers at 57 locations

- All providers

Radiology and Nuclear Medicine

Employee Group

National Proxy Census (VantagePlus with Medica MNN006)

Provider Group

VantagePlus with Medica MNN006
Radiology and Nuclear Medicine
(Medica Regional Service Area)

15,406 eligible locations

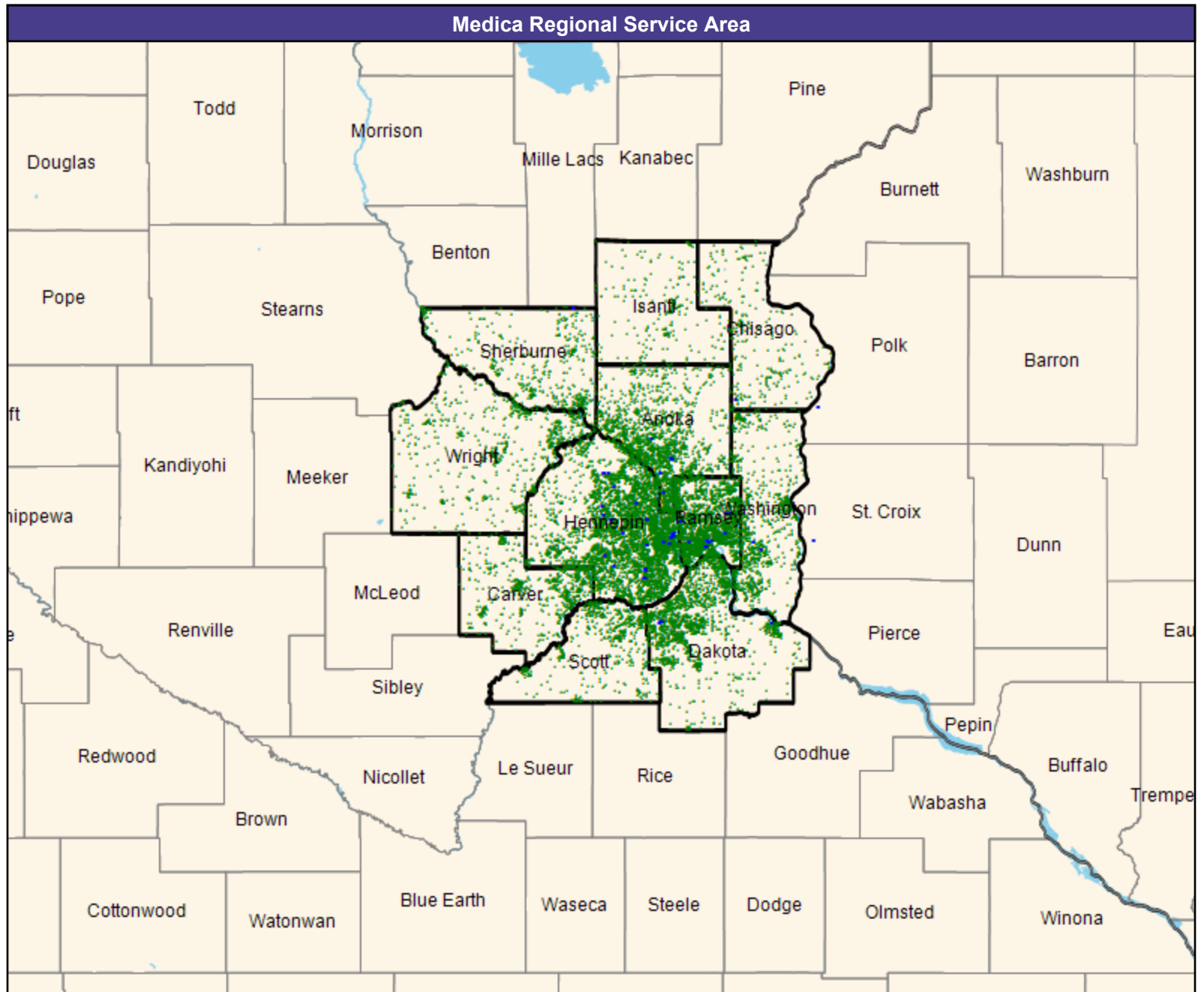
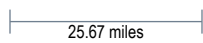
- ◆ With access (15,406)
- Without access (0)

The Access Standard is defined as
(National Proxy Census (VantagePlus with Medica MNN006)) eligibles
accessing:

1 (VantagePlus with Medica MNN006
Radiology and Nuclear Medicine
(Medica Regional Service Area))
provider in 60 miles or 60 minutes

Service Areas

- VantagePlus with Medica MNN006



Access Detail By County

July 2, 2024

Created by...
Medica

Access Analysis
Radiology and Nuclear Medicine

Eligible / Provider Groups
National Proxy Census (VantagePlus
with Medica MNN006)
VantagePlus with Medica MNN006
Radiology and Nuclear Medicine
(Medica Regional Service Area)

All Eligibles										
State Name	County	Eligible	Provider	Counts	With Access		Without Access		Average Distance	Average Time
		#	Standard	#	#	%	#	%	1	1
Minnesota	Anoka	1,740	1 in 60 miles or 60 mins	515	1,740	100.0	0	0.0	5.1	6.2
	Carver	795	1 in 60 miles or 60 mins	0	795	100.0	0	0.0	16.5	20.3
	Chisago	271	1 in 60 miles or 60 mins	384	271	100.0	0	0.0	13.7	14.9
	Dakota	1,818	1 in 60 miles or 60 mins	1,451	1,818	100.0	0	0.0	6.6	8.8
	Hennepin	5,098	1 in 60 miles or 60 mins	6,263	5,098	100.0	0	0.0	3.1	4.8
	Isanti	226	1 in 60 miles or 60 mins	0	226	100.0	0	0.0	17.3	18.8
	Ramsey	2,586	1 in 60 miles or 60 mins	3,244	2,586	100.0	0	0.0	2.6	4.2
	Scott	601	1 in 60 miles or 60 mins	0	601	100.0	0	0.0	12.8	15.5
	Sherburne	498	1 in 60 miles or 60 mins	339	498	100.0	0	0.0	16.3	18.0
	Washington	1,030	1 in 60 miles or 60 mins	141	1,030	100.0	0	0.0	6.6	7.6
	Wright	743	1 in 60 miles or 60 mins	0	743	100.0	0	0.0	22.7	26.9
Grand Totals		15,406	1 in 60 miles or 60 mins	12,337	15,406	100.0	0	0.0	6.7	8.6

Reconstructive Surgery/VantagePlus with Medica/MNN006

July 2, 2024

Created by...
Medica

VantagePlus with Medica MNN006
Reconstructive Surgery

27 providers at 25 locations

- All providers

Reconstructive Surgery

Employee Group

National Proxy Census (VantagePlus
with Medica MNN006)

Provider Group

VantagePlus with Medica MNN006
Reconstructive Surgery (Medica
Regional Service Area)

15,406 eligible locations

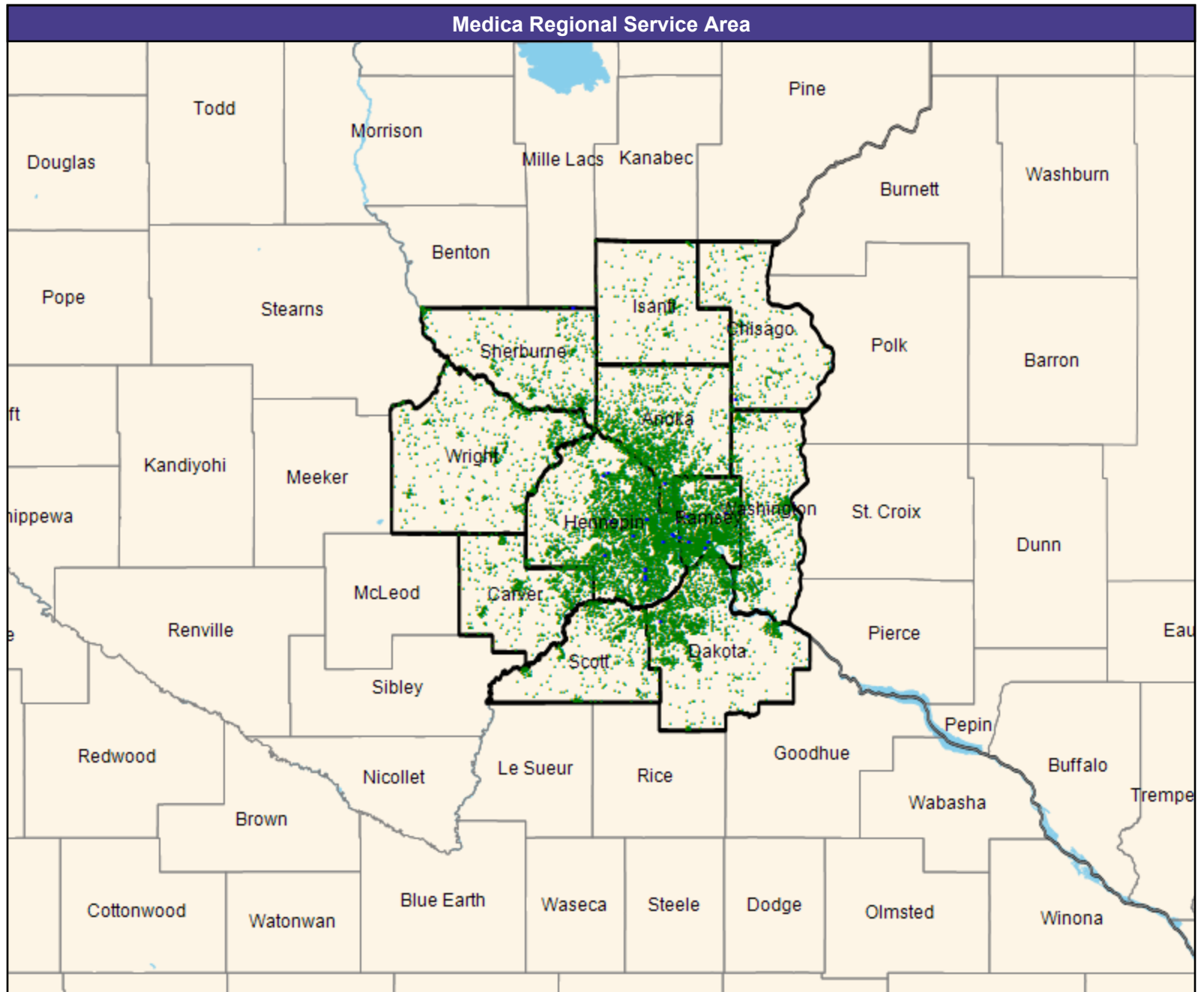
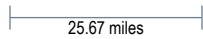
- ◆ With access (15,406)
- Without access (0)

The Access Standard is defined as
(National Proxy Census (VantagePlus
with Medica MNN006)) eligibles
accessing:

1 (VantagePlus with Medica MNN006
Reconstructive Surgery (Medica
Regional Service Area)) provider in 60
miles or 60 minutes

Service Areas

- VantagePlus with Medica MNN006



Access Detail By County

July 2, 2024

Created by...
Medica

Access Analysis
Reconstructive Surgery
Eligible / Provider Groups
National Proxy Census (VantagePlus with Medica MNN006)
VantagePlus with Medica MNN006 Reconstructive Surgery (Medica Regional Service Area)

All Eligibles										
State Name	County	Eligible	Provider	Counts	With Access		Without Access		Average Distance	Average Time
		#	Standard	#	#	%	#	%	1	1
Minnesota	Anoka	1,740	1 in 60 miles or 60 mins	2	1,740	100.0	0	0.0	8.5	11.4
	Carver	795	1 in 60 miles or 60 mins	0	795	100.0	0	0.0	16.7	20.3
	Chisago	271	1 in 60 miles or 60 mins	10	271	100.0	0	0.0	14.9	16.2
	Dakota	1,818	1 in 60 miles or 60 mins	2	1,818	100.0	0	0.0	8.4	11.2
	Hennepin	5,098	1 in 60 miles or 60 mins	104	5,098	100.0	0	0.0	3.7	5.7
	Isanti	226	1 in 60 miles or 60 mins	0	226	100.0	0	0.0	17.6	19.1
	Ramsey	2,586	1 in 60 miles or 60 mins	19	2,586	100.0	0	0.0	2.9	4.6
	Scott	601	1 in 60 miles or 60 mins	0	601	100.0	0	0.0	13.1	15.8
	Sherburne	498	1 in 60 miles or 60 mins	2	498	100.0	0	0.0	16.4	18.1
	Washington	1,030	1 in 60 miles or 60 mins	0	1,030	100.0	0	0.0	10.7	14.6
	Wright	743	1 in 60 miles or 60 mins	0	743	100.0	0	0.0	23.2	27.4
	Grand Totals	15,406	1 in 60 miles or 60 mins	139	15,406	100.0	0	0.0	7.9	10.4

Rheumatology/VantagePlus with Medica/MNN006

July 2, 2024

Created by...
Medica

VantagePlus with Medica MNN006
Rheumatology

40 providers at 31 locations

- All providers

Rheumatology

Employee Group

National Proxy Census (VantagePlus with Medica MNN006)

Provider Group

VantagePlus with Medica MNN006
Rheumatology (Medica Regional Service Area)

15,406 eligible locations

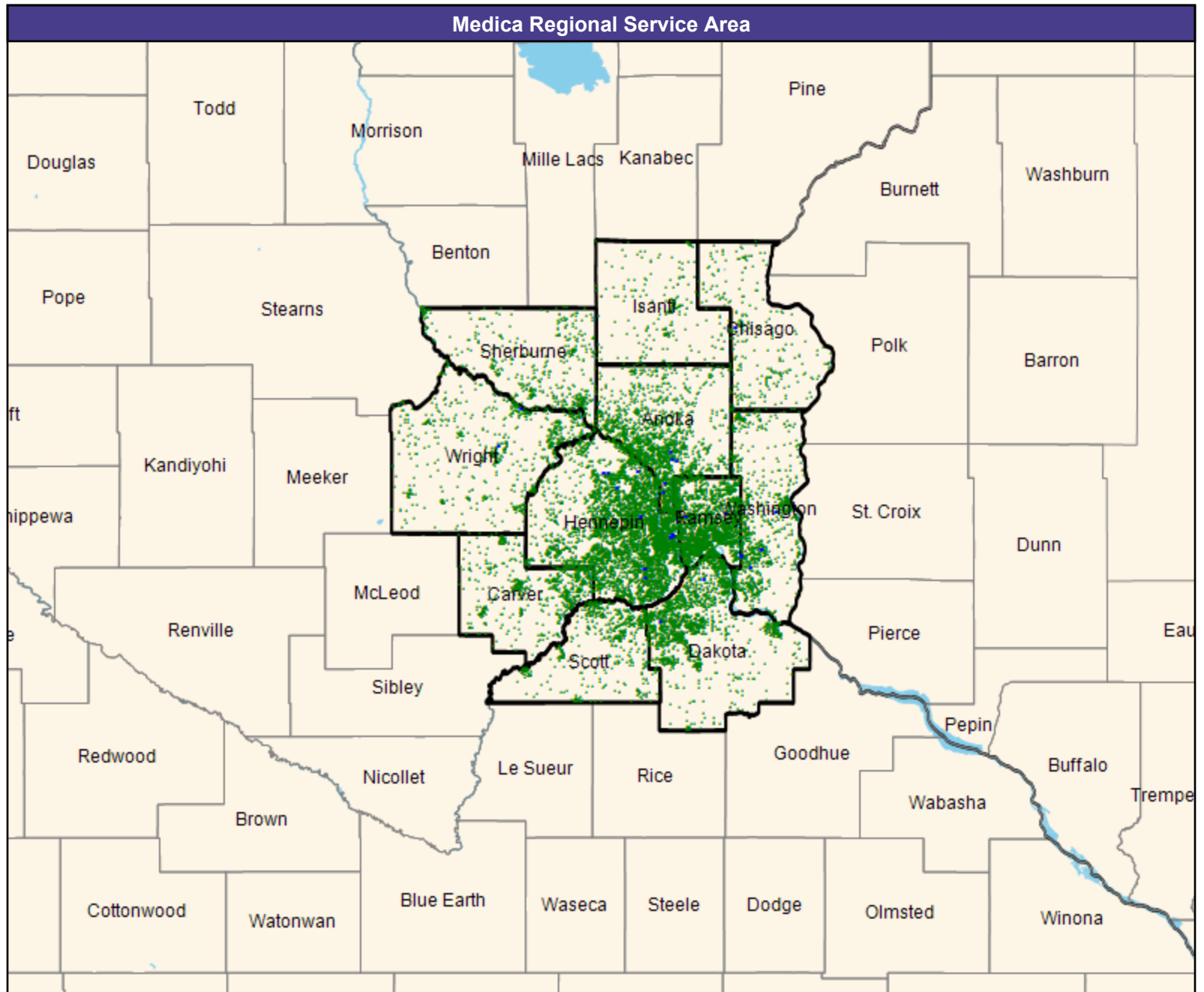
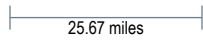
- ◆ With access (15,406)
- Without access (0)

The Access Standard is defined as (National Proxy Census (VantagePlus with Medica MNN006)) eligibles accessing:

1 (VantagePlus with Medica MNN006 Rheumatology (Medica Regional Service Area)) provider in 60 miles or 60 minutes

Service Areas

- VantagePlus with Medica MNN006



Access Detail By County

July 2, 2024

Created by...
Medica

Access Analysis
Rheumatology
Eligible / Provider Groups
National Proxy Census (VantagePlus
with Medica MNN006)
VantagePlus with Medica MNN006
Rheumatology (Medica Regional
Service Area)

		All Eligibles								
State Name	County	Eligible	Provider	Counts	With Access		Without Access		Average Distance	Average Time
		#	Standard	#	#	%	#	%	1	1
Minnesota	Anoka	1,740	1 in 60 miles or 60 mins	8	1,740	100.0	0	0.0	6.1	8.2
	Carver	795	1 in 60 miles or 60 mins	0	795	100.0	0	0.0	19.2	24.4
	Chisago	271	1 in 60 miles or 60 mins	1	271	100.0	0	0.0	11.4	12.4
	Dakota	1,818	1 in 60 miles or 60 mins	6	1,818	100.0	0	0.0	6.9	8.4
	Hennepin	5,098	1 in 60 miles or 60 mins	117	5,098	100.0	0	0.0	5.1	8.2
	Isanti	226	1 in 60 miles or 60 mins	0	226	100.0	0	0.0	16.6	18.1
	Ramsey	2,586	1 in 60 miles or 60 mins	7	2,586	100.0	0	0.0	4.3	6.6
	Scott	601	1 in 60 miles or 60 mins	0	601	100.0	0	0.0	13.5	16.3
	Sherburne	498	1 in 60 miles or 60 mins	0	498	100.0	0	0.0	14.3	15.6
	Washington	1,030	1 in 60 miles or 60 mins	15	1,030	100.0	0	0.0	6.0	7.1
	Wright	743	1 in 60 miles or 60 mins	2	743	100.0	0	0.0	10.2	11.2
Grand Totals		15,406	1 in 60 miles or 60 mins	156	15,406	100.0	0	0.0	7.2	9.6

Substance Use Disorder (SUD) Outpatient/VantagePlus with Medica/MNN006

July 2, 2024

Created by...
Medica

VantagePlus with Medica MNN006
Substance Abuse Disorder (SUD)
Outpatient

277 providers at 697 locations
■ All providers

Substance Use Disorder (SUD)
Outpatient

Employee Group
National Proxy Census (VantagePlus
with Medica MNN006)

Provider Group
VantagePlus with Medica MNN006
Substance Abuse Disorder (SUD)
Outpatient (Medica Regional Service
Area)

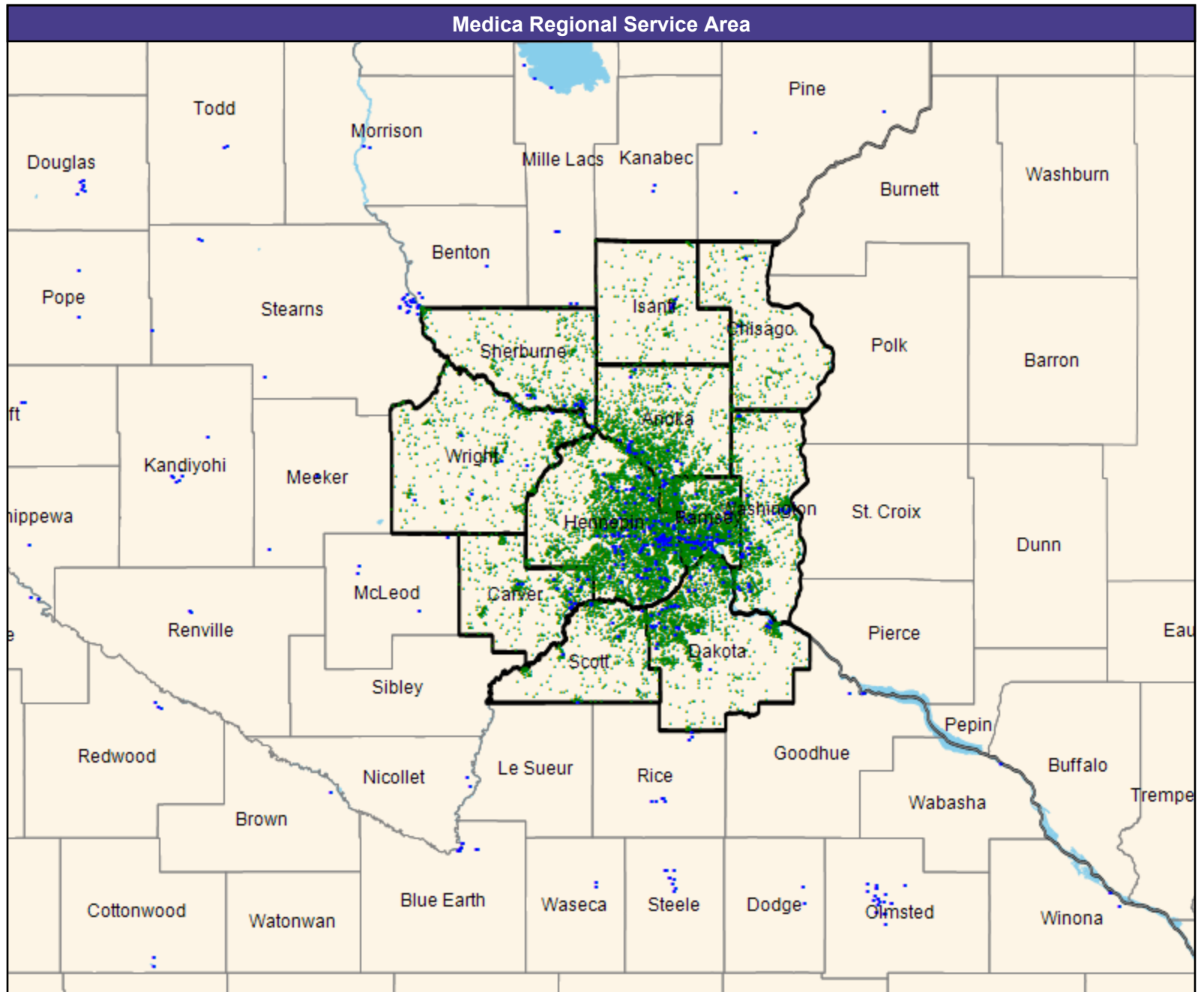
15,406 eligible locations
◆ With access (15,406)
● Without access (0)

The Access Standard is defined as
(National Proxy Census (VantagePlus
with Medica MNN006)) eligibles
accessing:

1 (VantagePlus with Medica MNN006
Substance Abuse Disorder (SUD)
Outpatient (Medica Regional Service
Area)) provider in 60 miles or 60
minutes

Service Areas
□ VantagePlus with Medica MNN006

25.67 miles



Access Detail By County

July 2, 2024

Created by...
Medica

Access Analysis
Substance Use Disorder (SUD)
Outpatient

Eligible / Provider Groups
National Proxy Census (VantagePlus with Medica MNN006)
VantagePlus with Medica MNN006
Substance Abuse Disorder (SUD)
Outpatient (Medica Regional Service Area)

All Eligibles										
State Name	County	Eligible	Provider	Counts	With Access		Without Access		Average Distance	Average Time
		#	Standard	#	#	%	#	%	1	1
Minnesota	Anoka	1,740	1 in 60 miles or 60 mins	34	1,740	100.0	0	0.0	2.8	3.6
	Carver	795	1 in 60 miles or 60 mins	18	795	100.0	0	0.0	3.8	4.2
	Chisago	271	1 in 60 miles or 60 mins	2	271	100.0	0	0.0	7.7	8.4
	Dakota	1,818	1 in 60 miles or 60 mins	41	1,818	100.0	0	0.0	2.1	2.6
	Hennepin	5,098	1 in 60 miles or 60 mins	157	5,098	100.0	0	0.0	1.7	2.4
	Isanti	226	1 in 60 miles or 60 mins	6	226	100.0	0	0.0	5.5	5.9
	Ramsey	2,586	1 in 60 miles or 60 mins	90	2,586	100.0	0	0.0	1.0	1.6
	Scott	601	1 in 60 miles or 60 mins	6	601	100.0	0	0.0	3.4	3.8
	Sherburne	498	1 in 60 miles or 60 mins	11	498	100.0	0	0.0	4.7	5.1
	Washington	1,030	1 in 60 miles or 60 mins	32	1,030	100.0	0	0.0	2.5	3.0
	Wright	743	1 in 60 miles or 60 mins	11	743	100.0	0	0.0	4.5	4.9
	Grand Totals	15,406	1 in 60 miles or 60 mins	408	15,406	100.0	0	0.0	2.4	3.0

Substance Use Disorder (SUD) Inpatient/VantagePlus with Medica/MNN006

July 2, 2024

Created by...
Medica

VantagePlus with Medica MNN006
Substance Abuse Disorder (SUD)
Inpatient

92 providers at 277 locations
■ All providers

Substance Use Disorder (SUD) Inpatient

Employee Group
National Proxy Census (VantagePlus
with Medica MNN006)

Provider Group
VantagePlus with Medica MNN006
Substance Abuse Disorder (SUD)
Inpatient (Medica Regional Service
Area)

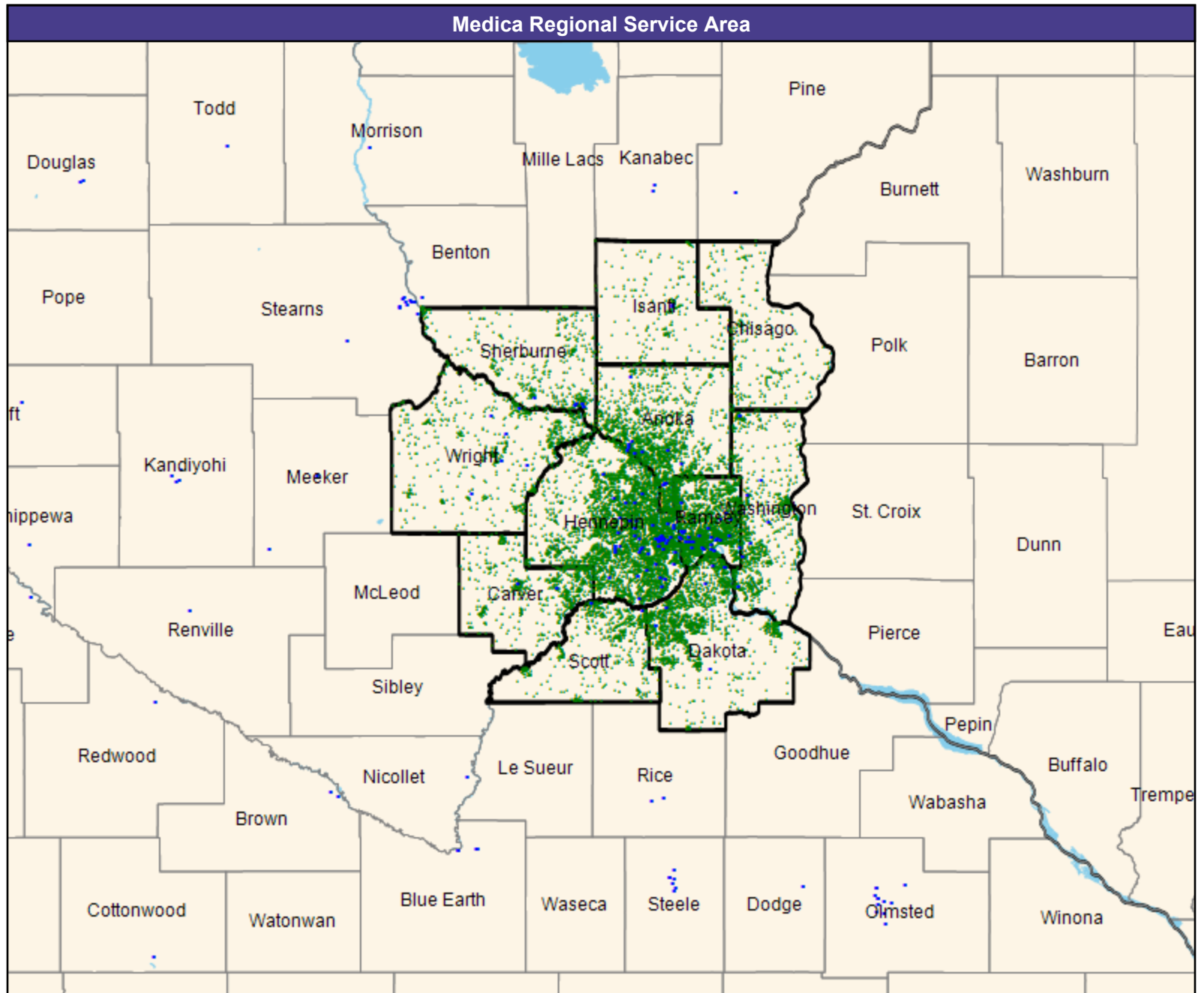
15,406 eligible locations
◆ With access (15,406)
● Without access (0)

The Access Standard is defined as
(National Proxy Census (VantagePlus
with Medica MNN006)) eligibles
accessing:

1 (VantagePlus with Medica MNN006
Substance Abuse Disorder (SUD)
Inpatient (Medica Regional Service
Area)) provider in 60 miles or 60
minutes

Service Areas
 VantagePlus with Medica MNN006

25.67 miles



Access Detail By County

July 2, 2024

Created by...
Medica

Access Analysis
 Substance Use Disorder (SUD)
 Inpatient
 Eligible / Provider Groups
 National Proxy Census (VantagePlus with Medica MNN006)
 VantagePlus with Medica MNN006
 Substance Abuse Disorder (SUD)
 Inpatient (Medica Regional Service Area)

All Eligibles										
State Name	County	Eligible	Provider	Counts	With Access		Without Access		Average Distance	Average Time
		#	Standard	#	#	%	#	%	1	1
Minnesota	Anoka	1,740	1 in 60 miles or 60 mins	17	1,740	100.0	0	0.0	3.7	4.7
	Carver	795	1 in 60 miles or 60 mins	3	795	100.0	0	0.0	5.5	6.1
	Chisago	271	1 in 60 miles or 60 mins	0	271	100.0	0	0.0	13.0	14.1
	Dakota	1,818	1 in 60 miles or 60 mins	8	1,818	100.0	0	0.0	4.9	5.9
	Hennepin	5,098	1 in 60 miles or 60 mins	71	5,098	100.0	0	0.0	2.4	3.4
	Isanti	226	1 in 60 miles or 60 mins	2	226	100.0	0	0.0	7.0	7.6
	Ramsey	2,586	1 in 60 miles or 60 mins	38	2,586	100.0	0	0.0	1.8	2.7
	Scott	601	1 in 60 miles or 60 mins	2	601	100.0	0	0.0	7.8	8.9
	Sherburne	498	1 in 60 miles or 60 mins	7	498	100.0	0	0.0	6.5	7.1
	Washington	1,030	1 in 60 miles or 60 mins	7	1,030	100.0	0	0.0	4.0	4.6
	Wright	743	1 in 60 miles or 60 mins	8	743	100.0	0	0.0	6.3	6.9
Grand Totals		15,406	1 in 60 miles or 60 mins	163	15,406	100.0	0	0.0	3.8	4.7

© 2024 Quest Analytics, LLC.

Thoracic Surgery/VantagePlus with Medica/MNN006

July 2, 2024

Created by...
Medica

VantagePlus with Medica MNN006
Thoracic Surgery

40 providers at 40 locations

- All providers

Thoracic Surgery

Employee Group

National Proxy Census (VantagePlus with Medica MNN006)

Provider Group

VantagePlus with Medica MNN006
Thoracic Surgery (Medica Regional Service Area)

15,406 eligible locations

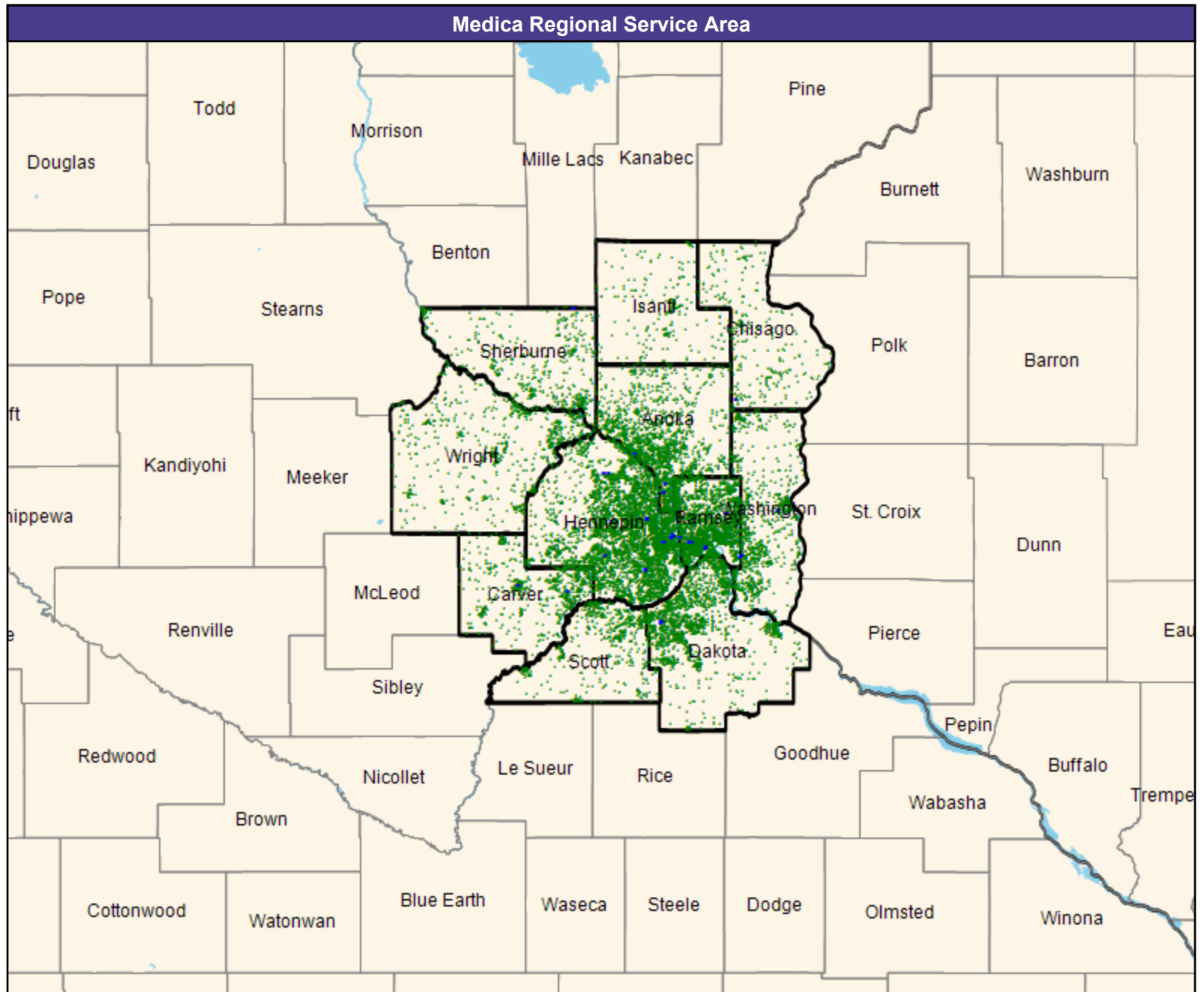
- ◆ With access (15,406)
- Without access (0)

The Access Standard is defined as (National Proxy Census (VantagePlus with Medica MNN006)) eligibles accessing:

1 (VantagePlus with Medica MNN006 Thoracic Surgery (Medica Regional Service Area)) provider in 60 miles or 60 minutes

Service Areas

- VantagePlus with Medica MNN006



Access Detail By County

July 2, 2024

Created by...
Medica

Access Analysis
Thoracic Surgery
Eligible / Provider Groups
National Proxy Census (VantagePlus with Medica MNN006)
VantagePlus with Medica MNN006
Thoracic Surgery (Medica Regional Service Area)

All Eligibles										
State Name	County	Eligible	Provider	Counts	With Access		Without Access		Average Distance	Average Time
		#	Standard	#	#	%	#	%	1	1
Minnesota	Anoka	1,740	1 in 60 miles or 60 mins	9	1,740	100.0	0	0.0	6.5	8.4
	Carver	795	1 in 60 miles or 60 mins	6	795	100.0	0	0.0	5.5	6.1
	Chisago	271	1 in 60 miles or 60 mins	2	271	100.0	0	0.0	14.9	16.2
	Dakota	1,818	1 in 60 miles or 60 mins	6	1,818	100.0	0	0.0	7.8	10.1
	Hennepin	5,098	1 in 60 miles or 60 mins	145	5,098	100.0	0	0.0	3.8	5.8
	Isanti	226	1 in 60 miles or 60 mins	0	226	100.0	0	0.0	17.5	19.1
	Ramsey	2,586	1 in 60 miles or 60 mins	36	2,586	100.0	0	0.0	3.0	4.9
	Scott	601	1 in 60 miles or 60 mins	0	601	100.0	0	0.0	10.2	11.8
	Sherburne	498	1 in 60 miles or 60 mins	1	498	100.0	0	0.0	16.4	18.1
	Washington	1,030	1 in 60 miles or 60 mins	6	1,030	100.0	0	0.0	5.7	6.9
	Wright	743	1 in 60 miles or 60 mins	0	743	100.0	0	0.0	22.4	26.0
	Grand Totals	15,406	1 in 60 miles or 60 mins	211	15,406	100.0	0	0.0	6.6	8.5

Urology/VantagePlus with Medica/MNN006

July 2, 2024

Created by...
Medica

VantagePlus with Medica MNN006
Urology

110 providers at 43 locations

- All providers

Urology

Employee Group

National Proxy Census (VantagePlus with Medica MNN006)

Provider Group

VantagePlus with Medica MNN006
Urology (Medica Regional Service Area)

15,406 eligible locations

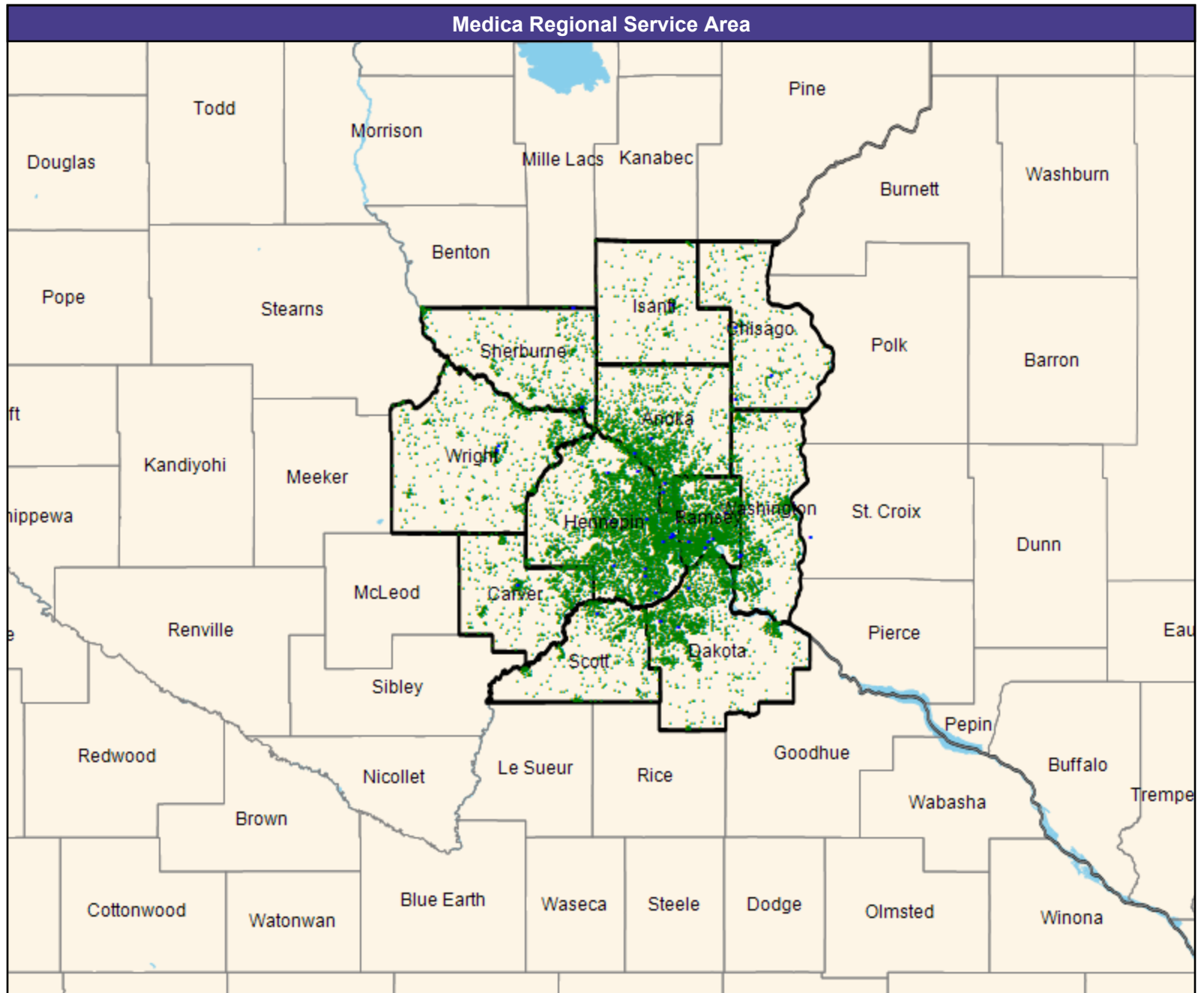
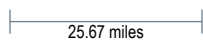
- ◆ With access (15,406)
- Without access (0)

The Access Standard is defined as (National Proxy Census (VantagePlus with Medica MNN006)) eligibles accessing:

1 (VantagePlus with Medica MNN006 Urology (Medica Regional Service Area)) provider in 60 miles or 60 minutes

Service Areas

- VantagePlus with Medica MNN006



Access Detail By County

July 2, 2024

Created by...
Medica

Access Analysis
Urology
Eligible / Provider Groups
National Proxy Census (VantagePlus with Medica MNN006)
VantagePlus with Medica MNN006 Urology (Medica Regional Service Area)

All Eligibles										
State Name	County	Eligible	Provider	Counts	With Access		Without Access		Average Distance	Average Time
		#	Standard	#	#	%	#	%	1	1
Minnesota	Anoka	1,740	1 in 60 miles or 60 mins	27	1,740	100.0	0	0.0	5.1	6.5
	Carver	795	1 in 60 miles or 60 mins	6	795	100.0	0	0.0	7.4	8.6
	Chisago	271	1 in 60 miles or 60 mins	20	271	100.0	0	0.0	6.3	6.8
	Dakota	1,818	1 in 60 miles or 60 mins	12	1,818	100.0	0	0.0	5.8	7.7
	Hennepin	5,098	1 in 60 miles or 60 mins	206	5,098	100.0	0	0.0	3.6	5.7
	Isanti	226	1 in 60 miles or 60 mins	4	226	100.0	0	0.0	6.9	7.5
	Ramsey	2,586	1 in 60 miles or 60 mins	70	2,586	100.0	0	0.0	2.9	4.7
	Scott	601	1 in 60 miles or 60 mins	6	601	100.0	0	0.0	7.9	9.0
	Sherburne	498	1 in 60 miles or 60 mins	4	498	100.0	0	0.0	10.1	11.0
	Washington	1,030	1 in 60 miles or 60 mins	42	1,030	100.0	0	0.0	6.4	7.6
	Wright	743	1 in 60 miles or 60 mins	3	743	100.0	0	0.0	10.4	11.4
	Grand Totals	15,406	1 in 60 miles or 60 mins	400	15,406	100.0	0	0.0	5.1	6.8

Vascular Surgery/VantagePlus with Medica/MNN006

July 2, 2024

Created by...
Medica

VantagePlus with Medica MNN006
Vascular Surgery

18 providers at 25 locations

- All providers

Vascular Surgery

Employee Group

National Proxy Census (VantagePlus with Medica MNN006)

Provider Group

VantagePlus with Medica MNN006
Vascular Surgery (Medica Regional Service Area)

15,406 eligible locations

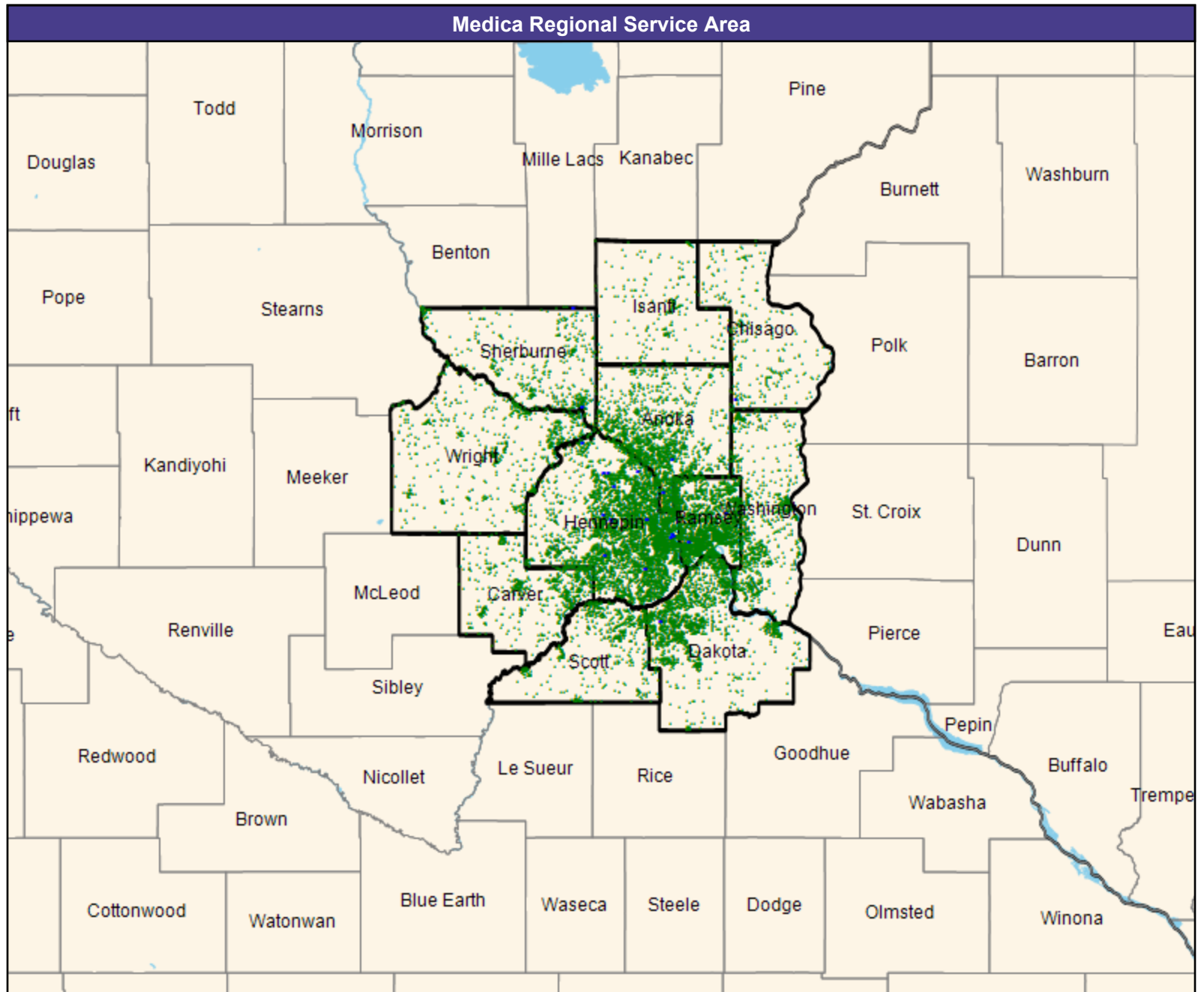
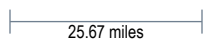
- ◆ With access (15,406)
- Without access (0)

The Access Standard is defined as (National Proxy Census (VantagePlus with Medica MNN006)) eligibles accessing:

1 (VantagePlus with Medica MNN006 Vascular Surgery (Medica Regional Service Area)) provider in 60 miles or 60 minutes

Service Areas

- VantagePlus with Medica MNN006



Access Detail By County

July 2, 2024

Created by...
Medica

Access Analysis
Vascular Surgery

Eligible / Provider Groups
National Proxy Census (VantagePlus with Medica MNN006)
VantagePlus with Medica MNN006
Vascular Surgery (Medica Regional Service Area)

All Eligibles										
State Name	County	Eligible	Provider	Counts	With Access		Without Access		Average Distance	Average Time
		#	Standard	#	#	%	#	%	1	1
Minnesota	Anoka	1,740	1 in 60 miles or 60 mins	12	1,740	100.0	0	0.0	5.9	7.4
	Carver	795	1 in 60 miles or 60 mins	0	795	100.0	0	0.0	16.7	20.3
	Chisago	271	1 in 60 miles or 60 mins	7	271	100.0	0	0.0	14.9	16.2
	Dakota	1,818	1 in 60 miles or 60 mins	13	1,818	100.0	0	0.0	9.2	11.9
	Hennepin	5,098	1 in 60 miles or 60 mins	82	5,098	100.0	0	0.0	3.7	5.9
	Isanti	226	1 in 60 miles or 60 mins	0	226	100.0	0	0.0	17.5	19.0
	Ramsey	2,586	1 in 60 miles or 60 mins	10	2,586	100.0	0	0.0	4.1	6.6
	Scott	601	1 in 60 miles or 60 mins	0	601	100.0	0	0.0	13.0	15.7
	Sherburne	498	1 in 60 miles or 60 mins	5	498	100.0	0	0.0	10.7	11.6
	Washington	1,030	1 in 60 miles or 60 mins	0	1,030	100.0	0	0.0	11.7	14.7
Wright	743	1 in 60 miles or 60 mins	0	743	100.0	0	0.0	16.8	18.7	
Grand Totals		15,406	1 in 60 miles or 60 mins	129	15,406	100.0	0	0.0	7.5	9.8

Home Health/VantagePlus with Medica/MNN006

July 2, 2024

VantagePlus with Medica MNN006 Home Health Care Agency

22 providers at 36 locations

■ All providers

Service Areas

■ VantagePlus with Medica MNN006 - Home Health

□ VantagePlus with Medica MNN006

25.67 miles

