

Service Area Map/Medica Elect/MNN001

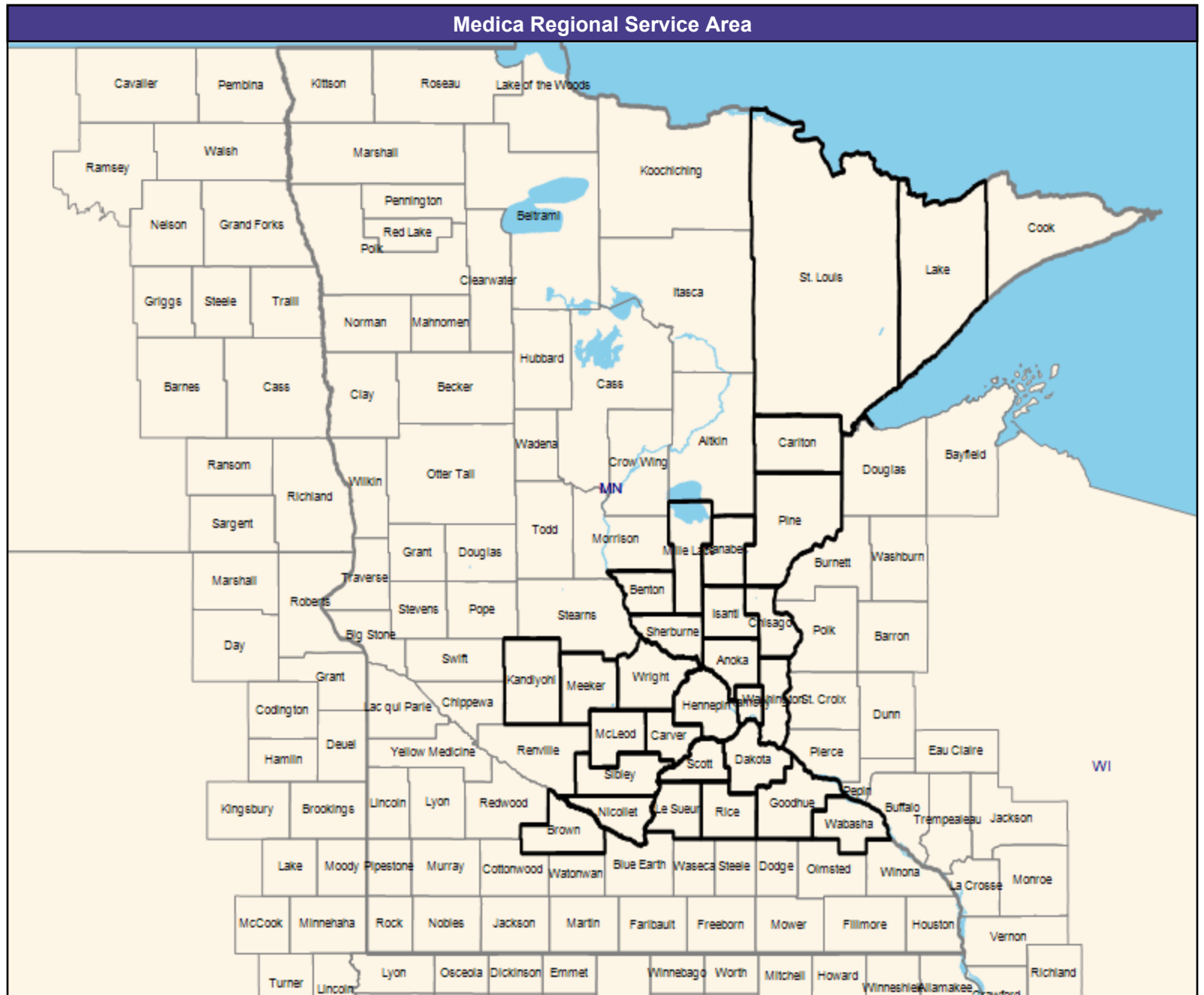
July 1, 2024

Created by...
Medica

Service Areas

Medica Elect MNN001

60.66 miles



General Hospital Facilities/Medica Elect/MNN001

July 1, 2024

Created by...
Medica

Medica Elect MNN001 General Hospital Facilities

199 providers at 204 locations

■ All providers

General Hospital Facilities

Employee Group

National Proxy Census (Medica Elect MNN001)

Provider Group

Medica Elect MNN001 General Hospital Facilities (Medica Regional Service Area)

20,100 eligible locations

◆ With access (20,020)

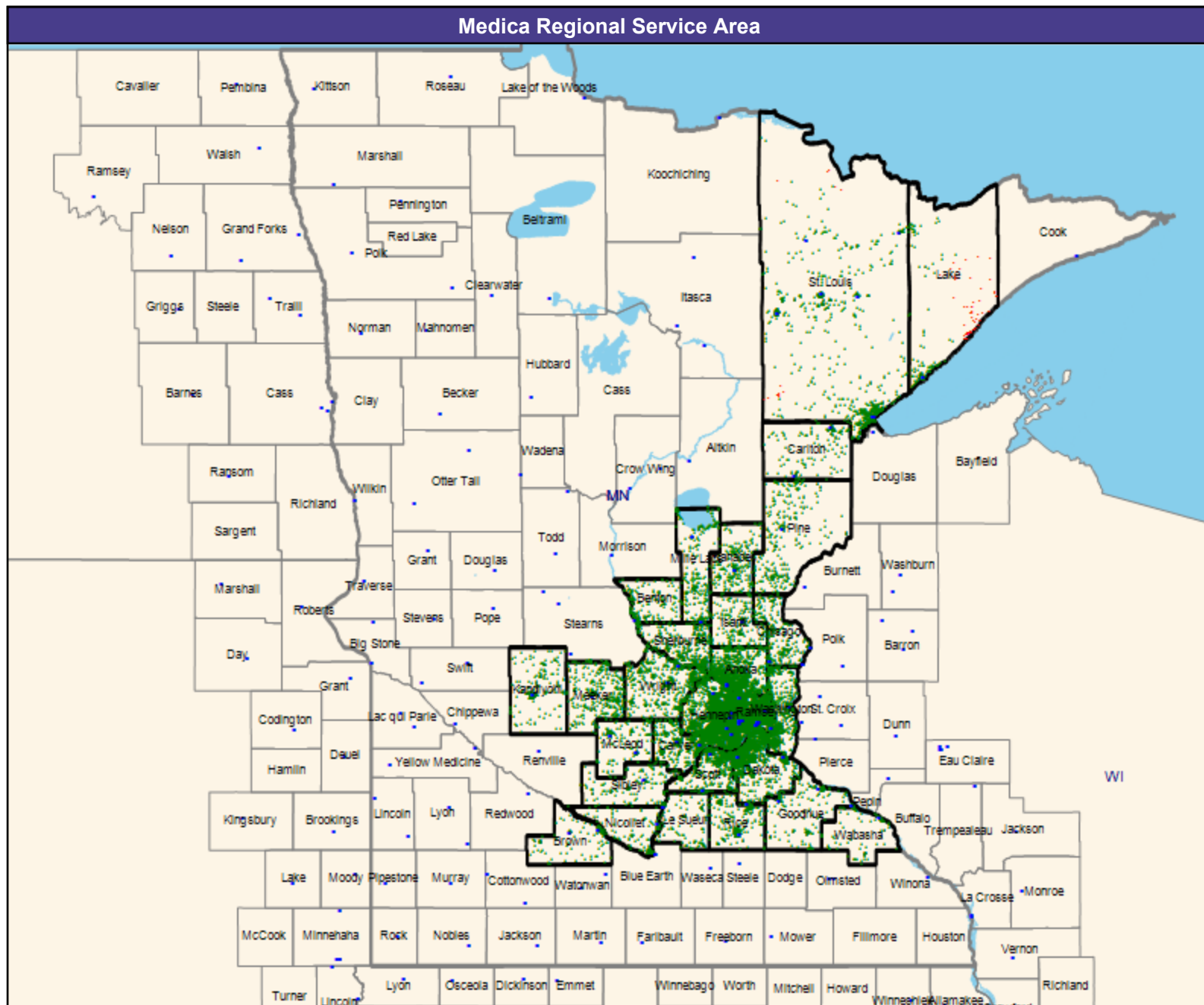
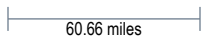
● Without access (80)

The Access Standard is defined as (National Proxy Census (Medica Elect MNN001)) eligibles accessing:

1 (Medica Elect MNN001 General Hospital Facilities (Medica Regional Service Area)) provider in 30 miles or 30 minutes

Service Areas

□ Medica Elect MNN001



Access Detail By County

July 1, 2024

Created by...
Medica

Access Analysis
General Hospital Facilities
Eligible / Provider Groups
National Proxy Census (Medica Elect MNN001)
Medica Elect MNN001 General Hospital Facilities (Medica Regional Service Area)

All Eligibles										
State Abbr	County	Eligible	Provider	Counts	With Access		Without Access		Average Distance	Average Time
		#	Standard	#	#	%	#	%	1	1
MN	Anoka	1,740	1 in 30 miles or 30 mins	3	1,740	100.0	0	0.0	6.5	8.6
	Benton	243	1 in 30 miles or 30 mins	0	243	100.0	0	0.0	9.0	10.5
	Brown	135	1 in 30 miles or 30 mins	2	135	100.0	0	0.0	6.3	6.8
	Carlton	180	1 in 30 miles or 30 mins	2	180	100.0	0	0.0	7.0	7.6
	Carver	795	1 in 30 miles or 30 mins	2	795	100.0	0	0.0	5.5	6.1
	Chisago	271	1 in 30 miles or 30 mins	1	271	100.0	0	0.0	10.2	11.1
	Dakota	1,818	1 in 30 miles or 30 mins	3	1,818	100.0	0	0.0	6.2	8.1
	Goodhue	227	1 in 30 miles or 30 mins	3	227	100.0	0	0.0	9.1	9.9
	Hennepin	5,098	1 in 30 miles or 30 mins	12	5,098	100.0	0	0.0	4.5	6.9
	Isanti	226	1 in 30 miles or 30 mins	1	226	100.0	0	0.0	7.4	8.1
	Kanabec	347	1 in 30 miles or 30 mins	1	347	100.0	0	0.0	6.4	6.9
	Kandiyohi	231	1 in 30 miles or 30 mins	1	231	100.0	0	0.0	7.4	8.0
	Lake	213	1 in 30 miles or 30 mins	1	148	69.5	65	30.5	15.9	17.3
	Le Sueur	145	1 in 30 miles or 30 mins	1	145	100.0	0	0.0	8.7	9.4
	McLeod	199	1 in 30 miles or 30 mins	2	199	100.0	0	0.0	6.1	6.6
	Meeker	512	1 in 30 miles or 30 mins	1	512	100.0	0	0.0	8.7	9.4
	Mille Lacs	305	1 in 30 miles or 30 mins	1	305	100.0	0	0.0	10.5	11.4
	Nicollet	161	1 in 30 miles or 30 mins	1	161	100.0	0	0.0	5.7	6.2
	Pine	298	1 in 30 miles or 30 mins	1	298	100.0	0	0.0	11.6	12.6
	Ramsey	2,586	1 in 30 miles or 30 mins	10	2,586	100.0	0	0.0	3.4	5.5
	Rice	308	1 in 30 miles or 30 mins	1	308	100.0	0	0.0	5.5	5.9
	Scott	601	1 in 30 miles or 30 mins	2	601	100.0	0	0.0	6.3	7.2
	Sherburne	498	1 in 30 miles or 30 mins	1	498	100.0	0	0.0	9.0	9.9
	Sibley	167	1 in 30 miles or 30 mins	1	167	100.0	0	0.0	10.0	10.9
	St. Louis	919	1 in 30 miles or 30 mins	8	904	98.4	15	1.6	7.6	8.8
	Wabasha	104	1 in 30 miles or 30 mins	1	104	100.0	0	0.0	10.1	11.0
	Washington	1,030	1 in 30 miles or 30 mins	2	1,030	100.0	0	0.0	5.1	6.2
	Wright	743	1 in 30 miles or 30 mins	2	743	100.0	0	0.0	9.7	10.7
	Grand Totals	20,100	1 in 30 miles or 30 mins	67	20,020	99.6	80	0.4	6.1	7.8

Emergency Medicine Providers/Medica Elect/MNN001

July 1, 2024

Created by...
Medica

Medica Elect MNN001 Emergency
Medicine Providers

3,672 providers at 173 locations

■ All providers

Emergency Medicine Providers

Employee Group

National Proxy Census (Medica Elect
MNN001)

Provider Group

Medica Elect MNN001 Emergency
Medicine Providers (Medica Regional
Service Area)

20,100 eligible locations

◆ With access (20,003)

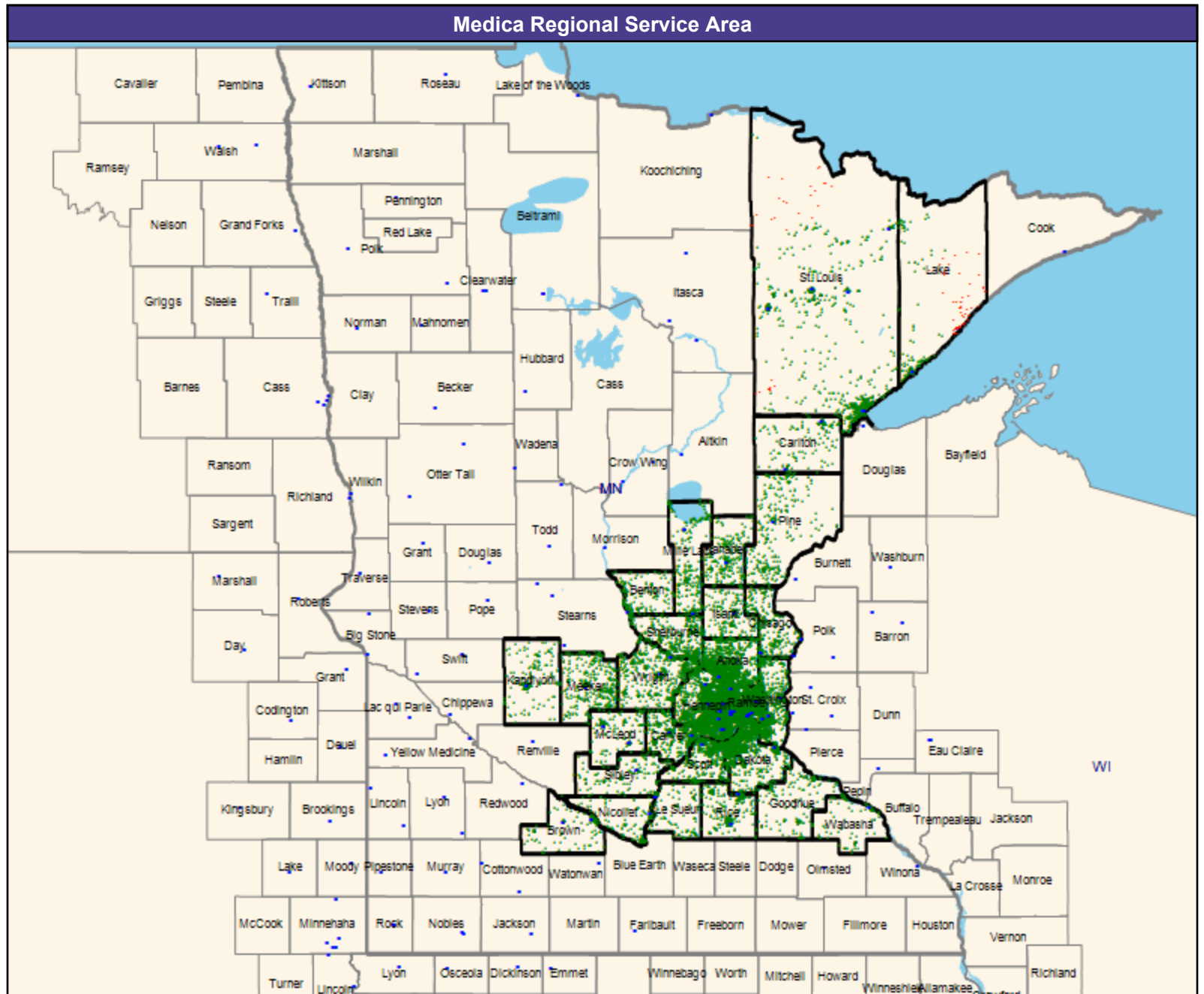
● Without access (97)

The Access Standard is defined as
(National Proxy Census (Medica Elect
MNN001)) eligibles accessing:

1 (Medica Elect MNN001 Emergency
Medicine Providers (Medica Regional
Service Area)) provider in 30 miles or
30 minutes

Service Areas

□ Medica Elect MNN001



Access Detail By County

July 1, 2024

Created by...
Medica

Access Analysis
Emergency Medicine Providers
Eligible / Provider Groups
National Proxy Census (Medica Elect MNN001)
Medica Elect MNN001 Emergency Medicine Providers (Medica Regional Service Area)

All Eligibles										
State Abbr	County	Eligible	Provider	Counts	With Access		Without Access		Average Distance	Average Time
		#	Standard	#	#	%	#	%	1	1
MN	Anoka	1,740	1 in 30 miles or 30 mins	13	1,740	100.0	0	0.0	6.6	8.7
	Benton	243	1 in 30 miles or 30 mins	0	243	100.0	0	0.0	9.0	10.5
	Brown	135	1 in 30 miles or 30 mins	43	135	100.0	0	0.0	6.3	6.8
	Carlton	180	1 in 30 miles or 30 mins	125	180	100.0	0	0.0	7.0	7.6
	Carver	795	1 in 30 miles or 30 mins	103	795	100.0	0	0.0	5.5	6.1
	Chisago	271	1 in 30 miles or 30 mins	41	271	100.0	0	0.0	10.2	11.1
	Dakota	1,818	1 in 30 miles or 30 mins	108	1,818	100.0	0	0.0	9.9	12.7
	Goodhue	227	1 in 30 miles or 30 mins	0	227	100.0	0	0.0	20.8	22.7
	Hennepin	5,098	1 in 30 miles or 30 mins	985	5,098	100.0	0	0.0	3.9	5.8
	Isanti	226	1 in 30 miles or 30 mins	15	226	100.0	0	0.0	7.4	8.1
	Kanabec	347	1 in 30 miles or 30 mins	119	347	100.0	0	0.0	6.4	6.9
	Kandiyohi	231	1 in 30 miles or 30 mins	86	231	100.0	0	0.0	7.4	8.0
	Lake	213	1 in 30 miles or 30 mins	87	148	69.5	65	30.5	15.9	17.3
	Le Sueur	145	1 in 30 miles or 30 mins	124	145	100.0	0	0.0	13.5	14.7
	McLeod	199	1 in 30 miles or 30 mins	34	199	100.0	0	0.0	6.1	6.6
	Meeker	512	1 in 30 miles or 30 mins	69	512	100.0	0	0.0	8.7	9.4
	Mille Lacs	305	1 in 30 miles or 30 mins	42	305	100.0	0	0.0	10.5	11.4
	Nicollet	161	1 in 30 miles or 30 mins	29	161	100.0	0	0.0	9.1	9.9
	Pine	298	1 in 30 miles or 30 mins	72	298	100.0	0	0.0	11.6	12.6
	Ramsey	2,586	1 in 30 miles or 30 mins	578	2,586	100.0	0	0.0	3.3	5.5
	Rice	308	1 in 30 miles or 30 mins	75	308	100.0	0	0.0	5.8	6.2
	Scott	601	1 in 30 miles or 30 mins	46	601	100.0	0	0.0	8.6	9.6
	Sherburne	498	1 in 30 miles or 30 mins	36	498	100.0	0	0.0	9.0	9.9
	Sibley	167	1 in 30 miles or 30 mins	60	167	100.0	0	0.0	10.0	10.9
	St. Louis	919	1 in 30 miles or 30 mins	449	887	96.5	32	3.5	8.5	9.8
	Wabasha	104	1 in 30 miles or 30 mins	33	104	100.0	0	0.0	13.0	14.1
	Washington	1,030	1 in 30 miles or 30 mins	295	1,030	100.0	0	0.0	4.8	5.8
	Wright	743	1 in 30 miles or 30 mins	122	743	100.0	0	0.0	9.7	10.7
	Grand Totals	20,100	1 in 30 miles or 30 mins	3,789	20,003	99.5	97	0.5	6.6	8.2

Primary Care Providers/Medica Elect/MNN001

July 1, 2024

Created by...
Medica

Medica Elect MNN001 Primary Care Providers

14,394 providers at 1,573 locations

■ All providers

Primary Care Providers

Employee Group

National Proxy Census (Medica Elect MNN001)

Provider Group

Medica Elect MNN001 Primary Care Providers (Medica Regional Service Area)

20,100 eligible locations

◆ With access (20,098)

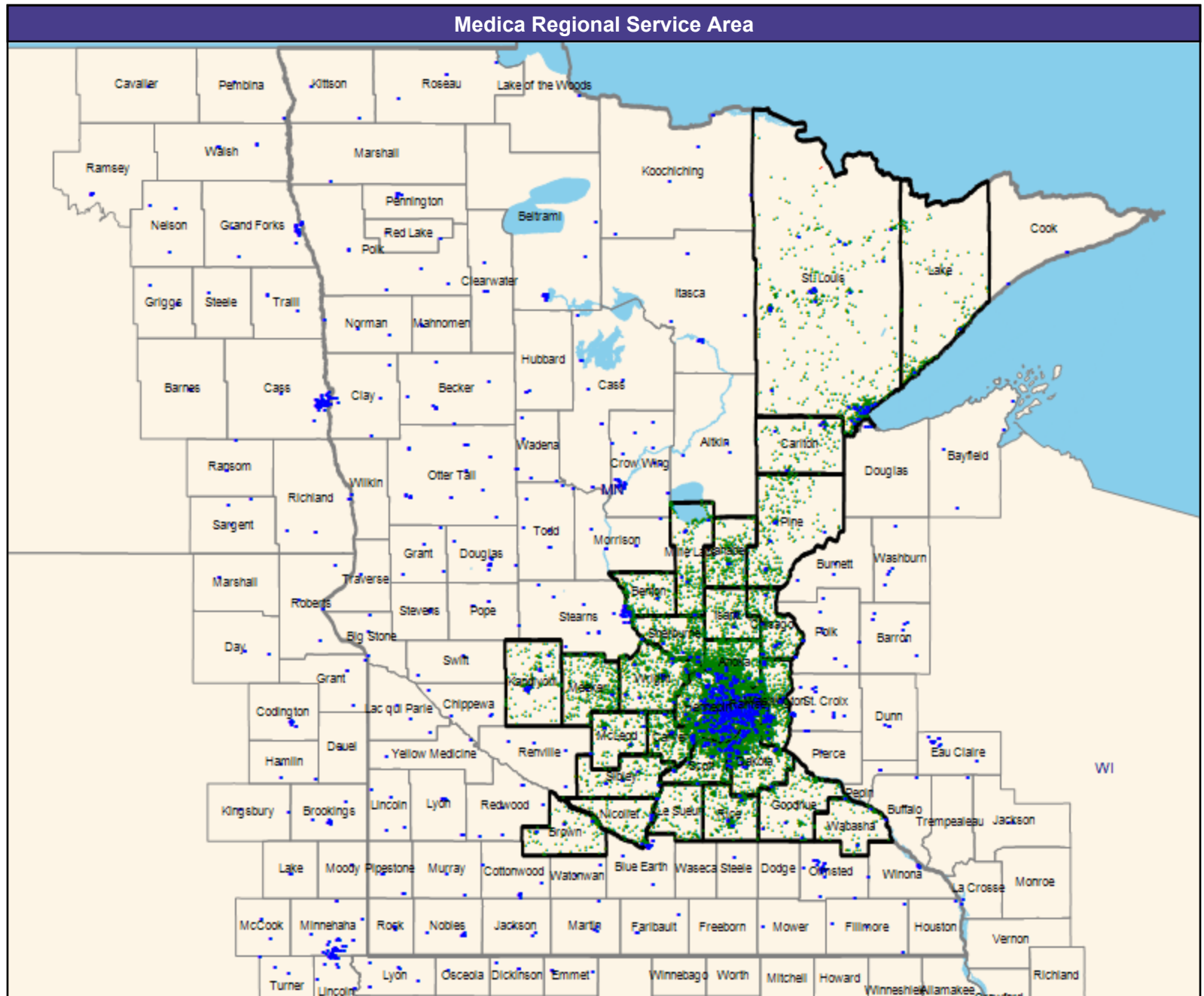
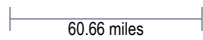
● Without access (2)

The Access Standard is defined as (National Proxy Census (Medica Elect MNN001)) eligibles accessing:

1 (Medica Elect MNN001 Primary Care Providers (Medica Regional Service Area)) provider in 30 miles or 30 minutes

Service Areas

□ Medica Elect MNN001



Access Detail By County

July 1, 2024

Created by...
Medica

Access Analysis
Primary Care Providers
Eligible / Provider Groups
National Proxy Census (Medica Elect MNN001)
Medica Elect MNN001 Primary Care Providers (Medica Regional Service Area)

All Eligibles										
State Abbr	County	Eligible	Provider	Counts	With Access		Without Access		Average Distance	Average Time
		#	Standard	#	#	%	#	%	1	1
MN	Anoka	1,740	1 in 30 miles or 30 mins	2,446	1,740	100.0	0	0.0	2.8	3.4
	Benton	243	1 in 30 miles or 30 mins	211	243	100.0	0	0.0	4.2	4.5
	Brown	135	1 in 30 miles or 30 mins	411	135	100.0	0	0.0	3.8	4.1
	Carlton	180	1 in 30 miles or 30 mins	241	180	100.0	0	0.0	4.8	5.2
	Carver	795	1 in 30 miles or 30 mins	1,177	795	100.0	0	0.0	2.3	2.5
	Chisago	271	1 in 30 miles or 30 mins	2,025	271	100.0	0	0.0	3.9	4.2
	Dakota	1,818	1 in 30 miles or 30 mins	4,932	1,818	100.0	0	0.0	1.8	2.1
	Goodhue	227	1 in 30 miles or 30 mins	269	227	100.0	0	0.0	8.3	9.0
	Hennepin	5,098	1 in 30 miles or 30 mins	19,663	5,098	100.0	0	0.0	1.0	1.5
	Isanti	226	1 in 30 miles or 30 mins	275	226	100.0	0	0.0	5.4	5.8
	Kanabec	347	1 in 30 miles or 30 mins	203	347	100.0	0	0.0	5.8	6.3
	Kandiyohi	231	1 in 30 miles or 30 mins	443	231	100.0	0	0.0	4.4	4.7
	Lake	213	1 in 30 miles or 30 mins	62	213	100.0	0	0.0	7.0	7.5
	Le Sueur	145	1 in 30 miles or 30 mins	87	145	100.0	0	0.0	8.6	9.3
	McLeod	199	1 in 30 miles or 30 mins	381	199	100.0	0	0.0	3.2	3.5
	Meeker	512	1 in 30 miles or 30 mins	198	512	100.0	0	0.0	5.2	5.6
	Mille Lacs	305	1 in 30 miles or 30 mins	157	305	100.0	0	0.0	4.2	4.6
	Nicollet	161	1 in 30 miles or 30 mins	226	161	100.0	0	0.0	3.9	4.2
	Pine	298	1 in 30 miles or 30 mins	321	298	100.0	0	0.0	6.5	7.1
	Ramsey	2,586	1 in 30 miles or 30 mins	9,325	2,586	100.0	0	0.0	0.9	1.3
	Rice	308	1 in 30 miles or 30 mins	209	308	100.0	0	0.0	4.3	4.6
	Scott	601	1 in 30 miles or 30 mins	700	601	100.0	0	0.0	2.2	2.4
	Sherburne	498	1 in 30 miles or 30 mins	1,633	498	100.0	0	0.0	4.0	4.4
	Sibley	167	1 in 30 miles or 30 mins	433	167	100.0	0	0.0	4.3	4.7
	St. Louis	919	1 in 30 miles or 30 mins	2,390	917	99.8	2	0.2	4.5	4.9
	Wabasha	104	1 in 30 miles or 30 mins	177	104	100.0	0	0.0	4.8	5.2
	Washington	1,030	1 in 30 miles or 30 mins	3,695	1,030	100.0	0	0.0	2.1	2.5
	Wright	743	1 in 30 miles or 30 mins	1,187	743	100.0	0	0.0	3.0	3.3
	Grand Totals	20,100	1 in 30 miles or 30 mins	53,477	20,098	99.9	2	0.1	2.5	3.0

Mental Health Provider Prescribers/Medica Elect/MNN001

July 1, 2024

Created by...
Medica

Medica Elect MNN001 Mental Health
Provider Prescribers

810 providers at 225 locations

■ All providers

Mental Health Provider Prescribers

Employee Group

National Proxy Census (Medica Elect
MNN001)

Provider Group

Medica Elect MNN001 Mental Health
Provider Prescribers (Medica Regional
Service Area)

20,100 eligible locations

◆ With access (19,579)

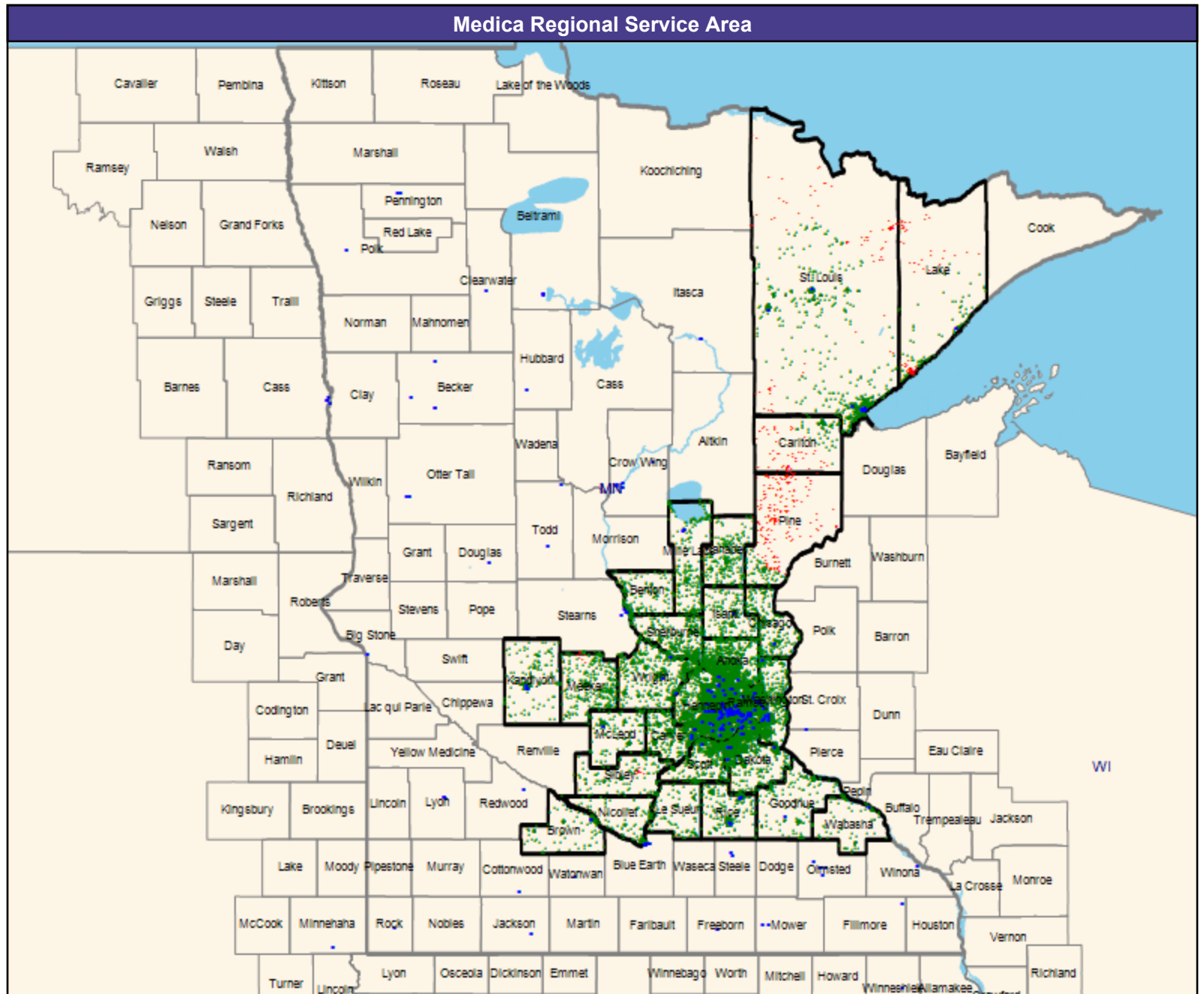
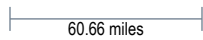
● Without access (521)

The Access Standard is defined as
(National Proxy Census (Medica Elect
MNN001)) eligibles accessing:

1 (Medica Elect MNN001 Mental
Health Provider Prescribers (Medica
Regional Service Area)) provider in 30
miles or 30 minutes

Service Areas

□ Medica Elect MNN001



Access Detail By County

July 1, 2024

Created by...
Medica

Access Analysis
Mental Health Provider Prescribers
Eligible / Provider Groups
National Proxy Census (Medica Elect MNN001)
Medica Elect MNN001 Mental Health Provider Prescribers (Medica Regional Service Area)

All Eligibles										
State Abbr	County	Eligible	Provider	Counts	With Access		Without Access		Average Distance	Average Time
		#	Standard	#	#	%	#	%	1	1
MN	Anoka	1,740	1 in 30 miles or 30 mins	33	1,740	100.0	0	0.0	5.4	6.8
	Benton	243	1 in 30 miles or 30 mins	0	243	100.0	0	0.0	8.9	9.7
	Brown	135	1 in 30 miles or 30 mins	8	135	100.0	0	0.0	10.0	10.9
	Carlton	180	1 in 30 miles or 30 mins	0	117	65.0	63	35.0	27.7	30.1
	Carver	795	1 in 30 miles or 30 mins	33	795	100.0	0	0.0	7.6	8.4
	Chisago	271	1 in 30 miles or 30 mins	1	271	100.0	0	0.0	9.6	10.4
	Dakota	1,818	1 in 30 miles or 30 mins	38	1,818	100.0	0	0.0	3.9	4.6
	Goodhue	227	1 in 30 miles or 30 mins	1	227	100.0	0	0.0	15.4	16.8
	Hennepin	5,098	1 in 30 miles or 30 mins	218	5,098	100.0	0	0.0	2.2	3.3
	Isanti	226	1 in 30 miles or 30 mins	3	226	100.0	0	0.0	8.0	8.7
	Kanabec	347	1 in 30 miles or 30 mins	0	346	99.7	1	0.3	22.1	24.0
	Kandiyohi	231	1 in 30 miles or 30 mins	4	231	100.0	0	0.0	8.3	9.0
	Lake	213	1 in 30 miles or 30 mins	1	98	46.0	115	54.0	26.3	29.5
	Le Sueur	145	1 in 30 miles or 30 mins	0	145	100.0	0	0.0	19.4	21.1
	McLeod	199	1 in 30 miles or 30 mins	5	199	100.0	0	0.0	10.6	11.6
	Meeker	512	1 in 30 miles or 30 mins	0	503	98.2	9	1.8	20.7	22.5
	Mille Lacs	305	1 in 30 miles or 30 mins	3	305	100.0	0	0.0	16.9	18.5
	Nicollet	161	1 in 30 miles or 30 mins	0	161	100.0	0	0.0	9.2	10.0
	Pine	298	1 in 30 miles or 30 mins	0	87	29.2	211	70.8	37.3	40.7
	Ramsey	2,586	1 in 30 miles or 30 mins	159	2,586	100.0	0	0.0	1.6	2.5
	Rice	308	1 in 30 miles or 30 mins	8	308	100.0	0	0.0	5.1	5.6
	Scott	601	1 in 30 miles or 30 mins	1	601	100.0	0	0.0	7.2	8.0
	Sherburne	498	1 in 30 miles or 30 mins	0	498	100.0	0	0.0	11.7	12.9
	Sibley	167	1 in 30 miles or 30 mins	0	147	88.0	20	12.0	24.0	26.2
	St. Louis	919	1 in 30 miles or 30 mins	31	817	88.9	102	11.1	11.6	12.9
	Wabasha	104	1 in 30 miles or 30 mins	1	104	100.0	0	0.0	12.5	13.6
	Washington	1,030	1 in 30 miles or 30 mins	17	1,030	100.0	0	0.0	5.3	6.4
	Wright	743	1 in 30 miles or 30 mins	16	743	100.0	0	0.0	9.1	10.0
	Grand Totals	20,100	1 in 30 miles or 30 mins	581	19,579	97.4	521	2.6	7.1	8.2

Child and Adolescent Psychiatrist/Medica Elect/MNN001

July 1, 2024

Created by...
Medica

Medica Elect MNN001 Child and Adolescent Psychiatrist

303 providers at 122 locations

■ All providers

Child and Adolescent Psychiatrist

Employee Group

National Proxy Census (Medica Elect MNN001)

Provider Group

Medica Elect MNN001 Child and Adolescent Psychiatrist (Medica Regional Service Area)

20,100 eligible locations

◆ With access (19,421)

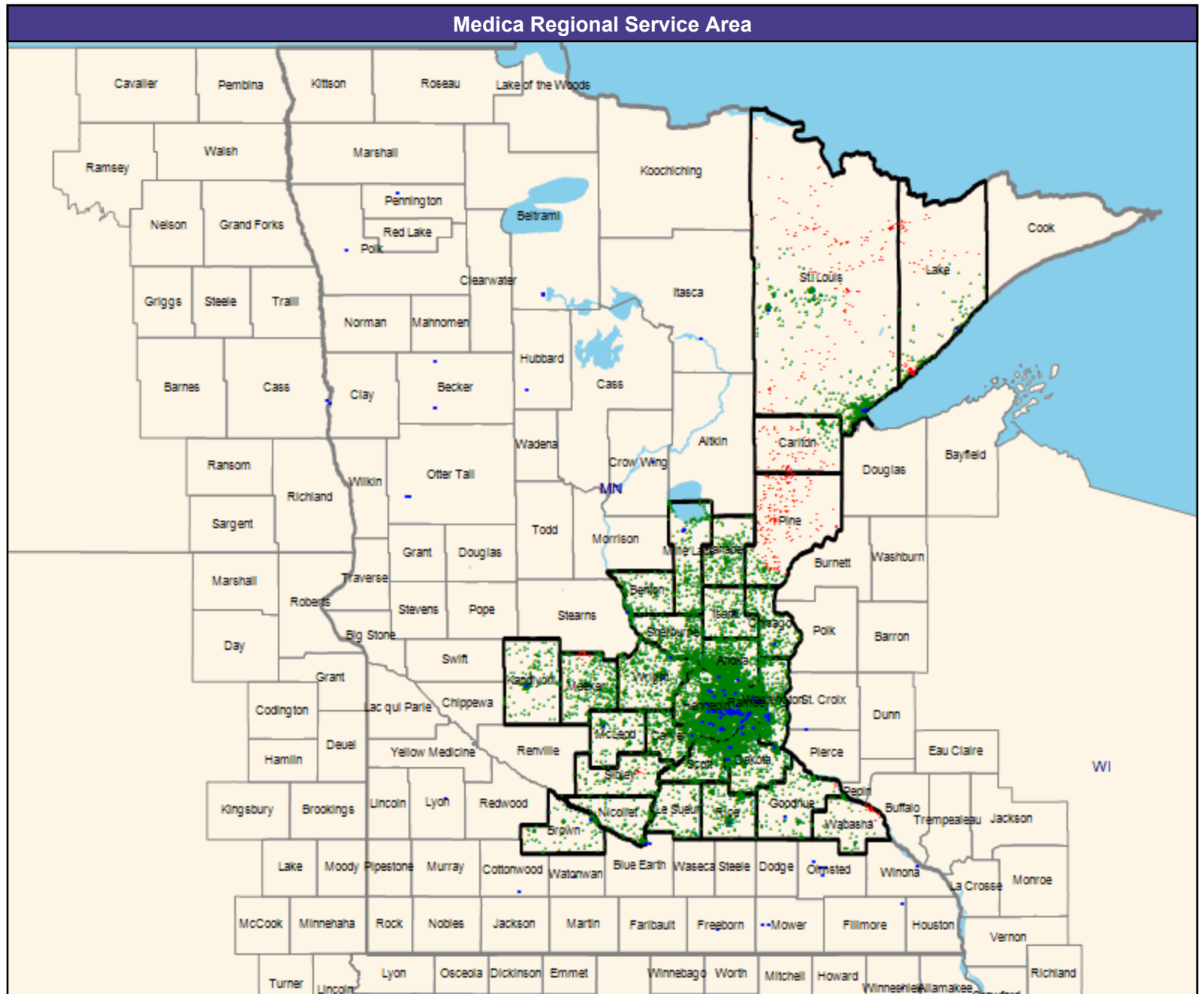
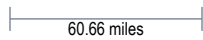
● Without access (679)

The Access Standard is defined as (National Proxy Census (Medica Elect MNN001)) eligibles accessing:

1 (Medica Elect MNN001 Child and Adolescent Psychiatrist (Medica Regional Service Area)) provider in 30 miles or 30 minutes

Service Areas

□ Medica Elect MNN001



Access Detail By County

July 1, 2024

Created by...
Medica

Access Analysis
Child and Adolescent Psychiatrist
Eligible / Provider Groups
National Proxy Census (Medica Elect MNN001)
Medica Elect MNN001 Child and Adolescent Psychiatrist (Medica Regional Service Area)

All Eligibles										
State Abbr	County	Eligible	Provider	Counts	With Access		Without Access		Average Distance	Average Time
		#	Standard	#	#	%	#	%	1	1
MN	Anoka	1,740	1 in 30 miles or 30 mins	12	1,740	100.0	0	0.0	5.9	7.5
	Benton	243	1 in 30 miles or 30 mins	0	243	100.0	0	0.0	9.2	10.9
	Brown	135	1 in 30 miles or 30 mins	7	135	100.0	0	0.0	10.8	11.7
	Carlton	180	1 in 30 miles or 30 mins	0	110	61.1	70	38.9	29.6	40.2
	Carver	795	1 in 30 miles or 30 mins	21	795	100.0	0	0.0	8.6	9.5
	Chisago	271	1 in 30 miles or 30 mins	1	271	100.0	0	0.0	10.0	10.9
	Dakota	1,818	1 in 30 miles or 30 mins	15	1,818	100.0	0	0.0	4.2	5.1
	Goodhue	227	1 in 30 miles or 30 mins	1	223	98.2	4	1.8	16.4	17.9
	Hennepin	5,098	1 in 30 miles or 30 mins	71	5,098	100.0	0	0.0	2.8	4.2
	Isanti	226	1 in 30 miles or 30 mins	2	226	100.0	0	0.0	8.0	8.7
	Kanabec	347	1 in 30 miles or 30 mins	0	346	99.7	1	0.3	22.1	24.0
	Kandiyohi	231	1 in 30 miles or 30 mins	2	231	100.0	0	0.0	8.5	9.2
	Lake	213	1 in 30 miles or 30 mins	1	98	46.0	115	54.0	26.7	30.3
	Le Sueur	145	1 in 30 miles or 30 mins	0	145	100.0	0	0.0	20.1	21.9
	McLeod	199	1 in 30 miles or 30 mins	3	199	100.0	0	0.0	10.7	11.6
	Meeker	512	1 in 30 miles or 30 mins	0	485	94.7	27	5.3	21.1	23.1
	Mille Lacs	305	1 in 30 miles or 30 mins	2	305	100.0	0	0.0	16.9	18.5
	Nicollet	161	1 in 30 miles or 30 mins	0	161	100.0	0	0.0	9.2	10.0
	Pine	298	1 in 30 miles or 30 mins	0	87	29.2	211	70.8	37.6	41.8
	Ramsey	2,586	1 in 30 miles or 30 mins	63	2,586	100.0	0	0.0	2.1	3.3
	Rice	308	1 in 30 miles or 30 mins	1	308	100.0	0	0.0	9.6	10.4
	Scott	601	1 in 30 miles or 30 mins	0	601	100.0	0	0.0	9.2	10.3
	Sherburne	498	1 in 30 miles or 30 mins	0	498	100.0	0	0.0	11.7	12.9
	Sibley	167	1 in 30 miles or 30 mins	0	146	87.4	21	12.6	24.2	26.4
	St. Louis	919	1 in 30 miles or 30 mins	16	719	78.2	200	21.8	17.3	20.1
	Wabasha	104	1 in 30 miles or 30 mins	0	74	71.2	30	28.8	26.3	28.7
	Washington	1,030	1 in 30 miles or 30 mins	6	1,030	100.0	0	0.0	6.8	8.0
	Wright	743	1 in 30 miles or 30 mins	8	743	100.0	0	0.0	9.8	10.8
	Grand Totals	20,100	1 in 30 miles or 30 mins	232	19,421	96.6	679	3.4	8.1	9.6

Psychiatrists/Medica Elect/MNN001

July 1, 2024

Created by...
Medica

Medica Elect MNN001 Psychiatrists

489 providers at 158 locations

■ All providers

Psychiatrist

Employee Group

National Proxy Census (Medica Elect MNN001)

Provider Group

Medica Elect MNN001 Psychiatrists (Medica Regional Service Area)

20,100 eligible locations

◆ With access (19,448)

● Without access (652)

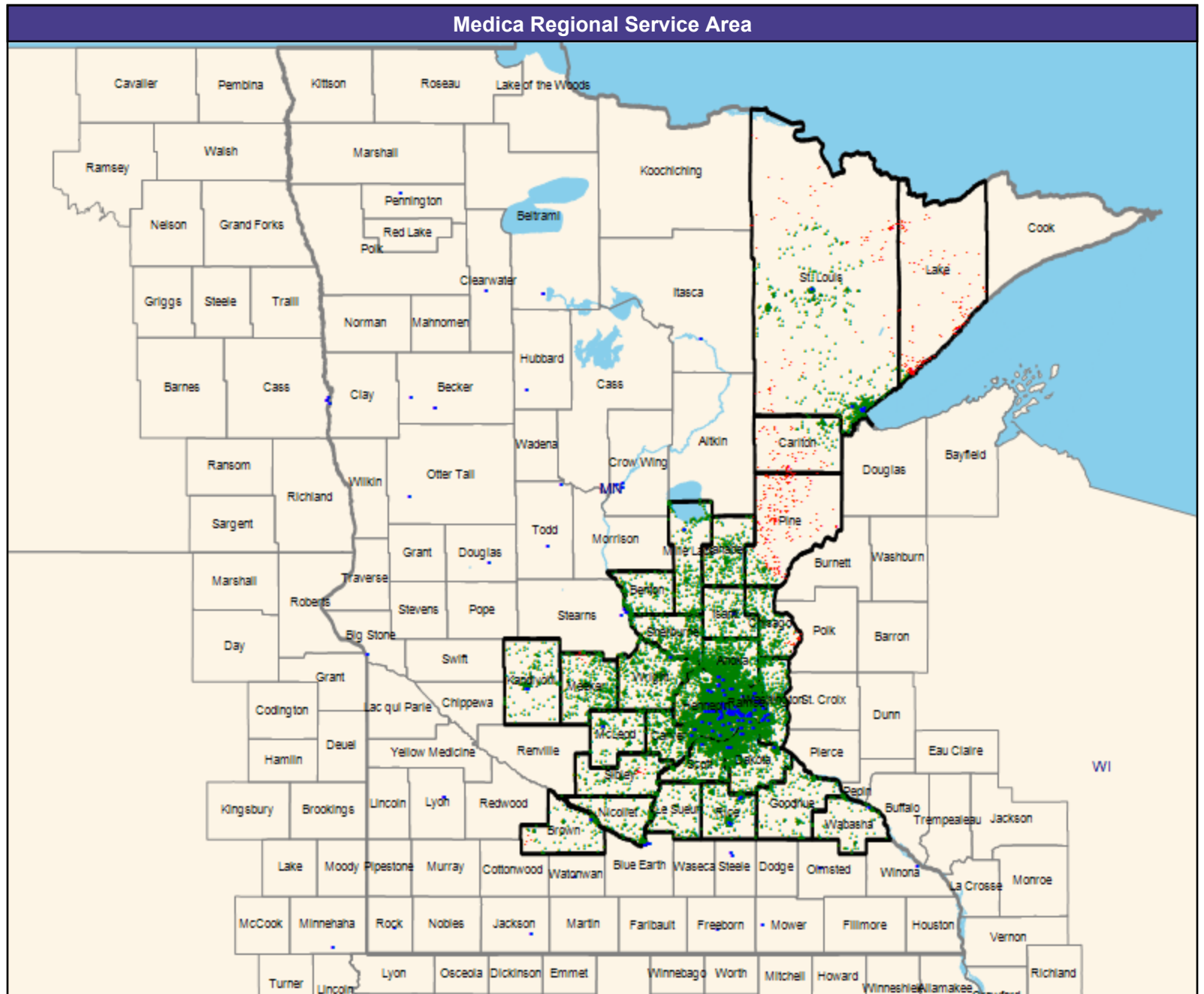
The Access Standard is defined as (National Proxy Census (Medica Elect MNN001)) eligibles accessing:

1 (Medica Elect MNN001 Psychiatrists (Medica Regional Service Area)) provider in 30 miles or 30 minutes

Service Areas

□ Medica Elect MNN001

60.66 miles



Access Detail By County

July 1, 2024

Created by...
Medica

Access Analysis
Psychiatrist
Eligible / Provider Groups
National Proxy Census (Medica Elect MNN001)
Medica Elect MNN001 Psychiatrists (Medica Regional Service Area)

All Eligibles										
State Abbr	County	Eligible	Provider	Counts	With Access		Without Access		Average Distance	Average Time
		#	Standard	#	#	%	#	%	1	1
MN	Anoka	1,740	1 in 30 miles or 30 mins	21	1,740	100.0	0	0.0	6.4	8.2
	Benton	243	1 in 30 miles or 30 mins	0	243	100.0	0	0.0	9.0	9.8
	Brown	135	1 in 30 miles or 30 mins	1	131	97.0	4	3.0	11.3	12.3
	Carlton	180	1 in 30 miles or 30 mins	0	117	65.0	63	35.0	27.7	30.2
	Carver	795	1 in 30 miles or 30 mins	11	795	100.0	0	0.0	8.3	9.2
	Chisago	271	1 in 30 miles or 30 mins	0	251	92.6	20	7.4	20.3	22.7
	Dakota	1,818	1 in 30 miles or 30 mins	23	1,818	100.0	0	0.0	4.3	5.2
	Goodhue	227	1 in 30 miles or 30 mins	0	227	100.0	0	0.0	21.5	23.4
	Hennepin	5,098	1 in 30 miles or 30 mins	141	5,098	100.0	0	0.0	2.5	3.7
	Isanti	226	1 in 30 miles or 30 mins	1	226	100.0	0	0.0	8.1	8.8
	Kanabec	347	1 in 30 miles or 30 mins	0	346	99.7	1	0.3	22.1	24.0
	Kandiyohi	231	1 in 30 miles or 30 mins	2	231	100.0	0	0.0	8.5	9.2
	Lake	213	1 in 30 miles or 30 mins	0	9	4.2	204	95.8	44.7	50.3
	Le Sueur	145	1 in 30 miles or 30 mins	0	145	100.0	0	0.0	19.5	21.2
	McLeod	199	1 in 30 miles or 30 mins	2	199	100.0	0	0.0	10.7	11.6
	Meeker	512	1 in 30 miles or 30 mins	0	503	98.2	9	1.8	20.8	22.6
	Mille Lacs	305	1 in 30 miles or 30 mins	1	305	100.0	0	0.0	17.2	18.7
	Nicollet	161	1 in 30 miles or 30 mins	0	161	100.0	0	0.0	9.4	10.2
	Pine	298	1 in 30 miles or 30 mins	0	80	26.8	218	73.2	37.6	40.9
	Ramsey	2,586	1 in 30 miles or 30 mins	93	2,586	100.0	0	0.0	1.8	2.8
	Rice	308	1 in 30 miles or 30 mins	6	308	100.0	0	0.0	5.1	5.6
	Scott	601	1 in 30 miles or 30 mins	1	601	100.0	0	0.0	8.0	9.1
	Sherburne	498	1 in 30 miles or 30 mins	0	498	100.0	0	0.0	11.8	12.9
	Sibley	167	1 in 30 miles or 30 mins	0	146	87.4	21	12.6	24.2	26.4
	St. Louis	919	1 in 30 miles or 30 mins	14	807	87.8	112	12.2	13.8	15.3
	Wabasha	104	1 in 30 miles or 30 mins	1	104	100.0	0	0.0	13.0	14.2
	Washington	1,030	1 in 30 miles or 30 mins	10	1,030	100.0	0	0.0	6.9	8.4
	Wright	743	1 in 30 miles or 30 mins	8	743	100.0	0	0.0	13.2	14.6
	Grand Totals	20,100	1 in 30 miles or 30 mins	336	19,448	96.8	652	3.2	8.1	9.5

Mental Health Clinical Nurse Specialist/Medica Elect/MNN001

July 1, 2024

Created by...
Medica

Medica Elect MNN001 Mental Health
Clinical Nurse Specialist

18 providers at 13 locations

■ All providers

Mental Health Clinical Nurse Specialist

Employee Group

National Proxy Census (Medica Elect
MNN001)

Provider Group

Medica Elect MNN001 Mental Health
Clinical Nurse Specialist (Medica
Regional Service Area)

20,100 eligible locations

◆ With access (17,025)

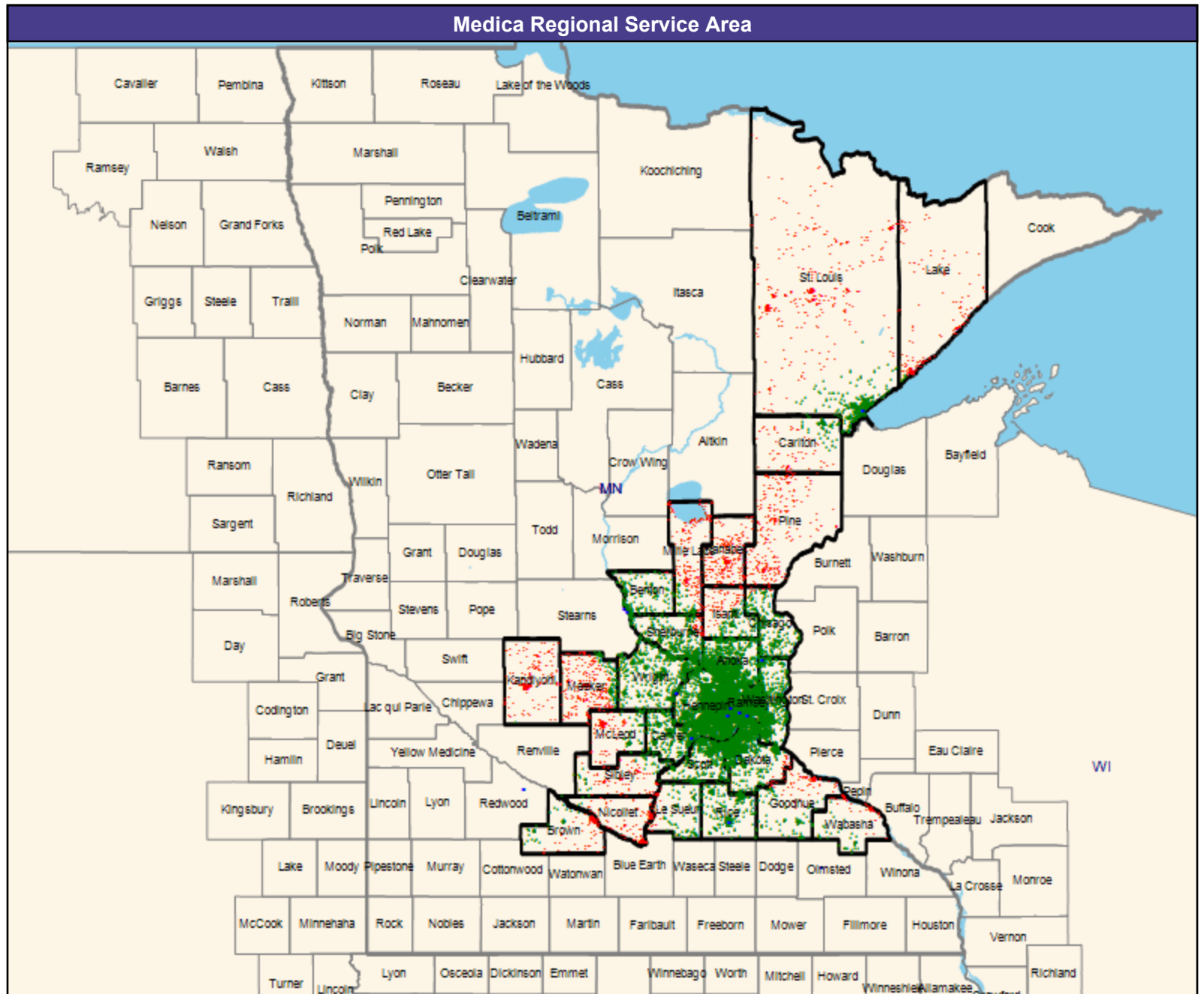
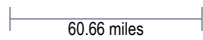
● Without access (3,075)

The Access Standard is defined as
(National Proxy Census (Medica Elect
MNN001)) eligibles accessing:

1 (Medica Elect MNN001 Mental
Health Clinical Nurse Specialist
(Medica Regional Service Area))
provider in 30 miles or 30 minutes

Service Areas

□ Medica Elect MNN001



Access Detail By County

July 1, 2024

Created by...
Medica

Access Analysis
Mental Health Clinical Nurse Specialist

Eligible / Provider Groups
National Proxy Census (Medica Elect MNN001)
Medica Elect MNN001 Mental Health Clinical Nurse Specialist (Medica Regional Service Area)

All Eligibles										
State Abbr	County	Eligible	Provider	Counts	With Access		Without Access		Average Distance	Average Time
		#	Standard	#	#	%	#	%	1	1
MN	Anoka	1,740	1 in 30 miles or 30 mins	0	1,740	100.0	0	0.0	14.9	19.6
	Benton	243	1 in 30 miles or 30 mins	0	240	98.8	3	1.2	9.1	10.0
	Brown	135	1 in 30 miles or 30 mins	0	50	37.0	85	63.0	32.8	35.8
	Carlton	180	1 in 30 miles or 30 mins	0	110	61.1	70	38.9	29.7	41.9
	Carver	795	1 in 30 miles or 30 mins	1	795	100.0	0	0.0	8.9	9.9
	Chisago	271	1 in 30 miles or 30 mins	0	259	95.6	12	4.4	17.4	18.9
	Dakota	1,818	1 in 30 miles or 30 mins	0	1,798	98.9	20	1.1	14.5	21.7
	Goodhue	227	1 in 30 miles or 30 mins	0	103	45.4	124	54.6	30.5	35.4
	Hennepin	5,098	1 in 30 miles or 30 mins	6	5,098	100.0	0	0.0	8.0	12.3
	Isanti	226	1 in 30 miles or 30 mins	0	142	62.8	84	37.2	29.0	31.7
	Kanabec	347	1 in 30 miles or 30 mins	0	0	0.0	347	100.0	48.1	52.5
	Kandiyohi	231	1 in 30 miles or 30 mins	0	1	0.4	230	99.6	45.3	49.4
	Lake	213	1 in 30 miles or 30 mins	0	5	2.3	208	97.7	51.2	72.3
	Le Sueur	145	1 in 30 miles or 30 mins	0	114	78.6	31	21.4	25.1	27.4
	McLeod	199	1 in 30 miles or 30 mins	0	81	40.7	118	59.3	32.9	35.8
	Meeker	512	1 in 30 miles or 30 mins	0	110	21.5	402	78.5	36.4	39.7
	Mille Lacs	305	1 in 30 miles or 30 mins	0	82	26.9	223	73.1	39.8	43.8
	Nicollet	161	1 in 30 miles or 30 mins	0	5	3.1	156	96.9	38.8	42.3
	Pine	298	1 in 30 miles or 30 mins	0	0	0.0	298	100.0	49.9	58.7
	Ramsey	2,586	1 in 30 miles or 30 mins	3	2,586	100.0	0	0.0	5.4	9.0
	Rice	308	1 in 30 miles or 30 mins	1	308	100.0	0	0.0	9.7	10.6
	Scott	601	1 in 30 miles or 30 mins	0	601	100.0	0	0.0	13.5	15.2
	Sherburne	498	1 in 30 miles or 30 mins	0	464	93.2	34	6.8	21.6	24.0
	Sibley	167	1 in 30 miles or 30 mins	0	47	28.1	120	71.9	33.2	36.2
	St. Louis	919	1 in 30 miles or 30 mins	1	465	50.6	454	49.4	35.3	50.0
	Wabasha	104	1 in 30 miles or 30 mins	0	48	46.2	56	53.8	29.6	35.4
	Washington	1,030	1 in 30 miles or 30 mins	1	1,030	100.0	0	0.0	12.7	17.8
	Wright	743	1 in 30 miles or 30 mins	0	743	100.0	0	0.0	15.5	17.2
	Grand Totals	20,100	1 in 30 miles or 30 mins	13	17,025	84.7	3,075	15.3	16.5	21.3

Mental Health Providers/Medica Elect/MNN001

July 1, 2024

Created by...
Medica

Medica Elect MNN001 Mental Health Providers

9,548 providers at 1,972 locations

■ All providers

Mental Health Providers

Employee Group

National Proxy Census (Medica Elect MNN001)

Provider Group

Medica Elect MNN001 Mental Health Providers (Medica Regional Service Area)

20,100 eligible locations

◆ With access (20,066)

● Without access (34)

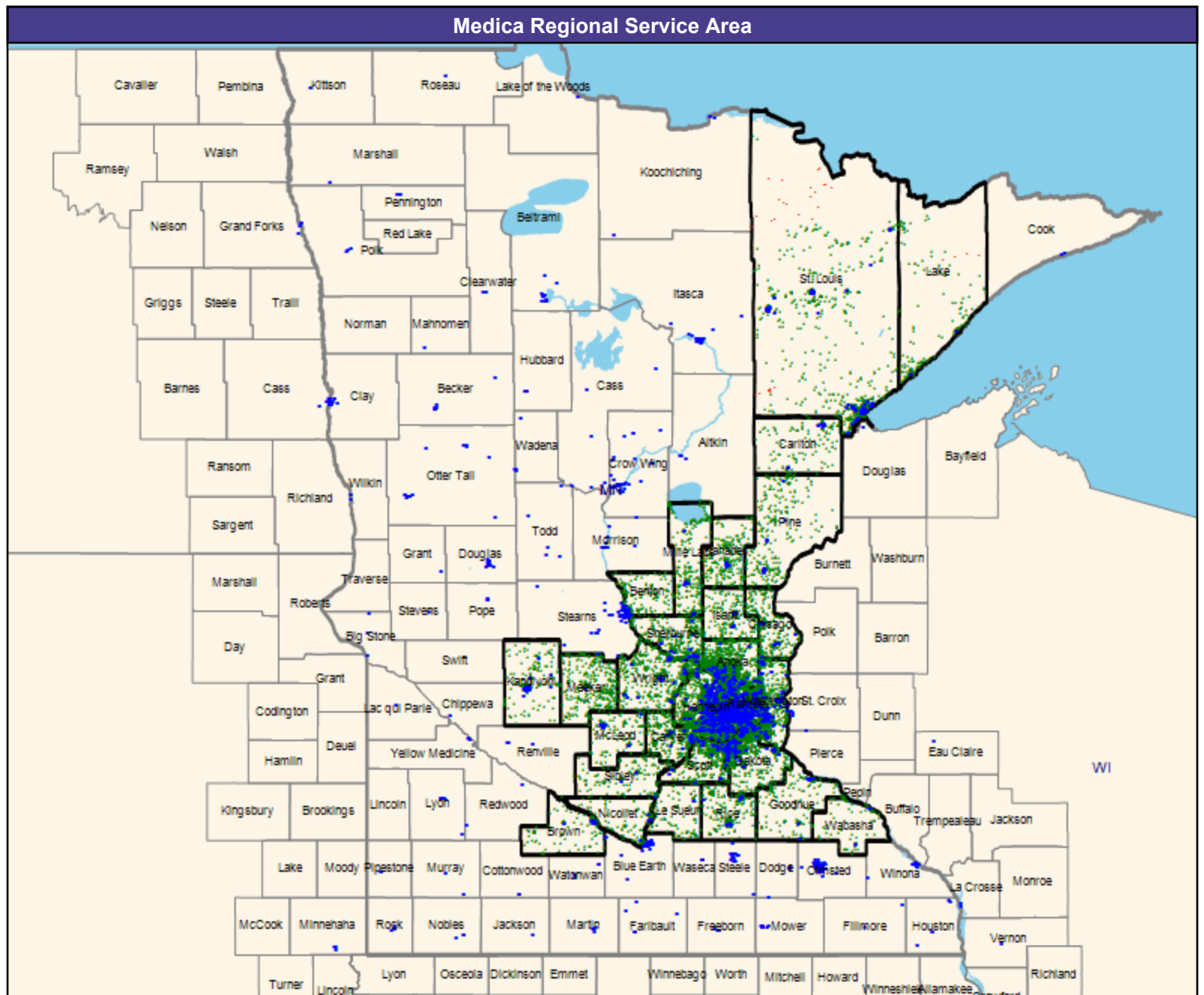
The Access Standard is defined as (National Proxy Census (Medica Elect MNN001)) eligibles accessing:

1 (Medica Elect MNN001 Mental Health Providers (Medica Regional Service Area)) provider in 30 miles or 30 minutes

Service Areas

□ Medica Elect MNN001

60.66 miles



Access Detail By County

July 1, 2024

Created by...
Medica

Access Analysis
Mental Health Providers
Eligible / Provider Groups
National Proxy Census (Medica Elect MNN001)
Medica Elect MNN001 Mental Health Providers (Medica Regional Service Area)

All Eligibles										
State Abbr	County	Eligible	Provider	Counts	With Access		Without Access		Average Distance	Average Time
		#	Standard	#	#	%	#	%	1	1
MN	Anoka	1,740	1 in 30 miles or 30 mins	415	1,740	100.0	0	0.0	1.7	2.1
	Benton	243	1 in 30 miles or 30 mins	35	243	100.0	0	0.0	6.0	6.5
	Brown	135	1 in 30 miles or 30 mins	29	135	100.0	0	0.0	5.7	6.1
	Carlton	180	1 in 30 miles or 30 mins	23	180	100.0	0	0.0	5.6	6.0
	Carver	795	1 in 30 miles or 30 mins	215	795	100.0	0	0.0	3.0	3.2
	Chisago	271	1 in 30 miles or 30 mins	39	271	100.0	0	0.0	4.7	5.1
	Dakota	1,818	1 in 30 miles or 30 mins	644	1,818	100.0	0	0.0	1.5	1.8
	Goodhue	227	1 in 30 miles or 30 mins	19	227	100.0	0	0.0	7.2	7.8
	Hennepin	5,098	1 in 30 miles or 30 mins	3,223	5,098	100.0	0	0.0	0.8	1.2
	Isanti	226	1 in 30 miles or 30 mins	47	226	100.0	0	0.0	4.6	5.0
	Kanabec	347	1 in 30 miles or 30 mins	10	347	100.0	0	0.0	5.6	6.0
	Kandiyohi	231	1 in 30 miles or 30 mins	130	231	100.0	0	0.0	3.6	3.9
	Lake	213	1 in 30 miles or 30 mins	11	209	98.1	4	1.9	7.7	8.3
	Le Sueur	145	1 in 30 miles or 30 mins	10	145	100.0	0	0.0	6.4	6.9
	McLeod	199	1 in 30 miles or 30 mins	39	199	100.0	0	0.0	3.9	4.2
	Meeker	512	1 in 30 miles or 30 mins	3	512	100.0	0	0.0	5.9	6.4
	Mille Lacs	305	1 in 30 miles or 30 mins	26	305	100.0	0	0.0	5.7	6.1
	Nicollet	161	1 in 30 miles or 30 mins	26	161	100.0	0	0.0	3.7	4.0
	Pine	298	1 in 30 miles or 30 mins	31	298	100.0	0	0.0	6.7	7.2
	Ramsey	2,586	1 in 30 miles or 30 mins	1,574	2,586	100.0	0	0.0	0.6	0.9
	Rice	308	1 in 30 miles or 30 mins	64	308	100.0	0	0.0	3.5	3.8
	Scott	601	1 in 30 miles or 30 mins	83	601	100.0	0	0.0	2.2	2.4
	Sherburne	498	1 in 30 miles or 30 mins	103	498	100.0	0	0.0	2.6	2.8
	Sibley	167	1 in 30 miles or 30 mins	2	167	100.0	0	0.0	6.4	7.0
	St. Louis	919	1 in 30 miles or 30 mins	366	889	96.7	30	3.3	5.9	6.4
	Wabasha	104	1 in 30 miles or 30 mins	3	104	100.0	0	0.0	7.4	8.0
	Washington	1,030	1 in 30 miles or 30 mins	410	1,030	100.0	0	0.0	1.3	1.5
	Wright	743	1 in 30 miles or 30 mins	121	743	100.0	0	0.0	2.7	2.9
	Grand Totals	20,100	1 in 30 miles or 30 mins	7,701	20,066	99.8	34	0.2	2.4	2.8

Licensed Child and Adolescent Psychologists/Medica Elect/MNN001

July 1, 2024

Created by...
Medica

Medica Elect MNN001 Licensed Child and Adolescent Psychologists

996 providers at 503 locations

■ All providers

Licensed Child and Adolescent Psychologists

Employee Group

National Proxy Census (Medica Elect MNN001)

Provider Group

Medica Elect MNN001 Licensed Child and Adolescent Psychologists (Medica Regional Service Area)

20,100 eligible locations

◆ With access (19,855)

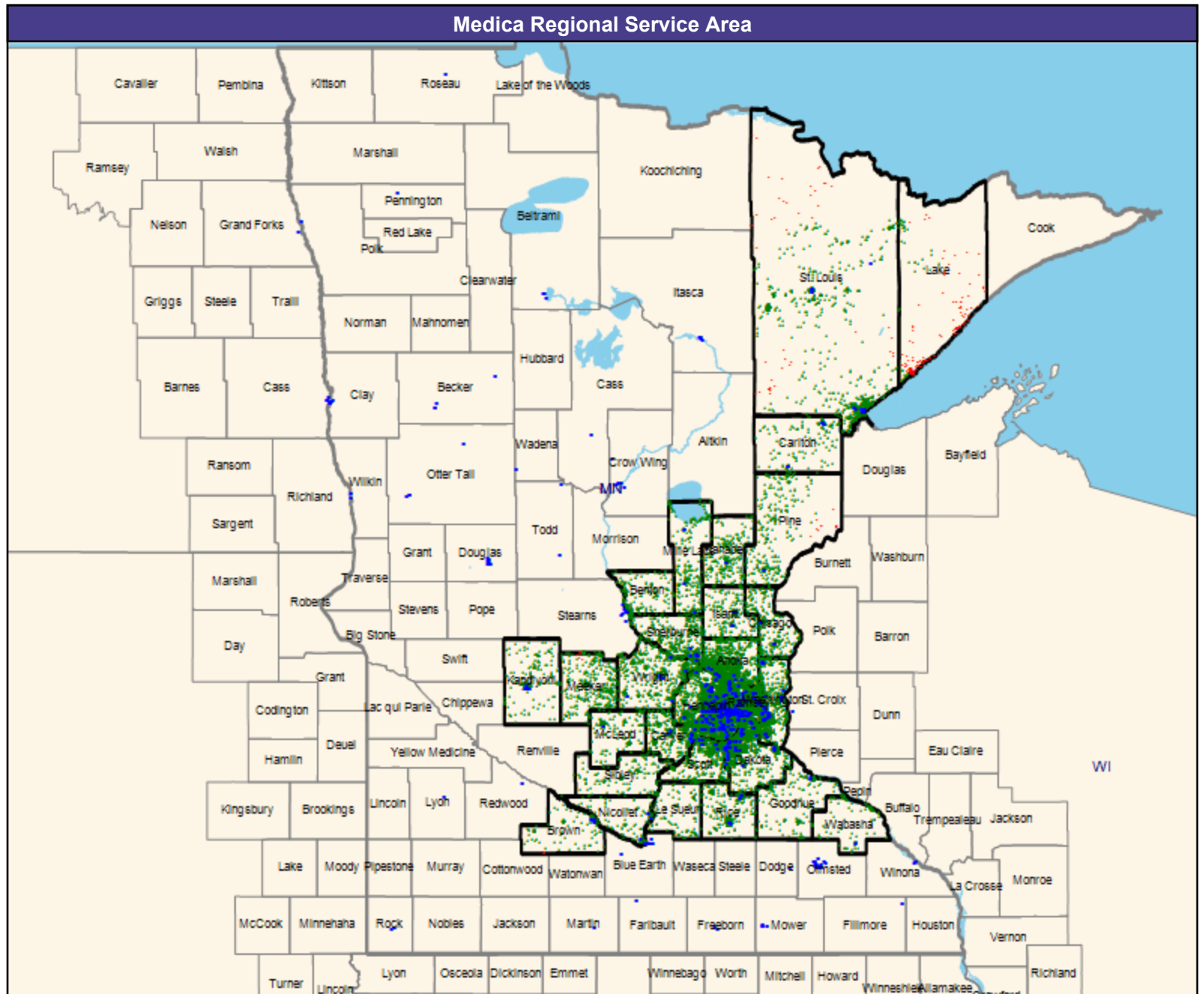

● Without access (245)

The Access Standard is defined as (National Proxy Census (Medica Elect MNN001)) eligibles accessing:

1 (Medica Elect MNN001 Licensed Child and Adolescent Psychologists (Medica Regional Service Area)) provider in 30 miles or 30 minutes

Service Areas

□ Medica Elect MNN001



Access Detail By County

July 1, 2024

Created by...
Medica

Access Analysis
Licensed Child and Adolescent
Psychologists

Eligible / Provider Groups
National Proxy Census (Medica Elect
MNN001)
Medica Elect MNN001 Licensed
Child and Adolescent Psychologists
(Medica Regional Service Area)

All Eligibles										
State Abbr	County	Eligible	Provider	Counts	With Access		Without Access		Average Distance	Average Time
		#	Standard	#	#	%	#	%	1	1
MN	Anoka	1,740	1 in 30 miles or 30 mins	26	1,740	100.0	0	0.0	3.7	4.5
	Benton	243	1 in 30 miles or 30 mins	0	243	100.0	0	0.0	7.0	7.7
	Brown	135	1 in 30 miles or 30 mins	6	132	97.8	3	2.2	10.6	11.5
	Carlton	180	1 in 30 miles or 30 mins	4	180	100.0	0	0.0	6.0	6.5
	Carver	795	1 in 30 miles or 30 mins	18	795	100.0	0	0.0	4.1	4.5
	Chisago	271	1 in 30 miles or 30 mins	3	271	100.0	0	0.0	6.1	6.6
	Dakota	1,818	1 in 30 miles or 30 mins	67	1,818	100.0	0	0.0	2.1	2.7
	Goodhue	227	1 in 30 miles or 30 mins	2	227	100.0	0	0.0	11.6	12.7
	Hennepin	5,098	1 in 30 miles or 30 mins	406	5,098	100.0	0	0.0	1.4	2.0
	Isanti	226	1 in 30 miles or 30 mins	7	226	100.0	0	0.0	5.3	5.8
	Kanabec	347	1 in 30 miles or 30 mins	1	347	100.0	0	0.0	6.5	7.0
	Kandiyohi	231	1 in 30 miles or 30 mins	6	231	100.0	0	0.0	8.0	8.6
	Lake	213	1 in 30 miles or 30 mins	0	36	16.9	177	83.1	37.2	41.2
	Le Sueur	145	1 in 30 miles or 30 mins	0	145	100.0	0	0.0	14.8	16.0
	McLeod	199	1 in 30 miles or 30 mins	1	199	100.0	0	0.0	9.6	10.4
	Meeker	512	1 in 30 miles or 30 mins	0	507	99.0	5	1.0	18.0	19.6
	Mille Lacs	305	1 in 30 miles or 30 mins	3	305	100.0	0	0.0	6.1	6.6
	Nicollet	161	1 in 30 miles or 30 mins	3	161	100.0	0	0.0	4.1	4.4
	Pine	298	1 in 30 miles or 30 mins	1	286	96.0	12	4.0	13.0	14.1
	Ramsey	2,586	1 in 30 miles or 30 mins	154	2,586	100.0	0	0.0	1.2	1.9
	Rice	308	1 in 30 miles or 30 mins	10	308	100.0	0	0.0	5.1	5.6
	Scott	601	1 in 30 miles or 30 mins	15	601	100.0	0	0.0	5.3	5.8
	Sherburne	498	1 in 30 miles or 30 mins	7	498	100.0	0	0.0	5.6	6.1
	Sibley	167	1 in 30 miles or 30 mins	0	167	100.0	0	0.0	19.3	21.0
	St. Louis	919	1 in 30 miles or 30 mins	38	871	94.8	48	5.2	11.3	12.6
	Wabasha	104	1 in 30 miles or 30 mins	1	104	100.0	0	0.0	13.9	15.2
	Washington	1,030	1 in 30 miles or 30 mins	48	1,030	100.0	0	0.0	2.5	2.9
	Wright	743	1 in 30 miles or 30 mins	10	743	100.0	0	0.0	5.0	5.4
	Grand Totals	20,100	1 in 30 miles or 30 mins	837	19,855	98.8	245	1.2	4.7	5.4

Licensed Psychologists/Medica Elect/MNN001

July 1, 2024

Created by...
Medica

Medica Elect MNN001 Licensed Psychologists

1,842 providers at 742 locations

■ All providers

Licensed Psychologists

Employee Group

National Proxy Census (Medica Elect MNN001)

Provider Group

Medica Elect MNN001 Licensed Psychologists (Medica Regional Service Area)

20,100 eligible locations

◆ With access (19,946)

● Without access (154)

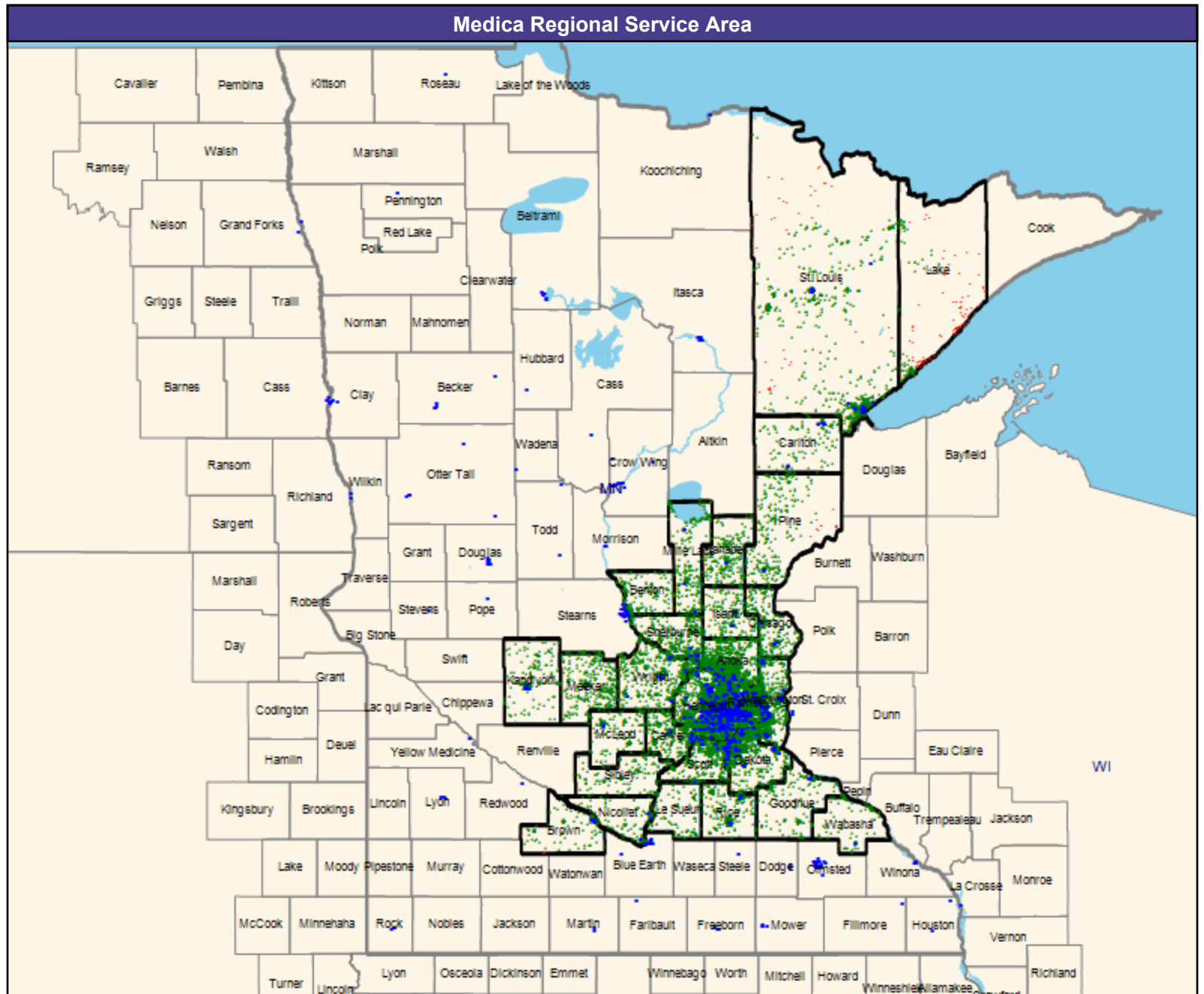
The Access Standard is defined as (National Proxy Census (Medica Elect MNN001)) eligibles accessing:

1 (Medica Elect MNN001 Licensed Psychologists (Medica Regional Service Area)) provider in 30 miles or 30 minutes

Service Areas

□ Medica Elect MNN001

60.66 miles



Access Detail By County

July 1, 2024

Created by...
Medica

Access Analysis
Licensed Psychologists
Eligible / Provider Groups
National Proxy Census (Medica Elect MNN001)
Medica Elect MNN001 Licensed Psychologists (Medica Regional Service Area)

All Eligibles										
State Abbr	County	Eligible	Provider	Counts	With Access		Without Access		Average Distance	Average Time
		#	Standard	#	#	%	#	%	1	1
MN	Anoka	1,740	1 in 30 miles or 30 mins	58	1,740	100.0	0	0.0	3.1	3.8
	Benton	243	1 in 30 miles or 30 mins	1	243	100.0	0	0.0	6.5	7.2
	Brown	135	1 in 30 miles or 30 mins	8	132	97.8	3	2.2	10.6	11.5
	Carlton	180	1 in 30 miles or 30 mins	5	180	100.0	0	0.0	5.7	6.2
	Carver	795	1 in 30 miles or 30 mins	28	795	100.0	0	0.0	4.0	4.4
	Chisago	271	1 in 30 miles or 30 mins	4	271	100.0	0	0.0	5.8	6.3
	Dakota	1,818	1 in 30 miles or 30 mins	115	1,818	100.0	0	0.0	1.9	2.4
	Goodhue	227	1 in 30 miles or 30 mins	3	227	100.0	0	0.0	11.3	12.4
	Hennepin	5,098	1 in 30 miles or 30 mins	722	5,098	100.0	0	0.0	1.1	1.7
	Isanti	226	1 in 30 miles or 30 mins	9	226	100.0	0	0.0	5.3	5.8
	Kanabec	347	1 in 30 miles or 30 mins	1	347	100.0	0	0.0	6.5	7.0
	Kandiyohi	231	1 in 30 miles or 30 mins	11	231	100.0	0	0.0	7.9	8.6
	Lake	213	1 in 30 miles or 30 mins	0	116	54.5	97	45.5	34.4	37.5
	Le Sueur	145	1 in 30 miles or 30 mins	1	145	100.0	0	0.0	10.0	10.9
	McLeod	199	1 in 30 miles or 30 mins	4	199	100.0	0	0.0	9.3	10.1
	Meeker	512	1 in 30 miles or 30 mins	1	512	100.0	0	0.0	8.4	9.2
	Mille Lacs	305	1 in 30 miles or 30 mins	3	305	100.0	0	0.0	6.1	6.6
	Nicollet	161	1 in 30 miles or 30 mins	4	161	100.0	0	0.0	4.1	4.4
	Pine	298	1 in 30 miles or 30 mins	2	286	96.0	12	4.0	12.9	14.1
	Ramsey	2,586	1 in 30 miles or 30 mins	332	2,586	100.0	0	0.0	1.1	1.7
	Rice	308	1 in 30 miles or 30 mins	12	308	100.0	0	0.0	4.7	5.1
	Scott	601	1 in 30 miles or 30 mins	20	601	100.0	0	0.0	4.1	4.5
	Sherburne	498	1 in 30 miles or 30 mins	9	498	100.0	0	0.0	5.4	5.9
	Sibley	167	1 in 30 miles or 30 mins	0	167	100.0	0	0.0	19.3	21.0
	St. Louis	919	1 in 30 miles or 30 mins	71	877	95.4	42	4.6	10.7	11.7
	Wabasha	104	1 in 30 miles or 30 mins	1	104	100.0	0	0.0	13.9	15.2
	Washington	1,030	1 in 30 miles or 30 mins	75	1,030	100.0	0	0.0	2.3	2.7
	Wright	743	1 in 30 miles or 30 mins	15	743	100.0	0	0.0	4.8	5.2
	Grand Totals	20,100	1 in 30 miles or 30 mins	1,515	19,946	99.2	154	0.8	4.1	4.7

Licensed Marriage and Family Therapists/Medica Elect/MNN001

July 1, 2024

Created by...
Medica

Medica Elect MNN001 Licensed Marriage and Family Therapists

1,809 providers at 748 locations

■ All providers

Licensed Marriage and Family Therapists

Employee Group

National Proxy Census (Medica Elect MNN001)

Provider Group

Medica Elect MNN001 Licensed Marriage and Family Therapists (Medica Regional Service Area)

20,100 eligible locations

◆ With access (19,846)

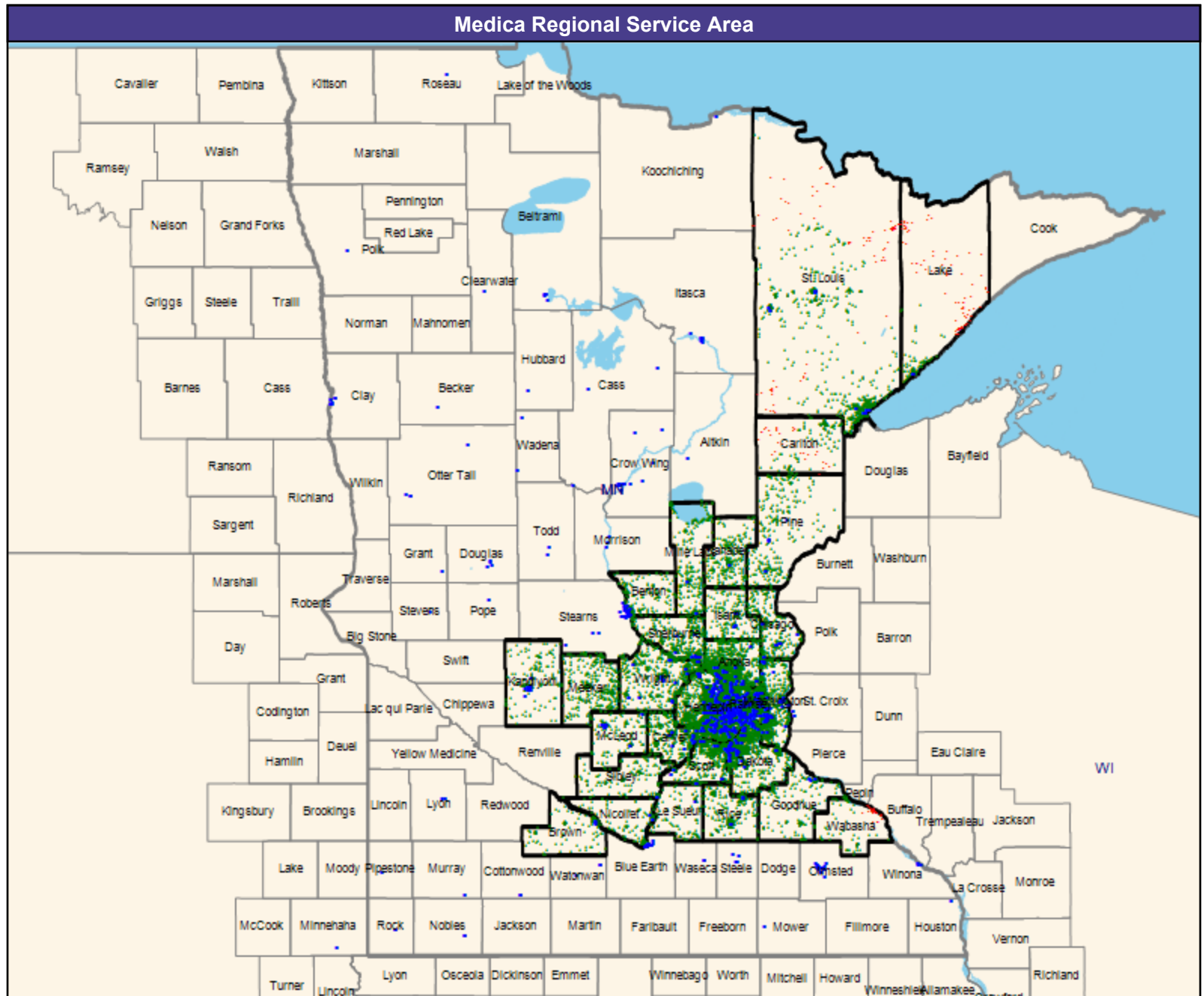
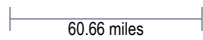
● Without access (254)

The Access Standard is defined as (National Proxy Census (Medica Elect MNN001)) eligibles accessing:

1 (Medica Elect MNN001 Licensed Marriage and Family Therapists (Medica Regional Service Area)) provider in 30 miles or 30 minutes

Service Areas

□ Medica Elect MNN001



Access Detail By County

July 1, 2024

Created by...
Medica

Access Analysis
Licensed Marriage and Family
Therapists

Eligible / Provider Groups
National Proxy Census (Medica Elect
MNN001)
Medica Elect MNN001 Licensed
Marriage and Family Therapists
(Medica Regional Service Area)

All Eligibles										
State Abbr	County	Eligible	Provider	Counts	With Access		Without Access		Average Distance	Average Time
		#	Standard	#	#	%	#	%	1	1
MN	Anoka	1,740	1 in 30 miles or 30 mins	107	1,740	100.0	0	0.0	2.4	2.9
	Benton	243	1 in 30 miles or 30 mins	10	243	100.0	0	0.0	6.2	6.7
	Brown	135	1 in 30 miles or 30 mins	4	135	100.0	0	0.0	10.6	11.5
	Carlton	180	1 in 30 miles or 30 mins	0	150	83.3	30	16.7	23.1	25.1
	Carver	795	1 in 30 miles or 30 mins	53	795	100.0	0	0.0	3.1	3.4
	Chisago	271	1 in 30 miles or 30 mins	15	271	100.0	0	0.0	5.1	5.5
	Dakota	1,818	1 in 30 miles or 30 mins	144	1,818	100.0	0	0.0	2.2	2.7
	Goodhue	227	1 in 30 miles or 30 mins	3	227	100.0	0	0.0	11.5	12.7
	Hennepin	5,098	1 in 30 miles or 30 mins	598	5,098	100.0	0	0.0	1.4	2.0
	Isanti	226	1 in 30 miles or 30 mins	8	226	100.0	0	0.0	5.1	5.6
	Kanabec	347	1 in 30 miles or 30 mins	3	347	100.0	0	0.0	6.6	7.2
	Kandiyohi	231	1 in 30 miles or 30 mins	30	231	100.0	0	0.0	5.5	6.0
	Lake	213	1 in 30 miles or 30 mins	2	119	55.9	94	44.1	22.4	24.4
	Le Sueur	145	1 in 30 miles or 30 mins	6	145	100.0	0	0.0	6.5	7.0
	McLeod	199	1 in 30 miles or 30 mins	15	199	100.0	0	0.0	4.0	4.3
	Meeker	512	1 in 30 miles or 30 mins	0	512	100.0	0	0.0	14.4	15.7
	Mille Lacs	305	1 in 30 miles or 30 mins	5	305	100.0	0	0.0	10.3	11.2
	Nicollet	161	1 in 30 miles or 30 mins	5	161	100.0	0	0.0	4.8	5.2
	Pine	298	1 in 30 miles or 30 mins	8	297	99.7	1	0.3	9.4	10.2
	Ramsey	2,586	1 in 30 miles or 30 mins	302	2,586	100.0	0	0.0	0.9	1.4
	Rice	308	1 in 30 miles or 30 mins	9	308	100.0	0	0.0	4.3	4.7
	Scott	601	1 in 30 miles or 30 mins	21	601	100.0	0	0.0	3.3	3.7
	Sherburne	498	1 in 30 miles or 30 mins	31	498	100.0	0	0.0	3.8	4.1
	Sibley	167	1 in 30 miles or 30 mins	0	167	100.0	0	0.0	13.4	14.6
	St. Louis	919	1 in 30 miles or 30 mins	23	819	89.1	100	10.9	11.1	12.3
	Wabasha	104	1 in 30 miles or 30 mins	0	75	72.1	29	27.9	22.9	25.0
	Washington	1,030	1 in 30 miles or 30 mins	94	1,030	100.0	0	0.0	2.0	2.4
	Wright	743	1 in 30 miles or 30 mins	37	743	100.0	0	0.0	3.2	3.5
	Grand Totals	20,100	1 in 30 miles or 30 mins	1,533	19,846	98.7	254	1.3	4.0	4.6

Licensed Professional Counselors/Medica Elect/MNN001

July 1, 2024

Created by...
Medica

Medica Elect MNN001 Licensed Professional Counselors

2,613 providers at 913 locations

■ All providers

Licensed Professional Counselors

Employee Group

National Proxy Census (Medica Elect MNN001)

Provider Group

Medica Elect MNN001 Licensed Professional Counselors (Medica Regional Service Area)

20,100 eligible locations

◆ With access (20,058)

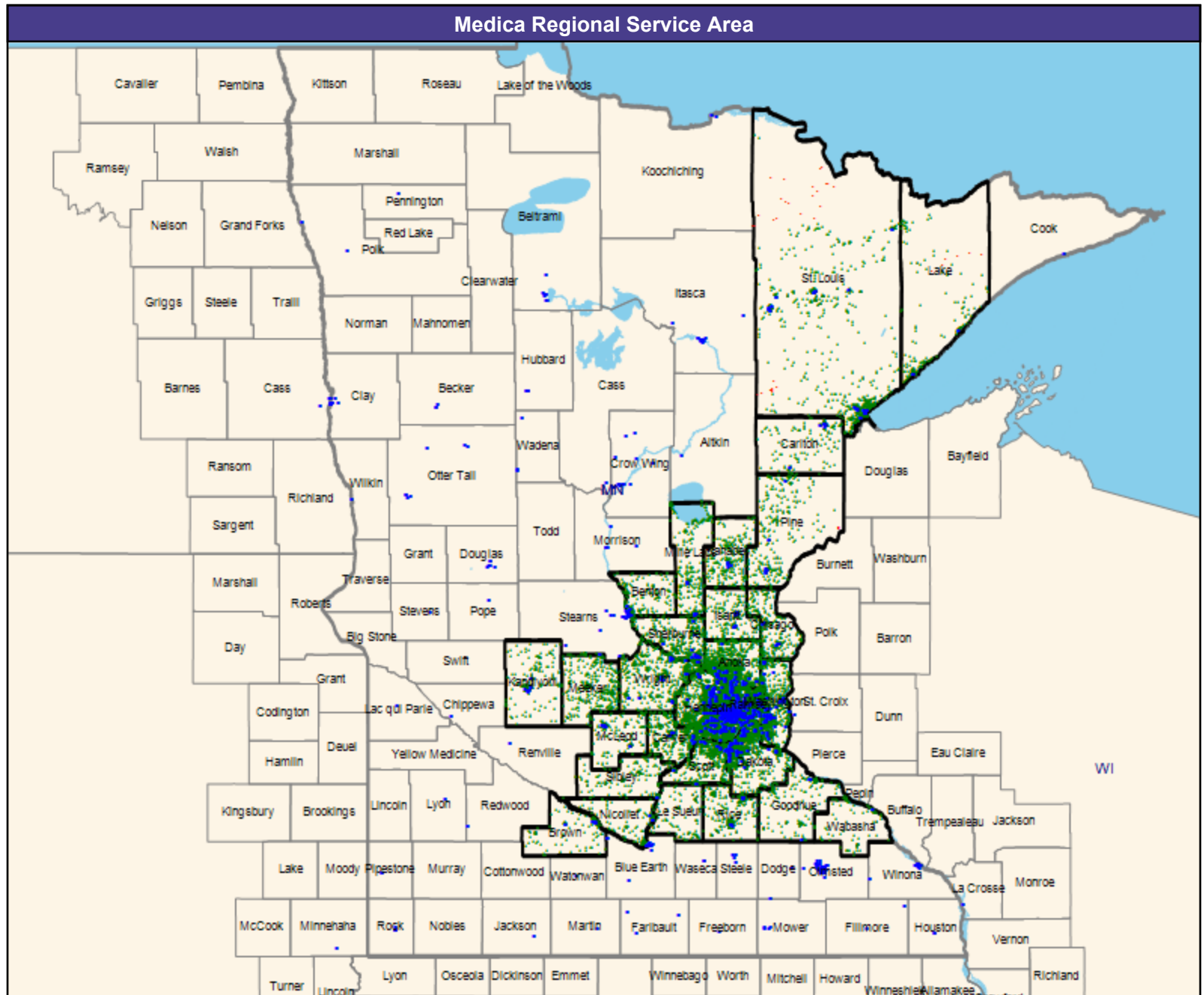
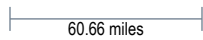
● Without access (42)

The Access Standard is defined as (National Proxy Census (Medica Elect MNN001)) eligibles accessing:

1 (Medica Elect MNN001 Licensed Professional Counselors (Medica Regional Service Area)) provider in 30 miles or 30 minutes

Service Areas

□ Medica Elect MNN001



Access Detail By County

July 1, 2024

Created by...
Medica

Access Analysis
Licensed Professional Counselors
Eligible / Provider Groups
National Proxy Census (Medica Elect MNN001)
Medica Elect MNN001 Licensed Professional Counselors (Medica Regional Service Area)

All Eligibles										
State Abbr	County	Eligible	Provider	Counts	With Access		Without Access		Average Distance	Average Time
		#	Standard	#	#	%	#	%	1	1
MN	Anoka	1,740	1 in 30 miles or 30 mins	133	1,740	100.0	0	0.0	2.3	2.7
	Benton	243	1 in 30 miles or 30 mins	16	243	100.0	0	0.0	6.2	6.8
	Brown	135	1 in 30 miles or 30 mins	5	135	100.0	0	0.0	5.8	6.3
	Carlton	180	1 in 30 miles or 30 mins	7	180	100.0	0	0.0	5.7	6.1
	Carver	795	1 in 30 miles or 30 mins	55	795	100.0	0	0.0	4.0	4.4
	Chisago	271	1 in 30 miles or 30 mins	14	271	100.0	0	0.0	5.6	6.0
	Dakota	1,818	1 in 30 miles or 30 mins	216	1,818	100.0	0	0.0	1.9	2.3
	Goodhue	227	1 in 30 miles or 30 mins	6	227	100.0	0	0.0	9.0	9.8
	Hennepin	5,098	1 in 30 miles or 30 mins	772	5,098	100.0	0	0.0	1.3	1.9
	Isanti	226	1 in 30 miles or 30 mins	19	226	100.0	0	0.0	4.7	5.1
	Kanabec	347	1 in 30 miles or 30 mins	5	347	100.0	0	0.0	5.7	6.2
	Kandiyohi	231	1 in 30 miles or 30 mins	40	231	100.0	0	0.0	5.7	6.1
	Lake	213	1 in 30 miles or 30 mins	5	207	97.2	6	2.8	7.9	8.5
	Le Sueur	145	1 in 30 miles or 30 mins	2	145	100.0	0	0.0	8.1	8.8
	McLeod	199	1 in 30 miles or 30 mins	8	199	100.0	0	0.0	5.1	5.5
	Meeker	512	1 in 30 miles or 30 mins	1	512	100.0	0	0.0	12.4	13.5
	Mille Lacs	305	1 in 30 miles or 30 mins	13	305	100.0	0	0.0	10.1	11.0
	Nicollet	161	1 in 30 miles or 30 mins	7	161	100.0	0	0.0	4.4	4.8
	Pine	298	1 in 30 miles or 30 mins	11	293	98.3	5	1.7	8.0	8.7
	Ramsey	2,586	1 in 30 miles or 30 mins	433	2,586	100.0	0	0.0	0.9	1.4
	Rice	308	1 in 30 miles or 30 mins	18	308	100.0	0	0.0	4.6	5.0
	Scott	601	1 in 30 miles or 30 mins	20	601	100.0	0	0.0	3.9	4.3
	Sherburne	498	1 in 30 miles or 30 mins	43	498	100.0	0	0.0	3.3	3.6
	Sibley	167	1 in 30 miles or 30 mins	0	167	100.0	0	0.0	13.4	14.6
	St. Louis	919	1 in 30 miles or 30 mins	80	888	96.6	31	3.4	7.2	8.1
	Wabasha	104	1 in 30 miles or 30 mins	1	104	100.0	0	0.0	11.5	12.5
	Washington	1,030	1 in 30 miles or 30 mins	125	1,030	100.0	0	0.0	1.7	2.0
	Wright	743	1 in 30 miles or 30 mins	44	743	100.0	0	0.0	3.7	4.0
	Grand Totals	20,100	1 in 30 miles or 30 mins	2,099	20,058	99.8	42	0.2	3.3	3.9

Licensed Social Workers/Medica Elect/MNN001

July 1, 2024

Created by...
Medica

Medica Elect MNN001 Licensed Social Workers

3,299 providers at 1,105 locations

■ All providers

Licensed Social Workers

Employee Group

National Proxy Census (Medica Elect MNN001)

Provider Group

Medica Elect MNN001 Licensed Social Workers (Medica Regional Service Area)

20,100 eligible locations

◆ With access (20,063)

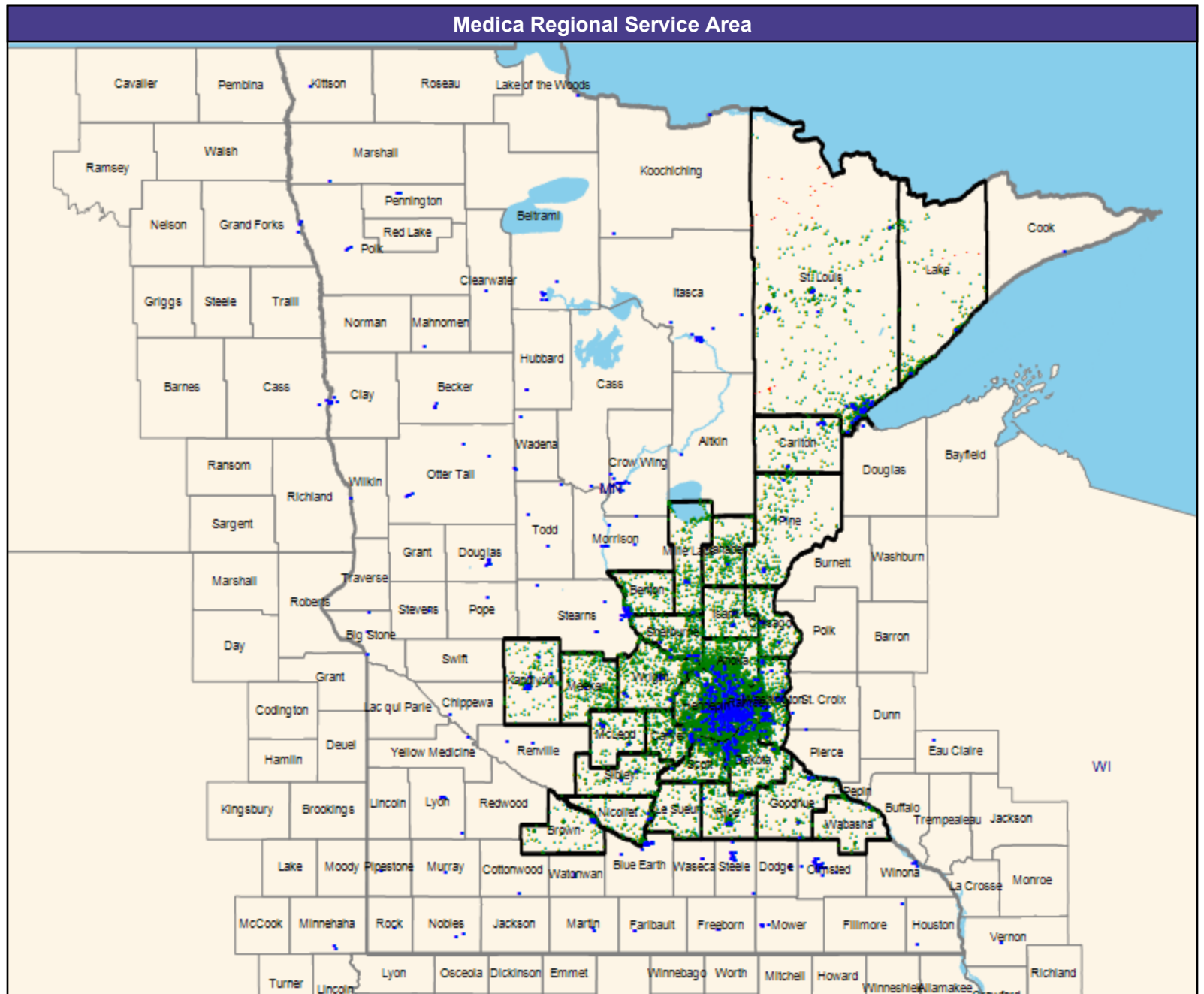
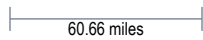
● Without access (37)

The Access Standard is defined as (National Proxy Census (Medica Elect MNN001)) eligibles accessing:

1 (Medica Elect MNN001 Licensed Social Workers (Medica Regional Service Area)) provider in 30 miles or 30 minutes

Service Areas

□ Medica Elect MNN001



Access Detail By County

July 1, 2024

Created by...
Medica

Access Analysis
Licensed Social Workers
Eligible / Provider Groups
National Proxy Census (Medica Elect MNN001)
Medica Elect MNN001 Licensed Social Workers (Medica Regional Service Area)

All Eligibles										
State Abbr	County	Eligible	Provider	Counts	With Access		Without Access		Average Distance	Average Time
		#	Standard	#	#	%	#	%	1	1
MN	Anoka	1,740	1 in 30 miles or 30 mins	117	1,740	100.0	0	0.0	2.7	3.2
	Benton	243	1 in 30 miles or 30 mins	8	243	100.0	0	0.0	6.4	7.0
	Brown	135	1 in 30 miles or 30 mins	12	135	100.0	0	0.0	10.3	11.1
	Carlton	180	1 in 30 miles or 30 mins	11	180	100.0	0	0.0	5.6	6.1
	Carver	795	1 in 30 miles or 30 mins	79	795	100.0	0	0.0	3.3	3.6
	Chisago	271	1 in 30 miles or 30 mins	6	271	100.0	0	0.0	5.7	6.1
	Dakota	1,818	1 in 30 miles or 30 mins	169	1,818	100.0	0	0.0	2.2	2.6
	Goodhue	227	1 in 30 miles or 30 mins	7	227	100.0	0	0.0	7.3	8.0
	Hennepin	5,098	1 in 30 miles or 30 mins	1,131	5,098	100.0	0	0.0	1.2	1.7
	Isanti	226	1 in 30 miles or 30 mins	11	226	100.0	0	0.0	5.3	5.8
	Kanabec	347	1 in 30 miles or 30 mins	1	347	100.0	0	0.0	6.8	7.4
	Kandiyohi	231	1 in 30 miles or 30 mins	49	231	100.0	0	0.0	4.0	4.3
	Lake	213	1 in 30 miles or 30 mins	4	207	97.2	6	2.8	7.9	8.6
	Le Sueur	145	1 in 30 miles or 30 mins	1	145	100.0	0	0.0	8.8	9.5
	McLeod	199	1 in 30 miles or 30 mins	12	199	100.0	0	0.0	5.3	5.7
	Meeker	512	1 in 30 miles or 30 mins	1	512	100.0	0	0.0	7.3	8.0
	Mille Lacs	305	1 in 30 miles or 30 mins	5	305	100.0	0	0.0	9.6	10.4
	Nicollet	161	1 in 30 miles or 30 mins	10	161	100.0	0	0.0	4.3	4.7
	Pine	298	1 in 30 miles or 30 mins	10	298	100.0	0	0.0	7.6	8.2
	Ramsey	2,586	1 in 30 miles or 30 mins	507	2,586	100.0	0	0.0	0.8	1.3
	Rice	308	1 in 30 miles or 30 mins	25	308	100.0	0	0.0	3.6	3.9
	Scott	601	1 in 30 miles or 30 mins	22	601	100.0	0	0.0	2.8	3.1
	Sherburne	498	1 in 30 miles or 30 mins	20	498	100.0	0	0.0	4.3	4.6
	Sibley	167	1 in 30 miles or 30 mins	2	167	100.0	0	0.0	7.1	7.7
	St. Louis	919	1 in 30 miles or 30 mins	192	888	96.6	31	3.4	6.9	7.5
	Wabasha	104	1 in 30 miles or 30 mins	1	104	100.0	0	0.0	11.4	12.4
	Washington	1,030	1 in 30 miles or 30 mins	116	1,030	100.0	0	0.0	1.7	2.0
	Wright	743	1 in 30 miles or 30 mins	25	743	100.0	0	0.0	4.5	4.9
	Grand Totals	20,100	1 in 30 miles or 30 mins	2,554	20,063	99.8	37	0.2	3.2	3.6

Other providers designated as licensed mental health providers/Medica Elect/MNN001

July 1, 2024

Created by...
Medica

Medica Elect MNN001 Other providers designated as licensed mental health providers

0 providers at 0 locations
■ All providers

Other providers designated as licensed mental health providers

Employee Group
National Proxy Census (Medica Elect MNN001)

Provider Group
Medica Elect MNN001 Other providers designated as licensed mental health providers (Medica Regional Service Area)

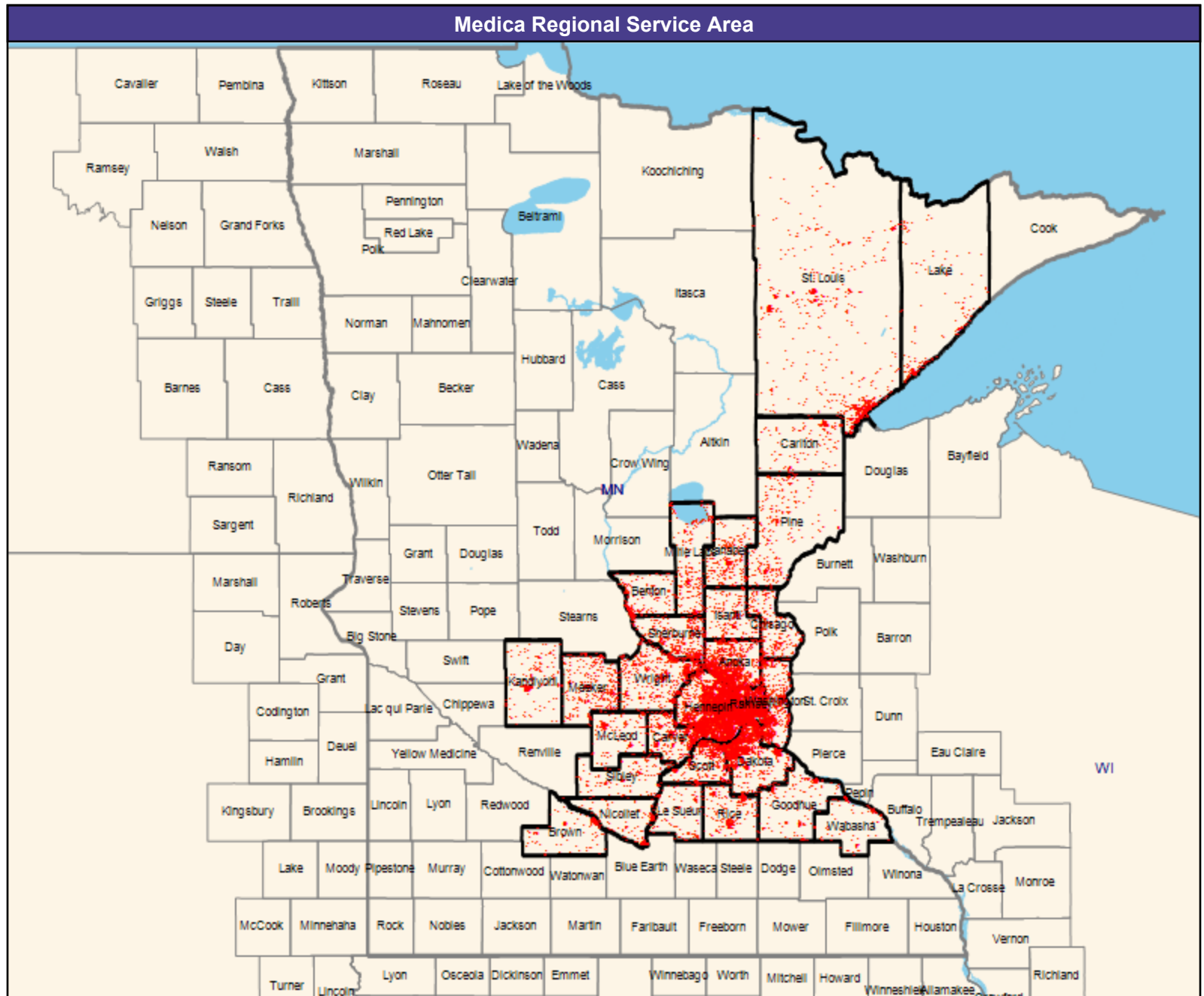
20,100 eligible locations
◆ With access (0)
● Without access (20,100)

The Access Standard is defined as (National Proxy Census (Medica Elect MNN001)) eligibles accessing:

1 (Medica Elect MNN001 Other providers designated as licensed mental health providers (Medica Regional Service Area)) provider in 30 miles or 30 minutes

Service Areas
□ Medica Elect MNN001

60.66 miles



Access Detail By County

July 1, 2024

Created by...
Medica

Access Analysis
Other providers designated as licensed mental health providers

Eligible / Provider Groups
National Proxy Census (Medica Elect MNN001)
Medica Elect MNN001 Other providers designated as licensed mental health providers (Medica Regional Service Area)

All Eligibles										
State Abbr	County	Eligible	Provider	Counts	With Access		Without Access		Average Distance	Average Time
		#	Standard	#	#	%	#	%	1	1
MN	Anoka	1,740	1 in 30 miles or 30 mins	0	0	0.0	1,740	100.0	---	---
	Benton	243	1 in 30 miles or 30 mins	0	0	0.0	243	100.0	---	---
	Brown	135	1 in 30 miles or 30 mins	0	0	0.0	135	100.0	---	---
	Carlton	180	1 in 30 miles or 30 mins	0	0	0.0	180	100.0	---	---
	Carver	795	1 in 30 miles or 30 mins	0	0	0.0	795	100.0	---	---
	Chisago	271	1 in 30 miles or 30 mins	0	0	0.0	271	100.0	---	---
	Dakota	1,818	1 in 30 miles or 30 mins	0	0	0.0	1,818	100.0	---	---
	Goodhue	227	1 in 30 miles or 30 mins	0	0	0.0	227	100.0	---	---
	Hennepin	5,098	1 in 30 miles or 30 mins	0	0	0.0	5,098	100.0	---	---
	Isanti	226	1 in 30 miles or 30 mins	0	0	0.0	226	100.0	---	---
	Kanabec	347	1 in 30 miles or 30 mins	0	0	0.0	347	100.0	---	---
	Kandiyohi	231	1 in 30 miles or 30 mins	0	0	0.0	231	100.0	---	---
	Lake	213	1 in 30 miles or 30 mins	0	0	0.0	213	100.0	---	---
	Le Sueur	145	1 in 30 miles or 30 mins	0	0	0.0	145	100.0	---	---
	McLeod	199	1 in 30 miles or 30 mins	0	0	0.0	199	100.0	---	---
	Meeker	512	1 in 30 miles or 30 mins	0	0	0.0	512	100.0	---	---
	Mille Lacs	305	1 in 30 miles or 30 mins	0	0	0.0	305	100.0	---	---
	Nicollet	161	1 in 30 miles or 30 mins	0	0	0.0	161	100.0	---	---
	Pine	298	1 in 30 miles or 30 mins	0	0	0.0	298	100.0	---	---
	Ramsey	2,586	1 in 30 miles or 30 mins	0	0	0.0	2,586	100.0	---	---
	Rice	308	1 in 30 miles or 30 mins	0	0	0.0	308	100.0	---	---
	Scott	601	1 in 30 miles or 30 mins	0	0	0.0	601	100.0	---	---
	Sherburne	498	1 in 30 miles or 30 mins	0	0	0.0	498	100.0	---	---
	Sibley	167	1 in 30 miles or 30 mins	0	0	0.0	167	100.0	---	---
	St. Louis	919	1 in 30 miles or 30 mins	0	0	0.0	919	100.0	---	---
	Wabasha	104	1 in 30 miles or 30 mins	0	0	0.0	104	100.0	---	---
	Washington	1,030	1 in 30 miles or 30 mins	0	0	0.0	1,030	100.0	---	---
	Wright	743	1 in 30 miles or 30 mins	0	0	0.0	743	100.0	---	---
	Grand Totals	20,100	1 in 30 miles or 30 mins	0	0	0.0	20,100	100.0	---	---

Pediatric Services Providers (Primary Care)/Medica Elect/MNN001

July 1, 2024

Created by...
Medica

Medica Elect MNN001 General Pediatric Providers

1,579 providers at 515 locations

■ All providers

General Pediatric Providers

Employee Group

National Proxy Census (Medica Elect MNN001)

Provider Group

Medica Elect MNN001 General Pediatric Providers (Medica Regional Service Area)

20,100 eligible locations

◆ With access (19,827)

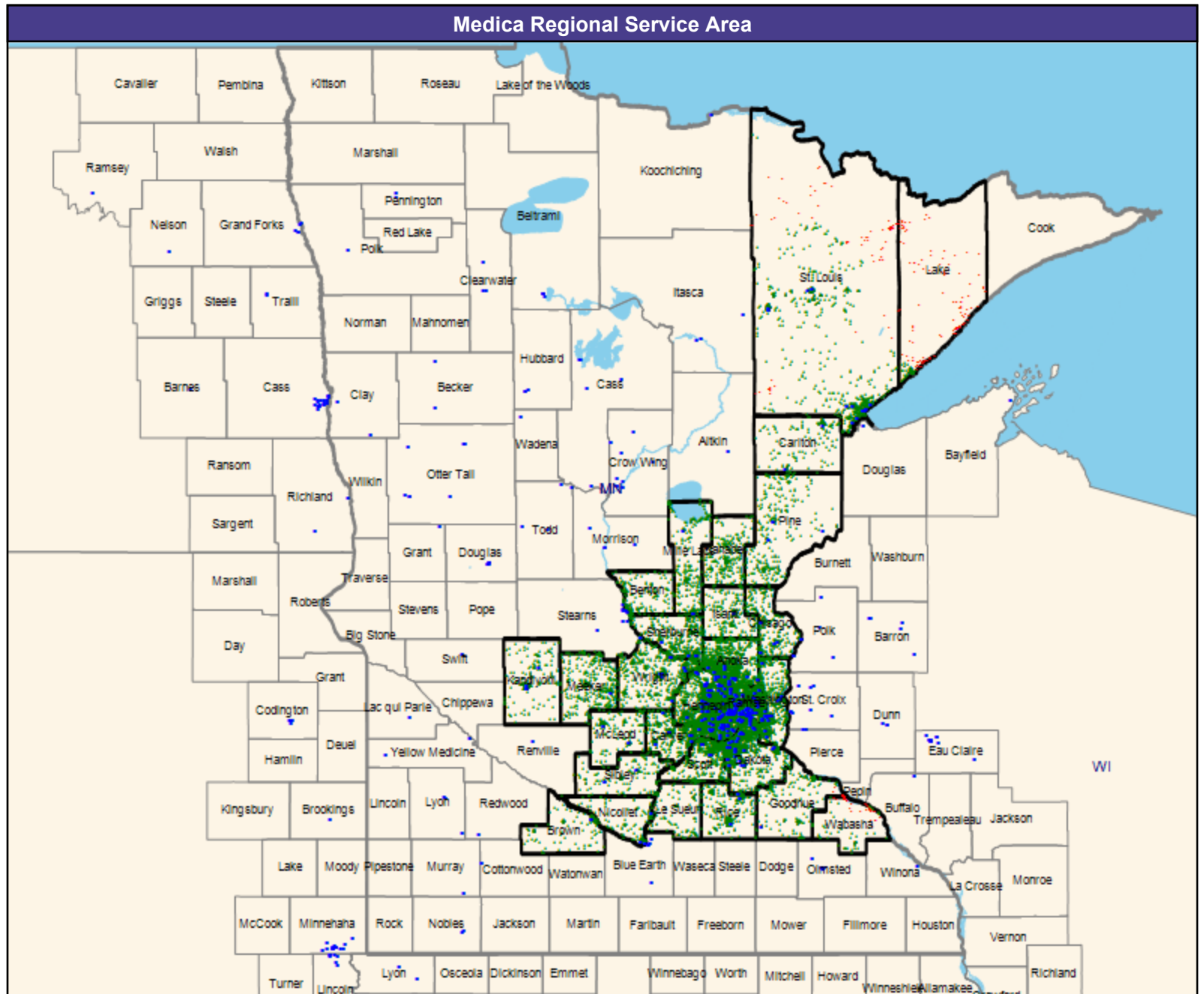
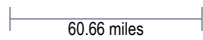
● Without access (273)

The Access Standard is defined as (National Proxy Census (Medica Elect MNN001)) eligibles accessing:

1 (Medica Elect MNN001 General Pediatric Providers (Medica Regional Service Area)) provider in 30 miles or 30 minutes

Service Areas

□ Medica Elect MNN001



Access Detail By County

July 1, 2024

Created by...
Medica

Access Analysis
General Pediatric Providers
Eligible / Provider Groups
National Proxy Census (Medica Elect MNN001)
Medica Elect MNN001 General Pediatric Providers (Medica Regional Service Area)

All Eligibles										
State Abbr	County	Eligible	Provider	Counts	With Access		Without Access		Average Distance	Average Time
		#	Standard	#	#	%	#	%	1	1
MN	Anoka	1,740	1 in 30 miles or 30 mins	205	1,740	100.0	0	0.0	3.2	3.8
	Benton	243	1 in 30 miles or 30 mins	0	243	100.0	0	0.0	7.9	8.7
	Brown	135	1 in 30 miles or 30 mins	5	135	100.0	0	0.0	11.0	12.0
	Carlton	180	1 in 30 miles or 30 mins	3	180	100.0	0	0.0	6.3	6.9
	Carver	795	1 in 30 miles or 30 mins	173	795	100.0	0	0.0	2.9	3.3
	Chisago	271	1 in 30 miles or 30 mins	147	271	100.0	0	0.0	5.6	6.0
	Dakota	1,818	1 in 30 miles or 30 mins	501	1,818	100.0	0	0.0	2.1	2.5
	Goodhue	227	1 in 30 miles or 30 mins	5	220	96.9	7	3.1	17.9	19.6
	Hennepin	5,098	1 in 30 miles or 30 mins	2,954	5,098	100.0	0	0.0	1.6	2.5
	Isanti	226	1 in 30 miles or 30 mins	5	226	100.0	0	0.0	6.9	7.5
	Kanabec	347	1 in 30 miles or 30 mins	0	347	100.0	0	0.0	20.0	21.8
	Kandiyohi	231	1 in 30 miles or 30 mins	55	231	100.0	0	0.0	5.8	6.3
	Lake	213	1 in 30 miles or 30 mins	0	85	39.9	128	60.1	39.4	42.9
	Le Sueur	145	1 in 30 miles or 30 mins	0	145	100.0	0	0.0	14.5	15.7
	McLeod	199	1 in 30 miles or 30 mins	4	199	100.0	0	0.0	5.4	5.8
	Meeker	512	1 in 30 miles or 30 mins	3	512	100.0	0	0.0	11.3	12.3
	Mille Lacs	305	1 in 30 miles or 30 mins	3	305	100.0	0	0.0	10.8	11.7
	Nicollet	161	1 in 30 miles or 30 mins	23	161	100.0	0	0.0	4.6	5.0
	Pine	298	1 in 30 miles or 30 mins	8	298	100.0	0	0.0	10.6	11.5
	Ramsey	2,586	1 in 30 miles or 30 mins	1,185	2,586	100.0	0	0.0	1.2	1.9
	Rice	308	1 in 30 miles or 30 mins	3	308	100.0	0	0.0	5.1	5.5
	Scott	601	1 in 30 miles or 30 mins	49	601	100.0	0	0.0	5.5	6.1
	Sherburne	498	1 in 30 miles or 30 mins	78	498	100.0	0	0.0	4.6	5.0
	Sibley	167	1 in 30 miles or 30 mins	4	167	100.0	0	0.0	7.3	8.0
	St. Louis	919	1 in 30 miles or 30 mins	147	827	90.0	92	10.0	10.4	11.5
	Wabasha	104	1 in 30 miles or 30 mins	0	58	55.8	46	44.2	25.7	28.2
	Washington	1,030	1 in 30 miles or 30 mins	360	1,030	100.0	0	0.0	2.5	2.9
	Wright	743	1 in 30 miles or 30 mins	93	743	100.0	0	0.0	5.0	5.4
	Grand Totals	20,100	1 in 30 miles or 30 mins	6,013	19,827	98.6	273	1.4	4.7	5.4

Allergy, Immunology and Rheumatology/Medica Elect/MNN001

July 1, 2024

Created by...
Medica

Medica Elect MNN001 Allergy, Immunology and Rheumatology

211 providers at 198 locations

■ All providers

Allergy, Immunology and Rheumatology

Employee Group

National Proxy Census (Medica Elect MNN001)

Provider Group

Medica Elect MNN001 Allergy, Immunology and Rheumatology (Medica Regional Service Area)

20,100 eligible locations

◆ With access (20,048)

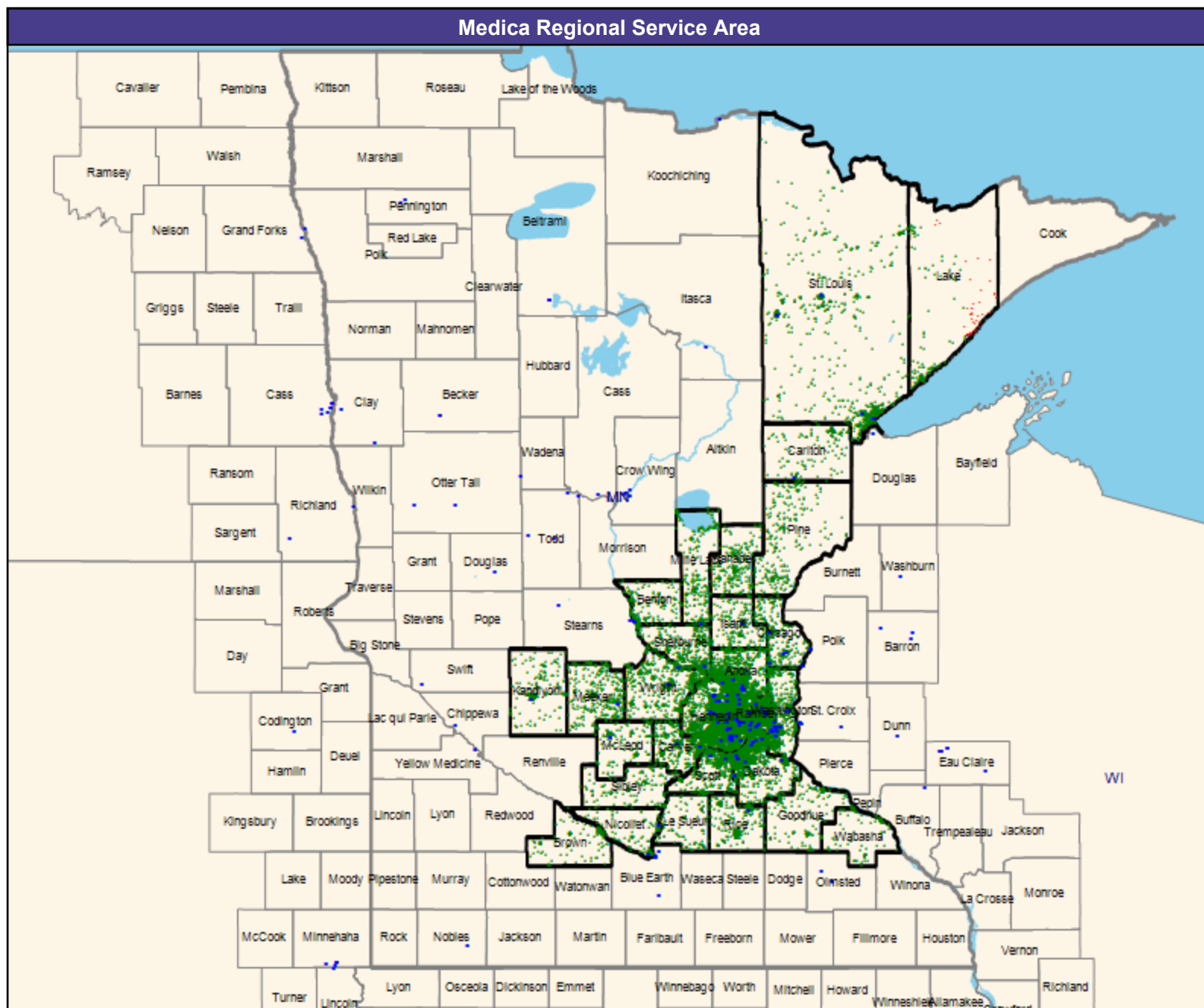
● Without access (52)

The Access Standard is defined as (National Proxy Census (Medica Elect MNN001)) eligibles accessing:

1 (Medica Elect MNN001 Allergy, Immunology and Rheumatology (Medica Regional Service Area)) provider in 60 miles or 60 minutes

Service Areas

□ Medica Elect MNN001



Access Detail By County

July 1, 2024

Created by...
Medica

Access Analysis
Allergy, Immunology and
Rheumatology

Eligible / Provider Groups
National Proxy Census (Medica Elect
MNN001)
Medica Elect MNN001 Allergy,
Immunology and Rheumatology
(Medica Regional Service Area)

All Eligibles										
State Abbr	County	Eligible	Provider	Counts	With Access		Without Access		Average Distance	Average Time
		#	Standard	#	#	%	#	%	1	1
MN	Anoka	1,740	1 in 60 miles or 60 mins	39	1,740	100.0	0	0.0	4.0	5.0
	Benton	243	1 in 60 miles or 60 mins	0	243	100.0	0	0.0	8.8	10.3
	Brown	135	1 in 60 miles or 60 mins	0	135	100.0	0	0.0	32.9	35.8
	Carlton	180	1 in 60 miles or 60 mins	1	180	100.0	0	0.0	15.5	16.9
	Carver	795	1 in 60 miles or 60 mins	5	795	100.0	0	0.0	5.6	6.2
	Chisago	271	1 in 60 miles or 60 mins	19	271	100.0	0	0.0	5.6	6.1
	Dakota	1,818	1 in 60 miles or 60 mins	39	1,818	100.0	0	0.0	3.5	4.4
	Goodhue	227	1 in 60 miles or 60 mins	0	227	100.0	0	0.0	21.6	24.1
	Hennepin	5,098	1 in 60 miles or 60 mins	250	5,098	100.0	0	0.0	2.8	4.1
	Isanti	226	1 in 60 miles or 60 mins	1	226	100.0	0	0.0	6.9	7.5
	Kanabec	347	1 in 60 miles or 60 mins	0	347	100.0	0	0.0	24.3	26.5
	Kandiyohi	231	1 in 60 miles or 60 mins	1	231	100.0	0	0.0	9.0	9.8
	Lake	213	1 in 60 miles or 60 mins	0	161	75.6	52	24.4	45.6	51.1
	Le Sueur	145	1 in 60 miles or 60 mins	0	145	100.0	0	0.0	14.9	16.3
	McLeod	199	1 in 60 miles or 60 mins	7	199	100.0	0	0.0	10.2	11.1
	Meeker	512	1 in 60 miles or 60 mins	5	512	100.0	0	0.0	13.1	14.2
	Mille Lacs	305	1 in 60 miles or 60 mins	0	305	100.0	0	0.0	19.1	20.8
	Nicollet	161	1 in 60 miles or 60 mins	2	161	100.0	0	0.0	7.7	8.3
	Pine	298	1 in 60 miles or 60 mins	0	298	100.0	0	0.0	22.0	24.0
	Ramsey	2,586	1 in 60 miles or 60 mins	56	2,586	100.0	0	0.0	2.1	3.3
	Rice	308	1 in 60 miles or 60 mins	2	308	100.0	0	0.0	11.4	12.4
	Scott	601	1 in 60 miles or 60 mins	3	601	100.0	0	0.0	6.0	6.6
	Sherburne	498	1 in 60 miles or 60 mins	8	498	100.0	0	0.0	6.6	7.2
	Sibley	167	1 in 60 miles or 60 mins	0	167	100.0	0	0.0	21.6	23.6
	St. Louis	919	1 in 60 miles or 60 mins	21	919	100.0	0	0.0	11.5	13.0
	Wabasha	104	1 in 60 miles or 60 mins	0	104	100.0	0	0.0	26.3	29.2
	Washington	1,030	1 in 60 miles or 60 mins	39	1,030	100.0	0	0.0	3.9	4.6
	Wright	743	1 in 60 miles or 60 mins	3	743	100.0	0	0.0	8.1	8.9
	Grand Totals	20,100	1 in 60 miles or 60 mins	501	20,048	99.7	52	0.3	6.8	8.0

Anesthesiology Physicians and Certified Registered Nurse Anesthetists/Medica Elect/MNN001

July 1, 2024

Created by...
Medica

Medica Elect MNN001 Anesthesiology Physicians and CRNA

3,455 providers at 359 locations

■ All providers

Anesthesiology Physicians and CRNA

Employee Group

National Proxy Census (Medica Elect MNN001)

Provider Group

Medica Elect MNN001 Anesthesiology Physicians and CRNA (Medica Regional Service Area)

20,100 eligible locations

◆ With access (20,100)

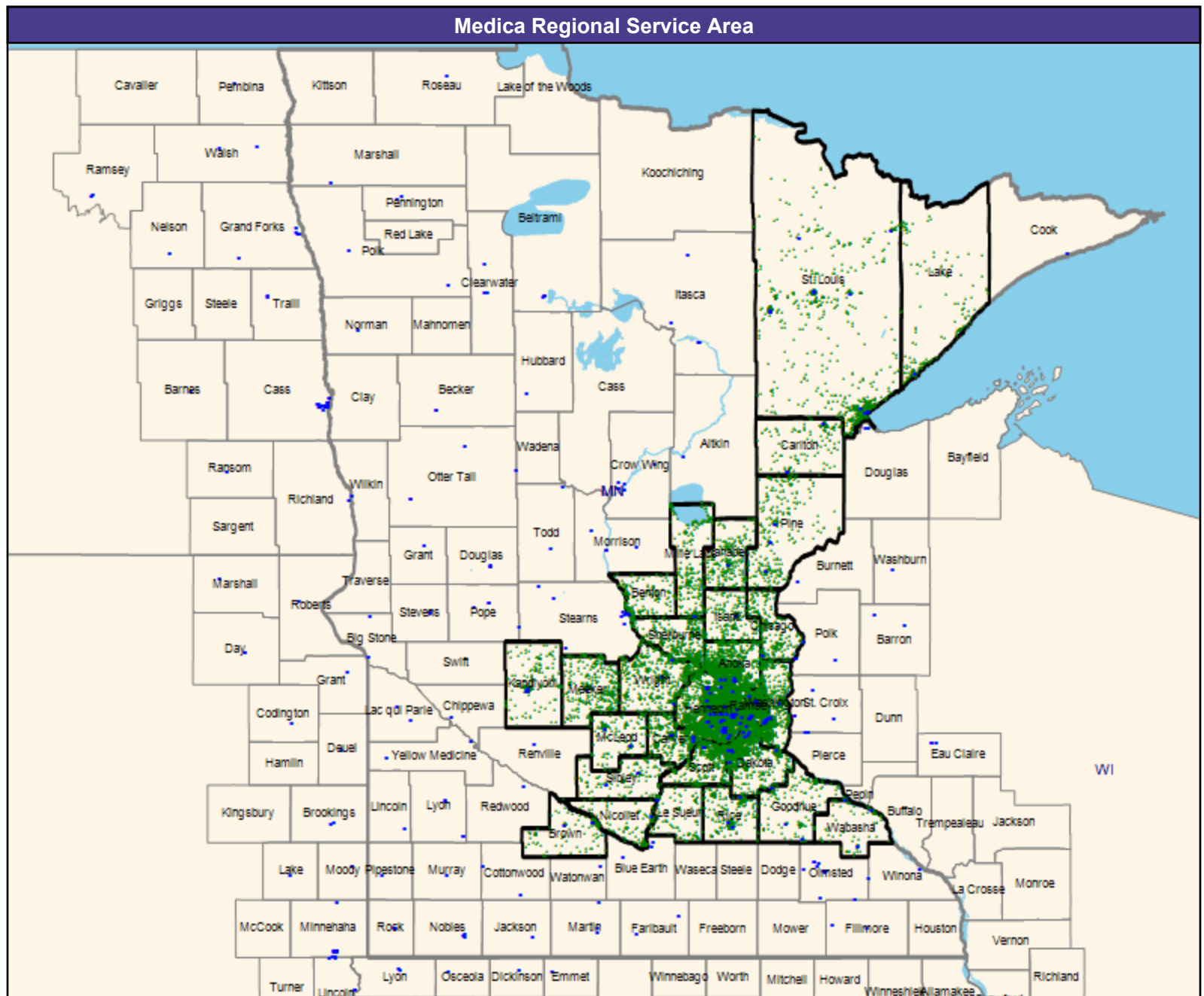
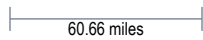
● Without access (0)

The Access Standard is defined as (National Proxy Census (Medica Elect MNN001)) eligibles accessing:

1 (Medica Elect MNN001 Anesthesiology Physicians and CRNA (Medica Regional Service Area)) provider in 60 miles or 60 minutes

Service Areas

□ Medica Elect MNN001



Access Detail By County

July 1, 2024

Created by...
Medica

Access Analysis
Anesthesiology Physicians and CRNA
Eligible / Provider Groups
National Proxy Census (Medica Elect MNN001)
Medica Elect MNN001
Anesthesiology Physicians and CRNA (Medica Regional Service Area)

All Eligibles										
State Abbr	County	Eligible	Provider	Counts	With Access		Without Access		Average Distance	Average Time
		#	Standard	#	#	%	#	%	1	1
MN	Anoka	1,740	1 in 60 miles or 60 mins	145	1,740	100.0	0	0.0	5.0	6.5
	Benton	243	1 in 60 miles or 60 mins	0	243	100.0	0	0.0	8.5	9.7
	Brown	135	1 in 60 miles or 60 mins	39	135	100.0	0	0.0	6.2	6.8
	Carlton	180	1 in 60 miles or 60 mins	53	180	100.0	0	0.0	7.0	7.6
	Carver	795	1 in 60 miles or 60 mins	259	795	100.0	0	0.0	4.9	5.4
	Chisago	271	1 in 60 miles or 60 mins	58	271	100.0	0	0.0	9.6	10.4
	Dakota	1,818	1 in 60 miles or 60 mins	476	1,818	100.0	0	0.0	4.1	4.9
	Goodhue	227	1 in 60 miles or 60 mins	6	227	100.0	0	0.0	10.1	10.9
	Hennepin	5,098	1 in 60 miles or 60 mins	4,921	5,098	100.0	0	0.0	2.6	4.0
	Isanti	226	1 in 60 miles or 60 mins	45	226	100.0	0	0.0	7.4	8.1
	Kanabec	347	1 in 60 miles or 60 mins	19	347	100.0	0	0.0	6.3	6.9
	Kandiyohi	231	1 in 60 miles or 60 mins	45	231	100.0	0	0.0	6.9	7.4
	Lake	213	1 in 60 miles or 60 mins	9	213	100.0	0	0.0	15.9	17.3
	Le Sueur	145	1 in 60 miles or 60 mins	5	145	100.0	0	0.0	12.6	13.7
	McLeod	199	1 in 60 miles or 60 mins	36	199	100.0	0	0.0	5.9	6.4
	Meeker	512	1 in 60 miles or 60 mins	7	512	100.0	0	0.0	8.7	9.4
	Mille Lacs	305	1 in 60 miles or 60 mins	0	305	100.0	0	0.0	15.6	17.0
	Nicollet	161	1 in 60 miles or 60 mins	12	161	100.0	0	0.0	5.3	5.7
	Pine	298	1 in 60 miles or 60 mins	27	298	100.0	0	0.0	7.5	8.2
	Ramsey	2,586	1 in 60 miles or 60 mins	1,134	2,586	100.0	0	0.0	2.4	3.9
	Rice	308	1 in 60 miles or 60 mins	41	308	100.0	0	0.0	5.3	5.7
	Scott	601	1 in 60 miles or 60 mins	47	601	100.0	0	0.0	6.9	7.6
	Sherburne	498	1 in 60 miles or 60 mins	79	498	100.0	0	0.0	8.9	9.6
	Sibley	167	1 in 60 miles or 60 mins	7	167	100.0	0	0.0	6.9	7.5
	St. Louis	919	1 in 60 miles or 60 mins	474	919	100.0	0	0.0	7.2	8.0
	Wabasha	104	1 in 60 miles or 60 mins	10	104	100.0	0	0.0	5.1	5.5
	Washington	1,030	1 in 60 miles or 60 mins	526	1,030	100.0	0	0.0	4.7	5.6
	Wright	743	1 in 60 miles or 60 mins	107	743	100.0	0	0.0	8.4	9.3
	Grand Totals	20,100	1 in 60 miles or 60 mins	8,587	20,100	100.0	0	0.0	5.1	6.2

Cardiac Surgery/Medica Elect/MNN001

July 1, 2024

Created by...
Medica

Medica Elect MNN001 Cardiac Surgery

763 providers at 375 locations

■ All providers

Cardiac Surgery

Employee Group

National Proxy Census (Medica Elect MNN001)

Provider Group

Medica Elect MNN001 Cardiac Surgery (Medica Regional Service Area)

20,100 eligible locations

◆ With access (20,100)

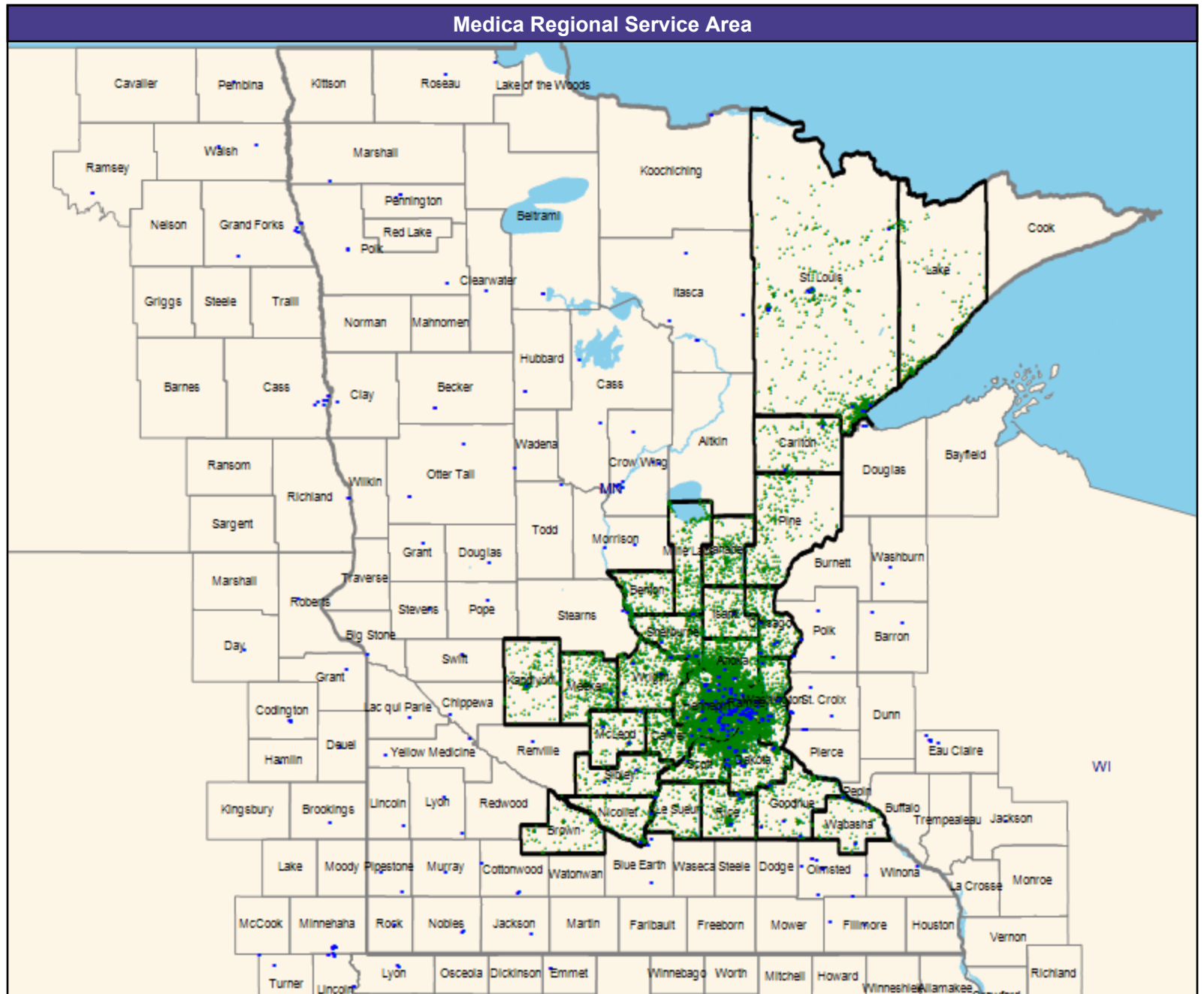
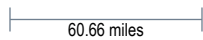
● Without access (0)

The Access Standard is defined as (National Proxy Census (Medica Elect MNN001)) eligibles accessing:

1 (Medica Elect MNN001 Cardiac Surgery (Medica Regional Service Area)) provider in 60 miles or 60 minutes

Service Areas

□ Medica Elect MNN001



Access Detail By County

July 1, 2024

Created by...
Medica

Access Analysis
Cardiac Surgery
Eligible / Provider Groups
National Proxy Census (Medica Elect MNN001)
Medica Elect MNN001 Cardiac Surgery (Medica Regional Service Area)

All Eligibles										
State Abbr	County	Eligible	Provider	Counts	With Access		Without Access		Average Distance	Average Time
		#	Standard	#	#	%	#	%	1	1
MN	Anoka	1,740	1 in 60 miles or 60 mins	286	1,740	100.0	0	0.0	4.3	5.2
	Benton	243	1 in 60 miles or 60 mins	0	243	100.0	0	0.0	8.6	9.9
	Brown	135	1 in 60 miles or 60 mins	14	135	100.0	0	0.0	11.1	12.1
	Carlton	180	1 in 60 miles or 60 mins	10	180	100.0	0	0.0	6.4	7.0
	Carver	795	1 in 60 miles or 60 mins	131	795	100.0	0	0.0	4.6	5.1
	Chisago	271	1 in 60 miles or 60 mins	217	271	100.0	0	0.0	5.6	6.1
	Dakota	1,818	1 in 60 miles or 60 mins	262	1,818	100.0	0	0.0	3.0	3.8
	Goodhue	227	1 in 60 miles or 60 mins	5	227	100.0	0	0.0	9.3	10.1
	Hennepin	5,098	1 in 60 miles or 60 mins	1,340	5,098	100.0	0	0.0	1.9	3.0
	Isanti	226	1 in 60 miles or 60 mins	11	226	100.0	0	0.0	6.9	7.5
	Kanabec	347	1 in 60 miles or 60 mins	0	347	100.0	0	0.0	24.3	26.4
	Kandiyohi	231	1 in 60 miles or 60 mins	1	231	100.0	0	0.0	8.4	9.1
	Lake	213	1 in 60 miles or 60 mins	0	213	100.0	0	0.0	35.1	38.2
	Le Sueur	145	1 in 60 miles or 60 mins	39	145	100.0	0	0.0	11.6	12.7
	McLeod	199	1 in 60 miles or 60 mins	34	199	100.0	0	0.0	4.3	4.6
	Meeker	512	1 in 60 miles or 60 mins	15	512	100.0	0	0.0	12.6	13.7
	Mille Lacs	305	1 in 60 miles or 60 mins	0	305	100.0	0	0.0	16.9	18.4
	Nicollet	161	1 in 60 miles or 60 mins	2	161	100.0	0	0.0	4.6	5.0
	Pine	298	1 in 60 miles or 60 mins	0	298	100.0	0	0.0	22.0	24.0
	Ramsey	2,586	1 in 60 miles or 60 mins	345	2,586	100.0	0	0.0	1.5	2.4
	Rice	308	1 in 60 miles or 60 mins	36	308	100.0	0	0.0	5.1	5.5
	Scott	601	1 in 60 miles or 60 mins	33	601	100.0	0	0.0	5.2	5.8
	Sherburne	498	1 in 60 miles or 60 mins	113	498	100.0	0	0.0	4.8	5.3
	Sibley	167	1 in 60 miles or 60 mins	44	167	100.0	0	0.0	6.7	7.3
	St. Louis	919	1 in 60 miles or 60 mins	209	919	100.0	0	0.0	8.6	9.5
	Wabasha	104	1 in 60 miles or 60 mins	22	104	100.0	0	0.0	5.1	5.5
	Washington	1,030	1 in 60 miles or 60 mins	105	1,030	100.0	0	0.0	3.8	4.6
	Wright	743	1 in 60 miles or 60 mins	112	743	100.0	0	0.0	5.6	6.1
	Grand Totals	20,100	1 in 60 miles or 60 mins	3,386	20,100	100.0	0	0.0	5.2	6.1

Cardiovascular Disease/Medica Elect/MNN001

July 1, 2024

Created by...
Medica

Medica Elect MNN001 Cardiovascular Disease

763 providers at 375 locations

■ All providers

Cardiovascular Disease

Employee Group

National Proxy Census (Medica Elect MNN001)

Provider Group

Medica Elect MNN001 Cardiovascular Disease (Medica Regional Service Area)

20,100 eligible locations

◆ With access (20,100)

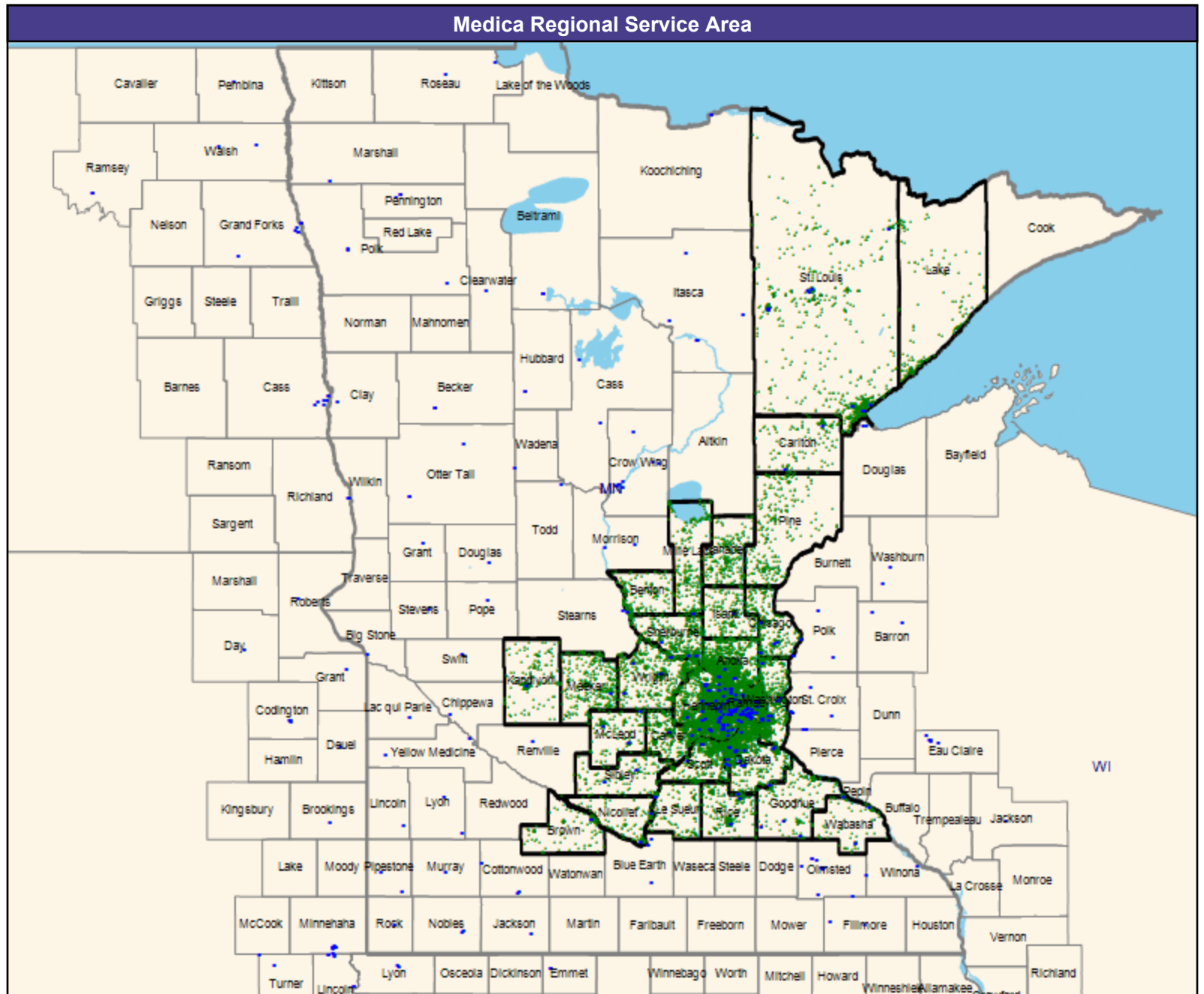
● Without access (0)

The Access Standard is defined as (National Proxy Census (Medica Elect MNN001)) eligibles accessing:

1 (Medica Elect MNN001 Cardiovascular Disease (Medica Regional Service Area)) provider in 60 miles or 60 minutes

Service Areas

□ Medica Elect MNN001



Access Detail By County

July 1, 2024

Created by...
Medica

Access Analysis
Cardiovascular Disease
Eligible / Provider Groups
National Proxy Census (Medica Elect MNN001)
Medica Elect MNN001
Cardiovascular Disease (Medica Regional Service Area)

All Eligibles										
State Abbr	County	Eligible	Provider	Counts	With Access		Without Access		Average Distance	Average Time
		#	Standard	#	#	%	#	%	1	1
MN	Anoka	1,740	1 in 60 miles or 60 mins	572	1,740	100.0	0	0.0	4.3	5.2
	Benton	243	1 in 60 miles or 60 mins	0	243	100.0	0	0.0	8.6	9.9
	Brown	135	1 in 60 miles or 60 mins	28	135	100.0	0	0.0	11.1	12.1
	Carlton	180	1 in 60 miles or 60 mins	20	180	100.0	0	0.0	6.4	7.0
	Carver	795	1 in 60 miles or 60 mins	262	795	100.0	0	0.0	4.6	5.1
	Chisago	271	1 in 60 miles or 60 mins	434	271	100.0	0	0.0	5.6	6.1
	Dakota	1,818	1 in 60 miles or 60 mins	524	1,818	100.0	0	0.0	3.0	3.8
	Goodhue	227	1 in 60 miles or 60 mins	10	227	100.0	0	0.0	9.3	10.1
	Hennepin	5,098	1 in 60 miles or 60 mins	2,680	5,098	100.0	0	0.0	1.9	3.0
	Isanti	226	1 in 60 miles or 60 mins	22	226	100.0	0	0.0	6.9	7.5
	Kanabec	347	1 in 60 miles or 60 mins	0	347	100.0	0	0.0	24.3	26.4
	Kandiyohi	231	1 in 60 miles or 60 mins	2	231	100.0	0	0.0	8.4	9.1
	Lake	213	1 in 60 miles or 60 mins	0	213	100.0	0	0.0	35.1	38.2
	Le Sueur	145	1 in 60 miles or 60 mins	78	145	100.0	0	0.0	11.6	12.7
	McLeod	199	1 in 60 miles or 60 mins	68	199	100.0	0	0.0	4.3	4.6
	Meeker	512	1 in 60 miles or 60 mins	30	512	100.0	0	0.0	12.6	13.7
	Mille Lacs	305	1 in 60 miles or 60 mins	0	305	100.0	0	0.0	16.9	18.4
	Nicollet	161	1 in 60 miles or 60 mins	4	161	100.0	0	0.0	4.6	5.0
	Pine	298	1 in 60 miles or 60 mins	0	298	100.0	0	0.0	22.0	24.0
	Ramsey	2,586	1 in 60 miles or 60 mins	690	2,586	100.0	0	0.0	1.5	2.4
	Rice	308	1 in 60 miles or 60 mins	72	308	100.0	0	0.0	5.1	5.5
	Scott	601	1 in 60 miles or 60 mins	66	601	100.0	0	0.0	5.2	5.8
	Sherburne	498	1 in 60 miles or 60 mins	226	498	100.0	0	0.0	4.8	5.3
	Sibley	167	1 in 60 miles or 60 mins	88	167	100.0	0	0.0	6.7	7.3
	St. Louis	919	1 in 60 miles or 60 mins	418	919	100.0	0	0.0	8.6	9.5
	Wabasha	104	1 in 60 miles or 60 mins	44	104	100.0	0	0.0	5.1	5.5
	Washington	1,030	1 in 60 miles or 60 mins	210	1,030	100.0	0	0.0	3.8	4.6
	Wright	743	1 in 60 miles or 60 mins	224	743	100.0	0	0.0	5.6	6.1
	Grand Totals	20,100	1 in 60 miles or 60 mins	6,772	20,100	100.0	0	0.0	5.2	6.1

Chiropractic Services/Medica Elect/MNN001

July 1, 2024

Created by...
Medica

Medica Elect MNN001 Chiropractic

1,876 providers at 1,377 locations

■ All providers

Chiropractic

Employee Group

National Proxy Census (Medica Elect MNN001)

Provider Group

Medica Elect MNN001 Chiropractic (Medica Regional Service Area)

20,100 eligible locations

◆ With access (20,098)

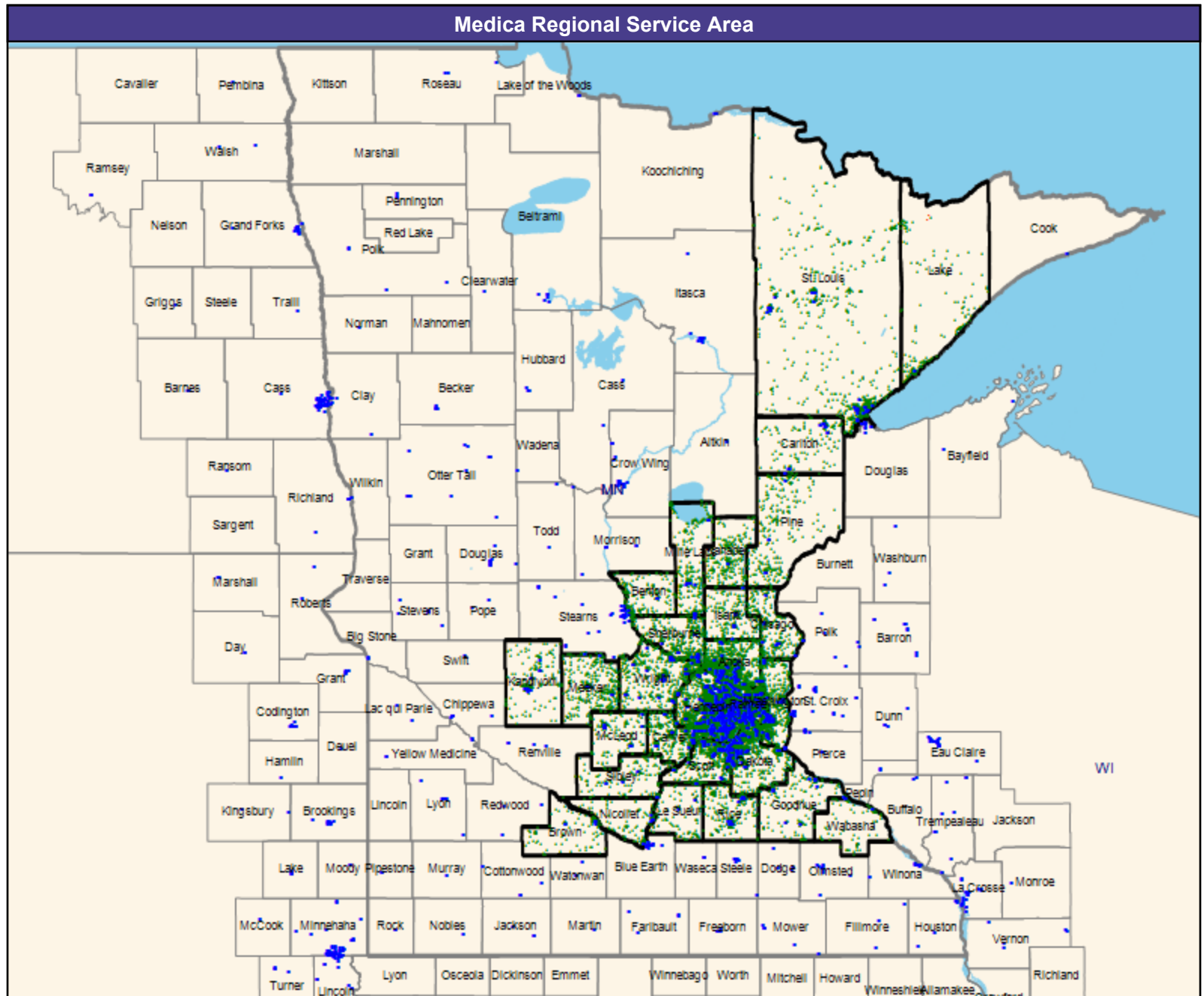
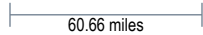
● Without access (2)

The Access Standard is defined as (National Proxy Census (Medica Elect MNN001)) eligibles accessing:

1 (Medica Elect MNN001 Chiropractic (Medica Regional Service Area)) provider in 60 miles or 60 minutes

Service Areas

□ Medica Elect MNN001



Access Detail By County

July 1, 2024

Created by...
Medica

Access Analysis
Chiropractic
Eligible / Provider Groups
National Proxy Census (Medica Elect MNN001)
Medica Elect MNN001 Chiropractic (Medica Regional Service Area)

All Eligibles										
State Abbr	County	Eligible	Provider	Counts	With Access		Without Access		Average Distance	Average Time
		#	Standard	#	#	%	#	%	1	1
MN	Anoka	1,740	1 in 60 miles or 60 mins	107	1,740	100.0	0	0.0	1.6	2.0
	Benton	243	1 in 60 miles or 60 mins	11	243	100.0	0	0.0	4.5	4.9
	Brown	135	1 in 60 miles or 60 mins	8	135	100.0	0	0.0	5.2	5.6
	Carlton	180	1 in 60 miles or 60 mins	19	180	100.0	0	0.0	5.0	5.4
	Carver	795	1 in 60 miles or 60 mins	34	795	100.0	0	0.0	2.0	2.2
	Chisago	271	1 in 60 miles or 60 mins	11	271	100.0	0	0.0	3.6	3.9
	Dakota	1,818	1 in 60 miles or 60 mins	181	1,818	100.0	0	0.0	1.5	1.7
	Goodhue	227	1 in 60 miles or 60 mins	16	227	100.0	0	0.0	4.1	4.5
	Hennepin	5,098	1 in 60 miles or 60 mins	530	5,098	100.0	0	0.0	1.0	1.5
	Isanti	226	1 in 60 miles or 60 mins	33	226	100.0	0	0.0	4.1	4.4
	Kanabec	347	1 in 60 miles or 60 mins	2	347	100.0	0	0.0	5.3	5.7
	Kandiyohi	231	1 in 60 miles or 60 mins	24	231	100.0	0	0.0	4.4	4.7
	Lake	213	1 in 60 miles or 60 mins	1	211	99.1	2	0.9	21.4	23.3
	Le Sueur	145	1 in 60 miles or 60 mins	11	145	100.0	0	0.0	5.0	5.4
	McLeod	199	1 in 60 miles or 60 mins	21	199	100.0	0	0.0	3.5	3.7
	Meeker	512	1 in 60 miles or 60 mins	11	512	100.0	0	0.0	4.6	4.9
	Mille Lacs	305	1 in 60 miles or 60 mins	14	305	100.0	0	0.0	5.5	6.0
	Nicollet	161	1 in 60 miles or 60 mins	13	161	100.0	0	0.0	3.9	4.2
	Pine	298	1 in 60 miles or 60 mins	10	298	100.0	0	0.0	8.0	8.7
	Ramsey	2,586	1 in 60 miles or 60 mins	213	2,586	100.0	0	0.0	0.8	1.3
	Rice	308	1 in 60 miles or 60 mins	21	308	100.0	0	0.0	3.6	4.0
	Scott	601	1 in 60 miles or 60 mins	61	601	100.0	0	0.0	1.8	1.9
	Sherburne	498	1 in 60 miles or 60 mins	30	498	100.0	0	0.0	3.1	3.3
	Sibley	167	1 in 60 miles or 60 mins	3	167	100.0	0	0.0	4.9	5.3
	St. Louis	919	1 in 60 miles or 60 mins	47	919	100.0	0	0.0	9.4	10.3
	Wabasha	104	1 in 60 miles or 60 mins	7	104	100.0	0	0.0	7.7	8.4
	Washington	1,030	1 in 60 miles or 60 mins	97	1,030	100.0	0	0.0	1.9	2.2
	Wright	743	1 in 60 miles or 60 mins	62	743	100.0	0	0.0	2.2	2.4
	Grand Totals	20,100	1 in 60 miles or 60 mins	1,598	20,098	99.9	2	0.1	2.6	3.1

Colon and Rectal Surgery/Medica Elect/MNN001

July 1, 2024

Created by...
Medica

Medica Elect MNN001 Colon and Rectal Surgery

55 providers at 41 locations

■ All providers

Colon and Rectal Surgery

Employee Group

National Proxy Census (Medica Elect MNN001)

Provider Group

Medica Elect MNN001 Colon and Rectal Surgery (Medica Regional Service Area)

20,100 eligible locations

◆ With access (19,880)

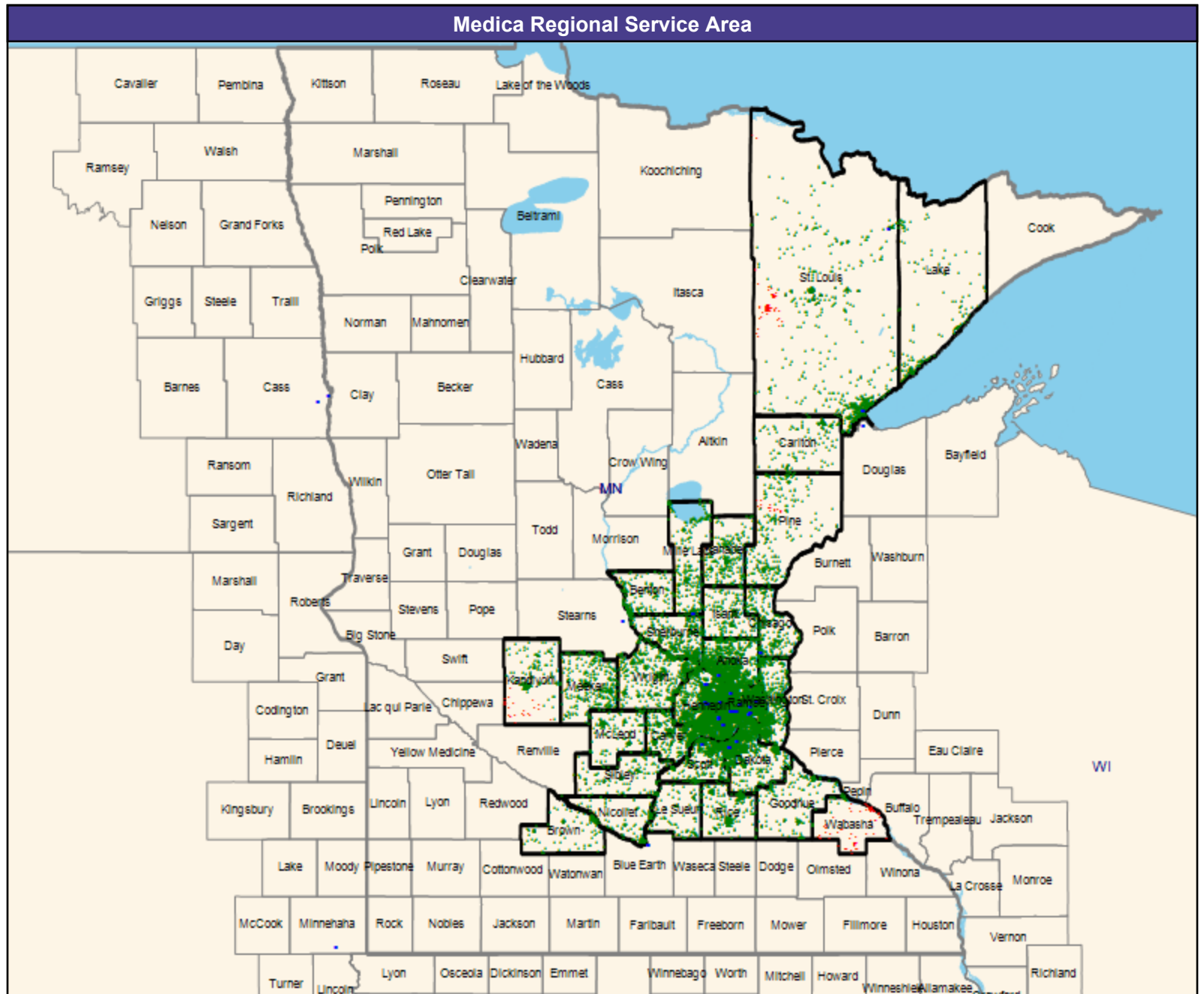
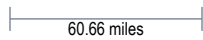
● Without access (220)

The Access Standard is defined as (National Proxy Census (Medica Elect MNN001)) eligibles accessing:

1 (Medica Elect MNN001 Colon and Rectal Surgery (Medica Regional Service Area)) provider in 60 miles or 60 minutes

Service Areas

□ Medica Elect MNN001



Access Detail By County

July 1, 2024

Created by...
Medica

Access Analysis
Colon and Rectal Surgery
Eligible / Provider Groups
National Proxy Census (Medica Elect MNN001)
Medica Elect MNN001 Colon and Rectal Surgery (Medica Regional Service Area)

All Eligibles										
State Abbr	County	Eligible	Provider	Counts	With Access		Without Access		Average Distance	Average Time
		#	Standard	#	#	%	#	%	1	1
MN	Anoka	1,740	1 in 60 miles or 60 mins	10	1,740	100.0	0	0.0	6.8	8.8
	Benton	243	1 in 60 miles or 60 mins	0	243	100.0	0	0.0	13.5	14.7
	Brown	135	1 in 60 miles or 60 mins	0	135	100.0	0	0.0	36.6	39.9
	Carlton	180	1 in 60 miles or 60 mins	0	180	100.0	0	0.0	25.2	27.5
	Carver	795	1 in 60 miles or 60 mins	0	795	100.0	0	0.0	13.9	15.5
	Chisago	271	1 in 60 miles or 60 mins	2	271	100.0	0	0.0	14.9	16.2
	Dakota	1,818	1 in 60 miles or 60 mins	12	1,818	100.0	0	0.0	7.4	9.6
	Goodhue	227	1 in 60 miles or 60 mins	0	227	100.0	0	0.0	42.4	50.9
	Hennepin	5,098	1 in 60 miles or 60 mins	66	5,098	100.0	0	0.0	4.1	6.3
	Isanti	226	1 in 60 miles or 60 mins	0	226	100.0	0	0.0	17.5	19.1
	Kanabec	347	1 in 60 miles or 60 mins	0	347	100.0	0	0.0	33.2	36.2
	Kandiyohi	231	1 in 60 miles or 60 mins	0	208	90.0	23	10.0	54.1	59.0
	Lake	213	1 in 60 miles or 60 mins	0	213	100.0	0	0.0	37.8	44.5
	Le Sueur	145	1 in 60 miles or 60 mins	0	145	100.0	0	0.0	21.5	23.4
	McLeod	199	1 in 60 miles or 60 mins	0	199	100.0	0	0.0	38.8	42.5
	Meeker	512	1 in 60 miles or 60 mins	0	512	100.0	0	0.0	35.3	38.4
	Mille Lacs	305	1 in 60 miles or 60 mins	0	305	100.0	0	0.0	21.0	22.9
	Nicollet	161	1 in 60 miles or 60 mins	0	161	100.0	0	0.0	14.4	15.6
	Pine	298	1 in 60 miles or 60 mins	0	281	94.3	17	5.7	46.1	50.3
	Ramsey	2,586	1 in 60 miles or 60 mins	29	2,586	100.0	0	0.0	3.1	5.1
	Rice	308	1 in 60 miles or 60 mins	0	308	100.0	0	0.0	27.9	32.8
	Scott	601	1 in 60 miles or 60 mins	1	601	100.0	0	0.0	8.3	9.4
	Sherburne	498	1 in 60 miles or 60 mins	2	498	100.0	0	0.0	14.2	15.7
	Sibley	167	1 in 60 miles or 60 mins	0	167	100.0	0	0.0	34.2	37.4
	St. Louis	919	1 in 60 miles or 60 mins	4	815	88.7	104	11.3	25.5	29.0
	Wabasha	104	1 in 60 miles or 60 mins	0	28	26.9	76	73.1	67.7	81.2
	Washington	1,030	1 in 60 miles or 60 mins	0	1,030	100.0	0	0.0	10.6	14.1
	Wright	743	1 in 60 miles or 60 mins	0	743	100.0	0	0.0	20.3	23.5
	Grand Totals	20,100	1 in 60 miles or 60 mins	126	19,880	98.9	220	1.1	13.0	15.6

Dermatology/Medica Elect/MNN001

July 1, 2024

Created by...
Medica

Medica Elect MNN001 Dermatology

422 providers at 247 locations

■ All providers

Dermatology

Employee Group

National Proxy Census (Medica Elect MNN001)

Provider Group

Medica Elect MNN001 Dermatology (Medica Regional Service Area)

20,100 eligible locations

◆ With access (20,057)

● Without access (43)

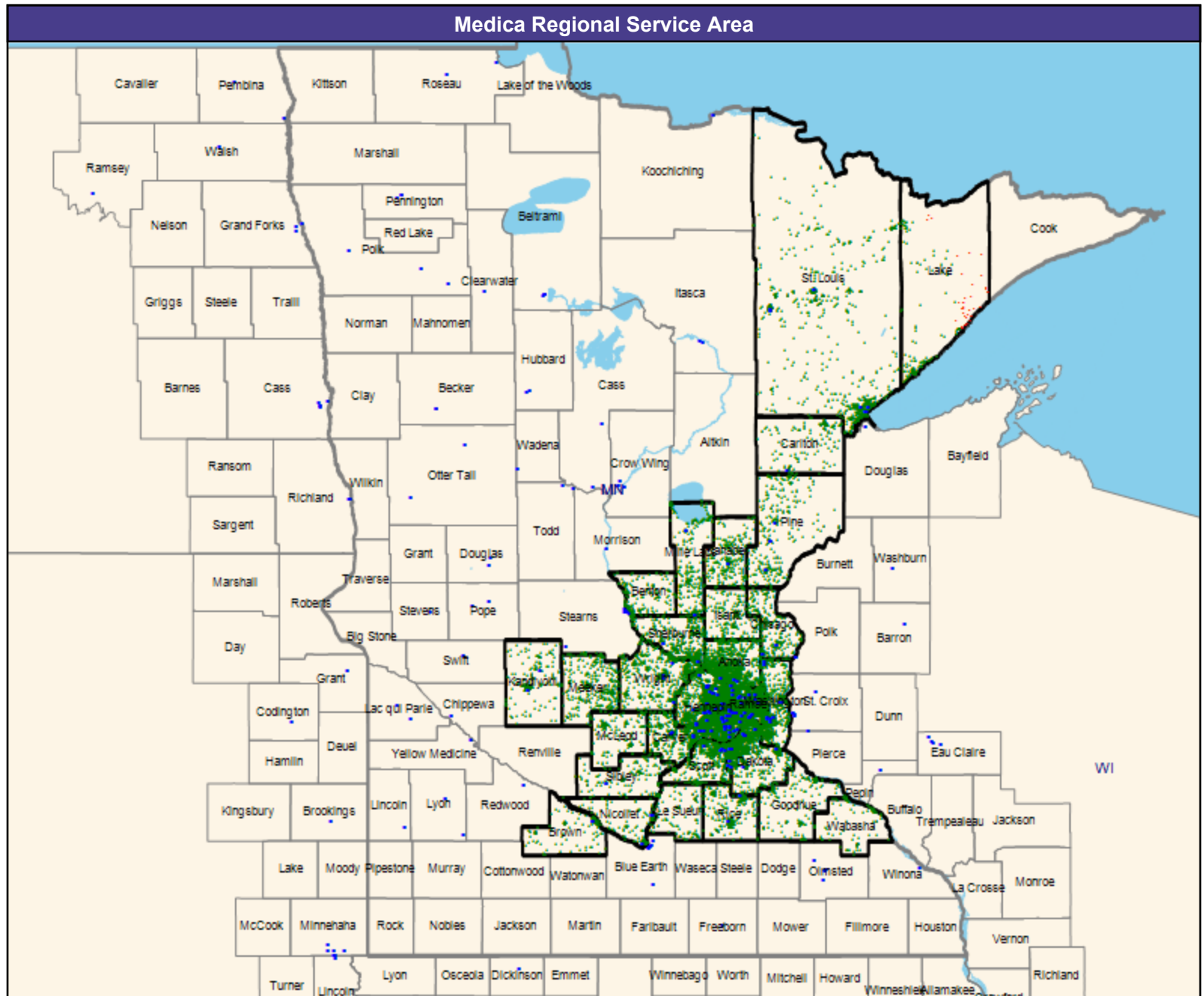
The Access Standard is defined as (National Proxy Census (Medica Elect MNN001)) eligibles accessing:

1 (Medica Elect MNN001 Dermatology (Medica Regional Service Area)) provider in 60 miles or 60 minutes

Service Areas

□ Medica Elect MNN001

60.66 miles



Access Detail By County

July 1, 2024

Created by...
Medica

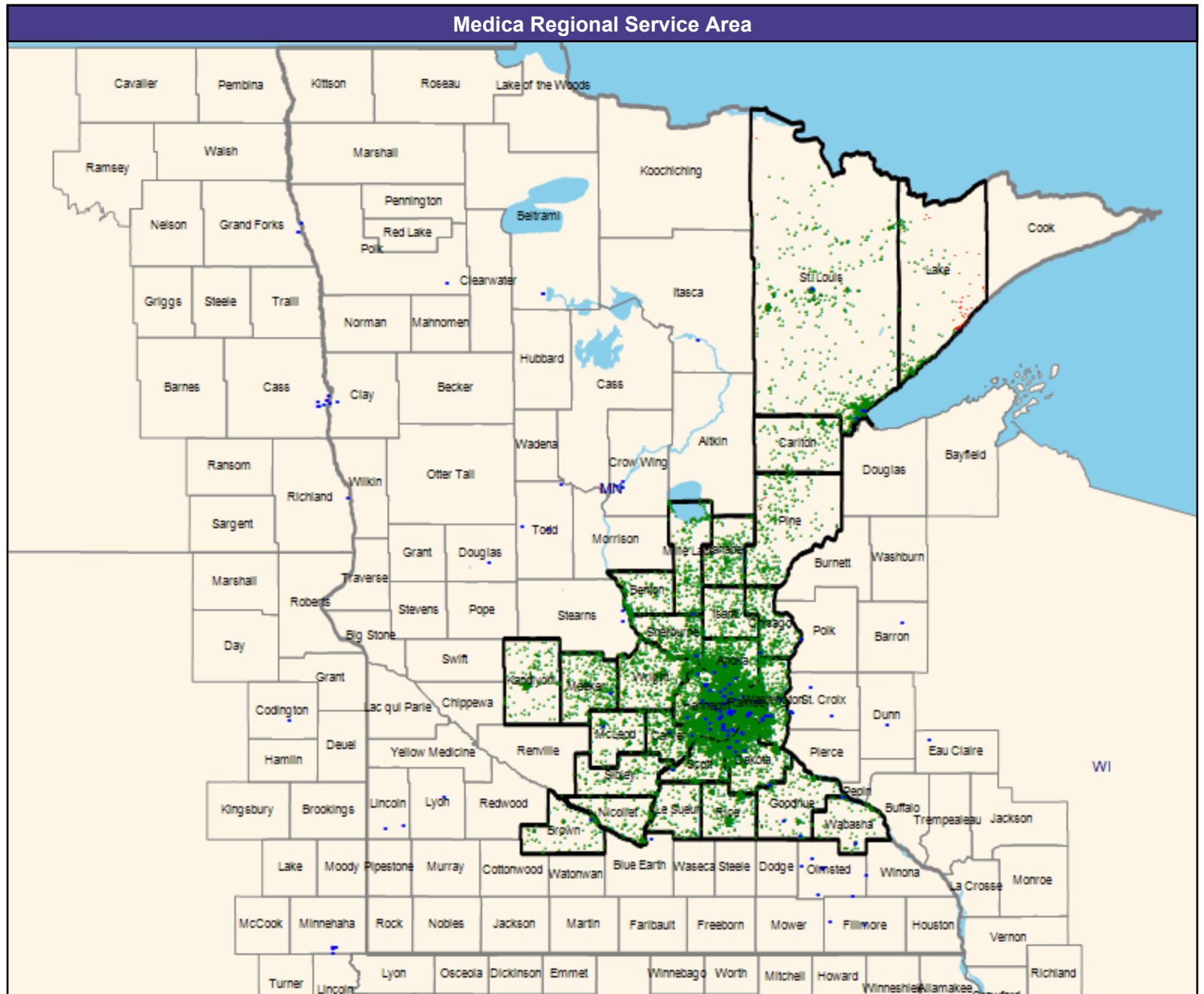
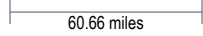
Access Analysis
Dermatology
Eligible / Provider Groups
National Proxy Census (Medica Elect MNN001)
Medica Elect MNN001 Dermatology (Medica Regional Service Area)

All Eligibles										
State Abbr	County	Eligible	Provider	Counts	With Access		Without Access		Average Distance	Average Time
		#	Standard	#	#	%	#	%	1	1
MN	Anoka	1,740	1 in 60 miles or 60 mins	51	1,740	100.0	0	0.0	4.8	6.0
	Benton	243	1 in 60 miles or 60 mins	0	243	100.0	0	0.0	8.6	9.4
	Brown	135	1 in 60 miles or 60 mins	2	135	100.0	0	0.0	11.0	11.9
	Carlton	180	1 in 60 miles or 60 mins	1	180	100.0	0	0.0	15.6	16.9
	Carver	795	1 in 60 miles or 60 mins	22	795	100.0	0	0.0	4.5	4.9
	Chisago	271	1 in 60 miles or 60 mins	7	271	100.0	0	0.0	9.2	10.0
	Dakota	1,818	1 in 60 miles or 60 mins	94	1,818	100.0	0	0.0	3.5	4.3
	Goodhue	227	1 in 60 miles or 60 mins	0	227	100.0	0	0.0	19.8	22.1
	Hennepin	5,098	1 in 60 miles or 60 mins	473	5,098	100.0	0	0.0	2.1	3.2
	Isanti	226	1 in 60 miles or 60 mins	0	226	100.0	0	0.0	16.4	17.9
	Kanabec	347	1 in 60 miles or 60 mins	2	347	100.0	0	0.0	6.2	6.8
	Kandiyohi	231	1 in 60 miles or 60 mins	13	231	100.0	0	0.0	6.0	6.5
	Lake	213	1 in 60 miles or 60 mins	0	170	79.8	43	20.2	44.4	48.4
	Le Sueur	145	1 in 60 miles or 60 mins	0	145	100.0	0	0.0	14.5	15.8
	McLeod	199	1 in 60 miles or 60 mins	0	199	100.0	0	0.0	20.8	22.7
	Meeker	512	1 in 60 miles or 60 mins	0	512	100.0	0	0.0	22.9	24.9
	Mille Lacs	305	1 in 60 miles or 60 mins	1	305	100.0	0	0.0	10.5	11.4
	Nicollet	161	1 in 60 miles or 60 mins	8	161	100.0	0	0.0	4.5	4.9
	Pine	298	1 in 60 miles or 60 mins	4	298	100.0	0	0.0	7.6	8.3
	Ramsey	2,586	1 in 60 miles or 60 mins	116	2,586	100.0	0	0.0	2.0	3.2
	Rice	308	1 in 60 miles or 60 mins	15	308	100.0	0	0.0	5.6	6.1
	Scott	601	1 in 60 miles or 60 mins	7	601	100.0	0	0.0	6.0	6.7
	Sherburne	498	1 in 60 miles or 60 mins	3	498	100.0	0	0.0	5.8	6.4
	Sibley	167	1 in 60 miles or 60 mins	1	167	100.0	0	0.0	12.5	13.6
	St. Louis	919	1 in 60 miles or 60 mins	22	919	100.0	0	0.0	11.5	12.7
	Wabasha	104	1 in 60 miles or 60 mins	0	104	100.0	0	0.0	21.3	23.4
	Washington	1,030	1 in 60 miles or 60 mins	51	1,030	100.0	0	0.0	3.8	4.5
	Wright	743	1 in 60 miles or 60 mins	35	743	100.0	0	0.0	7.1	7.8
	Grand Totals	20,100	1 in 60 miles or 60 mins	928	20,057	99.8	43	0.2	6.0	7.1

Endocrinology/Medica Elect/MNN001

July 1, 2024

Created by...
Medica



Access Detail By County

July 1, 2024

Created by...
Medica

Access Analysis
Endocrinology
Eligible / Provider Groups
National Proxy Census (Medica Elect MNN001)
Medica Elect MNN001
Endocrinology (Medica Regional Service Area)

All Eligibles										
State Abbr	County	Eligible	Provider	Counts	With Access		Without Access		Average Distance	Average Time
		#	Standard	#	#	%	#	%	1	1
MN	Anoka	1,740	1 in 60 miles or 60 mins	11	1,740	100.0	0	0.0	4.2	5.1
	Benton	243	1 in 60 miles or 60 mins	0	243	100.0	0	0.0	9.8	11.5
	Brown	135	1 in 60 miles or 60 mins	1	135	100.0	0	0.0	11.9	12.9
	Carlton	180	1 in 60 miles or 60 mins	0	180	100.0	0	0.0	24.8	29.7
	Carver	795	1 in 60 miles or 60 mins	4	795	100.0	0	0.0	5.3	6.0
	Chisago	271	1 in 60 miles or 60 mins	2	271	100.0	0	0.0	13.1	14.3
	Dakota	1,818	1 in 60 miles or 60 mins	23	1,818	100.0	0	0.0	4.5	5.6
	Goodhue	227	1 in 60 miles or 60 mins	3	227	100.0	0	0.0	10.1	11.0
	Hennepin	5,098	1 in 60 miles or 60 mins	339	5,098	100.0	0	0.0	2.2	3.4
	Isanti	226	1 in 60 miles or 60 mins	0	226	100.0	0	0.0	17.0	18.5
	Kanabec	347	1 in 60 miles or 60 mins	0	347	100.0	0	0.0	33.2	36.2
	Kandiyohi	231	1 in 60 miles or 60 mins	0	231	100.0	0	0.0	36.7	40.0
	Lake	213	1 in 60 miles or 60 mins	0	161	75.6	52	24.4	45.6	55.7
	Le Sueur	145	1 in 60 miles or 60 mins	0	145	100.0	0	0.0	15.8	17.2
	McLeod	199	1 in 60 miles or 60 mins	3	199	100.0	0	0.0	10.2	11.1
	Meeker	512	1 in 60 miles or 60 mins	3	512	100.0	0	0.0	13.3	14.4
	Mille Lacs	305	1 in 60 miles or 60 mins	0	305	100.0	0	0.0	19.1	20.8
	Nicollet	161	1 in 60 miles or 60 mins	0	161	100.0	0	0.0	9.5	10.4
	Pine	298	1 in 60 miles or 60 mins	0	294	98.7	4	1.3	45.1	50.4
	Ramsey	2,586	1 in 60 miles or 60 mins	46	2,586	100.0	0	0.0	2.8	4.5
	Rice	308	1 in 60 miles or 60 mins	0	308	100.0	0	0.0	22.3	24.5
	Scott	601	1 in 60 miles or 60 mins	1	601	100.0	0	0.0	8.2	9.5
	Sherburne	498	1 in 60 miles or 60 mins	3	498	100.0	0	0.0	8.3	9.0
	Sibley	167	1 in 60 miles or 60 mins	0	167	100.0	0	0.0	17.4	19.0
	St. Louis	919	1 in 60 miles or 60 mins	18	917	99.8	2	0.2	14.1	16.1
	Wabasha	104	1 in 60 miles or 60 mins	2	104	100.0	0	0.0	8.7	9.4
	Washington	1,030	1 in 60 miles or 60 mins	26	1,030	100.0	0	0.0	4.9	5.9
	Wright	743	1 in 60 miles or 60 mins	0	743	100.0	0	0.0	12.9	14.1
	Grand Totals	20,100	1 in 60 miles or 60 mins	485	20,042	99.7	58	0.3	8.2	9.7

Gastroenterology/Medica Elect/MNN001

July 1, 2024

Created by...
Medica

Medica Elect MNN001 Gastroenterology

372 providers at 147 locations

■ All providers

Gastroenterology

Employee Group

National Proxy Census (Medica Elect MNN001)

Provider Group

Medica Elect MNN001

Gastroenterology (Medica Regional Service Area)

20,100 eligible locations

◆ With access (20,098)

● Without access (2)

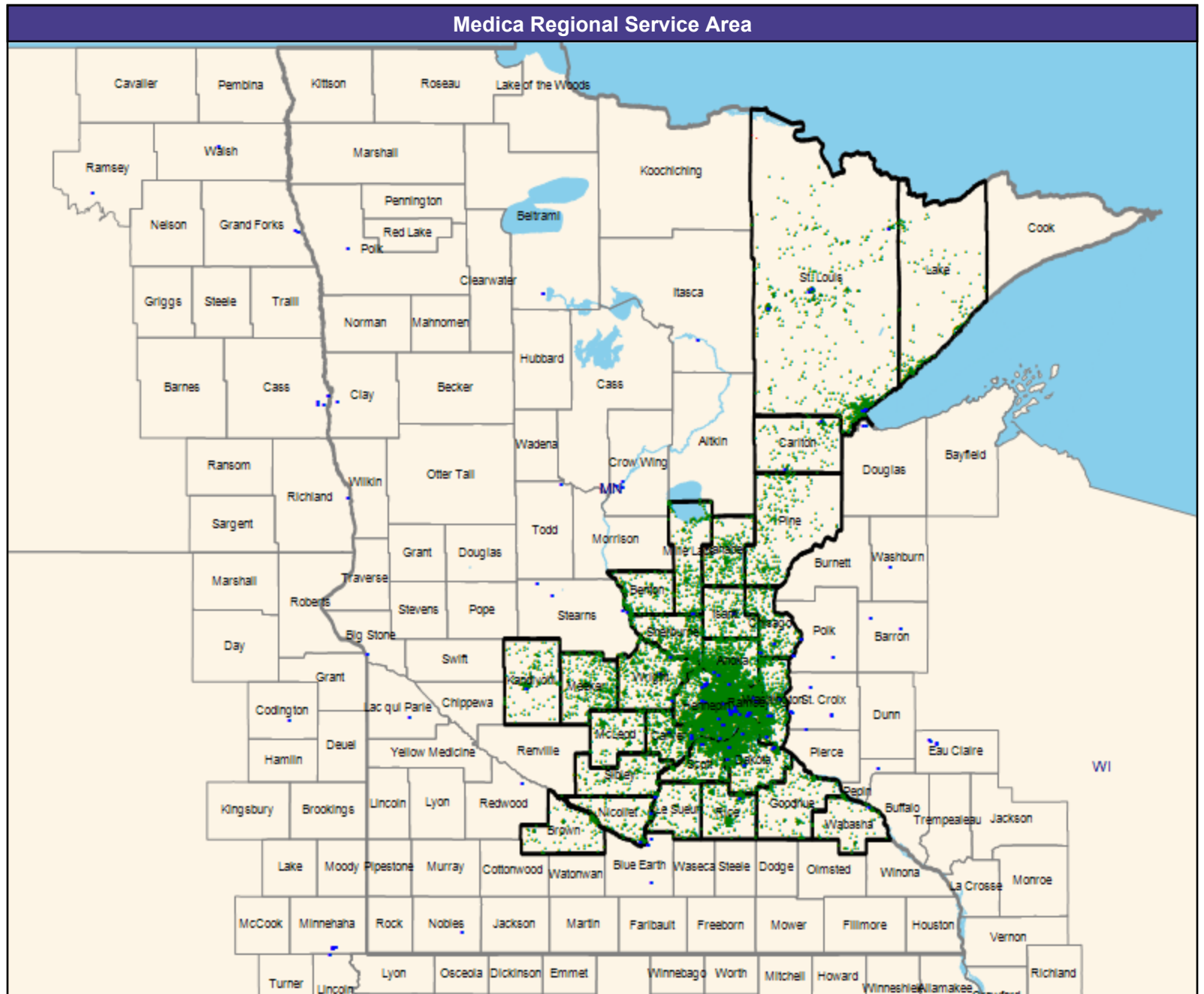
The Access Standard is defined as
(National Proxy Census (Medica Elect MNN001)) eligibles accessing:

1 (Medica Elect MNN001 Gastroenterology (Medica Regional Service Area)) provider in 60 miles or 60 minutes

Service Areas

□ Medica Elect MNN001

60.66 miles



Access Detail By County

July 1, 2024

Created by...
Medica

Access Analysis
Gastroenterology
Eligible / Provider Groups
National Proxy Census (Medica Elect MNN001)
Medica Elect MNN001
Gastroenterology (Medica Regional Service Area)

All Eligibles										
State Abbr	County	Eligible	Provider	Counts	With Access		Without Access		Average Distance	Average Time
		#	Standard	#	#	%	#	%	1	1
MN	Anoka	1,740	1 in 60 miles or 60 mins	123	1,740	100.0	0	0.0	5.9	7.3
	Benton	243	1 in 60 miles or 60 mins	0	243	100.0	0	0.0	8.9	10.4
	Brown	135	1 in 60 miles or 60 mins	0	135	100.0	0	0.0	27.2	29.6
	Carlton	180	1 in 60 miles or 60 mins	4	180	100.0	0	0.0	7.0	7.6
	Carver	795	1 in 60 miles or 60 mins	29	795	100.0	0	0.0	4.9	5.4
	Chisago	271	1 in 60 miles or 60 mins	6	271	100.0	0	0.0	8.7	9.4
	Dakota	1,818	1 in 60 miles or 60 mins	138	1,818	100.0	0	0.0	4.2	5.5
	Goodhue	227	1 in 60 miles or 60 mins	0	227	100.0	0	0.0	22.5	24.5
	Hennepin	5,098	1 in 60 miles or 60 mins	771	5,098	100.0	0	0.0	3.4	5.2
	Isanti	226	1 in 60 miles or 60 mins	1	226	100.0	0	0.0	7.5	8.1
	Kanabec	347	1 in 60 miles or 60 mins	0	347	100.0	0	0.0	24.3	26.5
	Kandiyohi	231	1 in 60 miles or 60 mins	2	231	100.0	0	0.0	8.6	9.4
	Lake	213	1 in 60 miles or 60 mins	0	213	100.0	0	0.0	37.2	43.4
	Le Sueur	145	1 in 60 miles or 60 mins	1	145	100.0	0	0.0	12.8	13.9
	McLeod	199	1 in 60 miles or 60 mins	0	199	100.0	0	0.0	25.1	27.3
	Meeker	512	1 in 60 miles or 60 mins	0	512	100.0	0	0.0	26.5	29.1
	Mille Lacs	305	1 in 60 miles or 60 mins	0	305	100.0	0	0.0	19.1	20.8
	Nicollet	161	1 in 60 miles or 60 mins	2	161	100.0	0	0.0	7.4	8.0
	Pine	298	1 in 60 miles or 60 mins	0	298	100.0	0	0.0	23.8	25.9
	Ramsey	2,586	1 in 60 miles or 60 mins	175	2,586	100.0	0	0.0	2.9	4.6
	Rice	308	1 in 60 miles or 60 mins	1	308	100.0	0	0.0	11.4	12.4
	Scott	601	1 in 60 miles or 60 mins	14	601	100.0	0	0.0	6.9	7.7
	Sherburne	498	1 in 60 miles or 60 mins	3	498	100.0	0	0.0	9.0	9.9
	Sibley	167	1 in 60 miles or 60 mins	0	167	100.0	0	0.0	19.7	21.5
	St. Louis	919	1 in 60 miles or 60 mins	59	917	99.8	2	0.2	9.3	10.7
	Wabasha	104	1 in 60 miles or 60 mins	1	104	100.0	0	0.0	15.2	16.5
	Washington	1,030	1 in 60 miles or 60 mins	126	1,030	100.0	0	0.0	4.1	5.0
	Wright	743	1 in 60 miles or 60 mins	3	743	100.0	0	0.0	8.6	9.5
	Grand Totals	20,100	1 in 60 miles or 60 mins	1,459	20,098	99.9	2	0.1	7.6	9.1

General Surgery/Medica Elect/MNN001

July 1, 2024

Created by...
Medica

Medica Elect MNN001 General Surgery

806 providers at 431 locations

■ All providers

General Surgery

Employee Group

National Proxy Census (Medica Elect MNN001)

Provider Group

Medica Elect MNN001 General Surgery (Medica Regional Service Area)

20,100 eligible locations

◆ With access (20,100)

● Without access (0)

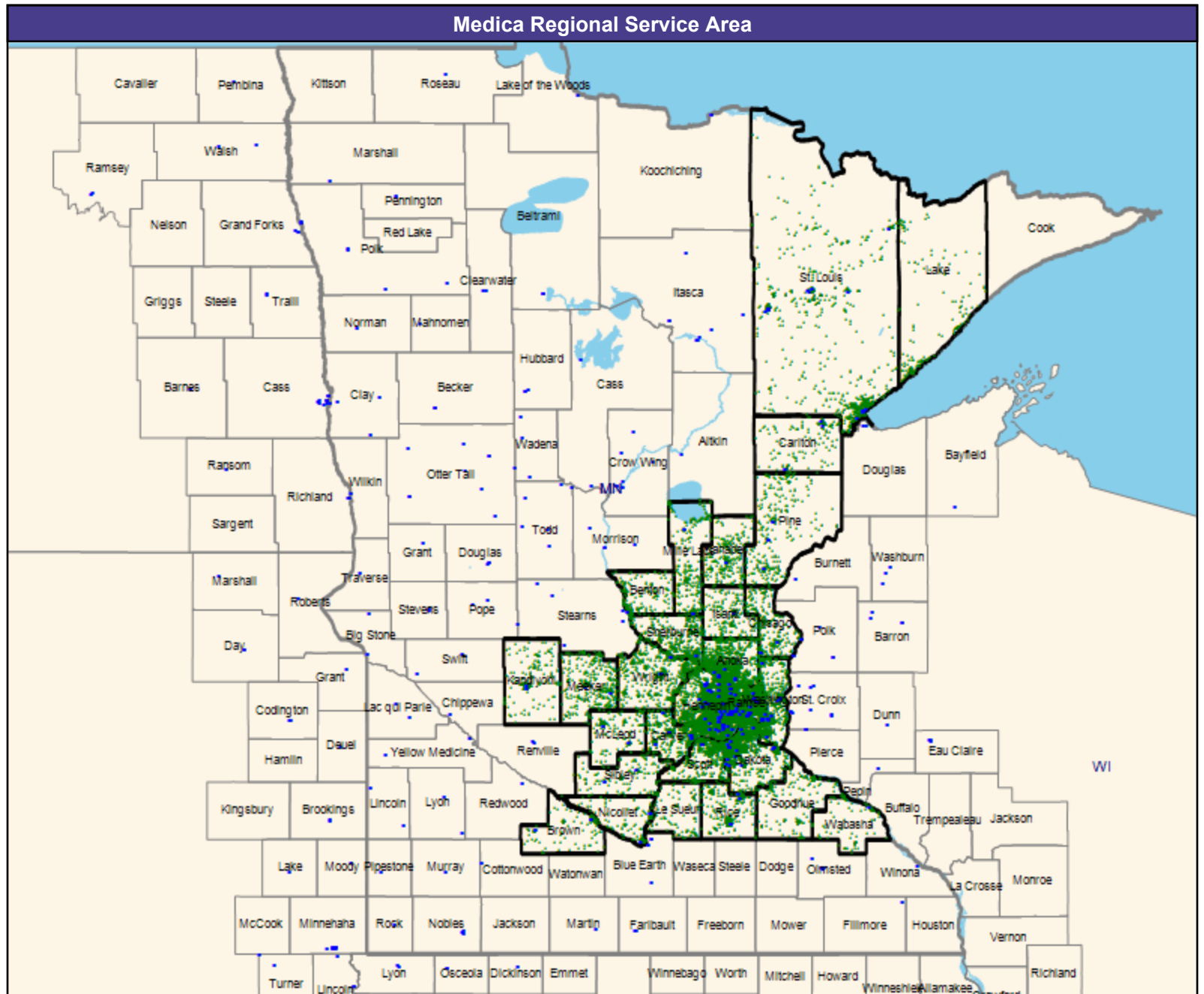
The Access Standard is defined as (National Proxy Census (Medica Elect MNN001)) eligibles accessing:

1 (Medica Elect MNN001 General Surgery (Medica Regional Service Area)) provider in 60 miles or 60 minutes

Service Areas

□ Medica Elect MNN001

60.66 miles



Access Detail By County

July 1, 2024

Created by...
Medica

Access Analysis
General Surgery
Eligible / Provider Groups
National Proxy Census (Medica Elect MNN001)
Medica Elect MNN001 General Surgery (Medica Regional Service Area)

All Eligibles										
State Abbr	County	Eligible	Provider	Counts	With Access		Without Access		Average Distance	Average Time
		#	Standard	#	#	%	#	%	1	1
MN	Anoka	1,740	1 in 60 miles or 60 mins	137	1,740	100.0	0	0.0	4.0	4.9
	Benton	243	1 in 60 miles or 60 mins	0	243	100.0	0	0.0	8.6	9.9
	Brown	135	1 in 60 miles or 60 mins	9	135	100.0	0	0.0	6.7	7.3
	Carlton	180	1 in 60 miles or 60 mins	14	180	100.0	0	0.0	6.2	6.8
	Carver	795	1 in 60 miles or 60 mins	35	795	100.0	0	0.0	3.4	3.8
	Chisago	271	1 in 60 miles or 60 mins	36	271	100.0	0	0.0	7.7	8.4
	Dakota	1,818	1 in 60 miles or 60 mins	102	1,818	100.0	0	0.0	2.8	3.5
	Goodhue	227	1 in 60 miles or 60 mins	0	227	100.0	0	0.0	19.0	21.2
	Hennepin	5,098	1 in 60 miles or 60 mins	841	5,098	100.0	0	0.0	2.3	3.4
	Isanti	226	1 in 60 miles or 60 mins	19	226	100.0	0	0.0	7.4	8.0
	Kanabec	347	1 in 60 miles or 60 mins	4	347	100.0	0	0.0	6.2	6.8
	Kandiyohi	231	1 in 60 miles or 60 mins	18	231	100.0	0	0.0	7.0	7.6
	Lake	213	1 in 60 miles or 60 mins	0	213	100.0	0	0.0	35.4	41.4
	Le Sueur	145	1 in 60 miles or 60 mins	0	145	100.0	0	0.0	14.5	15.8
	McLeod	199	1 in 60 miles or 60 mins	4	199	100.0	0	0.0	5.4	5.8
	Meeker	512	1 in 60 miles or 60 mins	7	512	100.0	0	0.0	6.6	7.2
	Mille Lacs	305	1 in 60 miles or 60 mins	6	305	100.0	0	0.0	10.5	11.4
	Nicollet	161	1 in 60 miles or 60 mins	5	161	100.0	0	0.0	4.5	4.9
	Pine	298	1 in 60 miles or 60 mins	10	298	100.0	0	0.0	7.5	8.2
	Ramsey	2,586	1 in 60 miles or 60 mins	200	2,586	100.0	0	0.0	2.0	3.2
	Rice	308	1 in 60 miles or 60 mins	15	308	100.0	0	0.0	5.2	5.7
	Scott	601	1 in 60 miles or 60 mins	17	601	100.0	0	0.0	6.6	7.3
	Sherburne	498	1 in 60 miles or 60 mins	42	498	100.0	0	0.0	6.4	7.0
	Sibley	167	1 in 60 miles or 60 mins	5	167	100.0	0	0.0	7.3	8.0
	St. Louis	919	1 in 60 miles or 60 mins	122	919	100.0	0	0.0	8.0	9.2
	Wabasha	104	1 in 60 miles or 60 mins	2	104	100.0	0	0.0	12.5	13.7
	Washington	1,030	1 in 60 miles or 60 mins	46	1,030	100.0	0	0.0	3.1	3.7
	Wright	743	1 in 60 miles or 60 mins	105	743	100.0	0	0.0	7.7	8.4
	Grand Totals	20,100	1 in 60 miles or 60 mins	1,801	20,100	100.0	0	0.0	4.7	5.7

Genetics/Medica Elect/MNN001

July 1, 2024

Created by...
Medica

Medica Elect MNN001 Genetics

169 providers at 92 locations

■ All providers

Genetics

Employee Group

National Proxy Census (Medica Elect MNN001)

Provider Group

Medica Elect MNN001 Genetics (Medica Regional Service Area)

20,100 eligible locations

◆ With access (19,532)

● Without access (568)

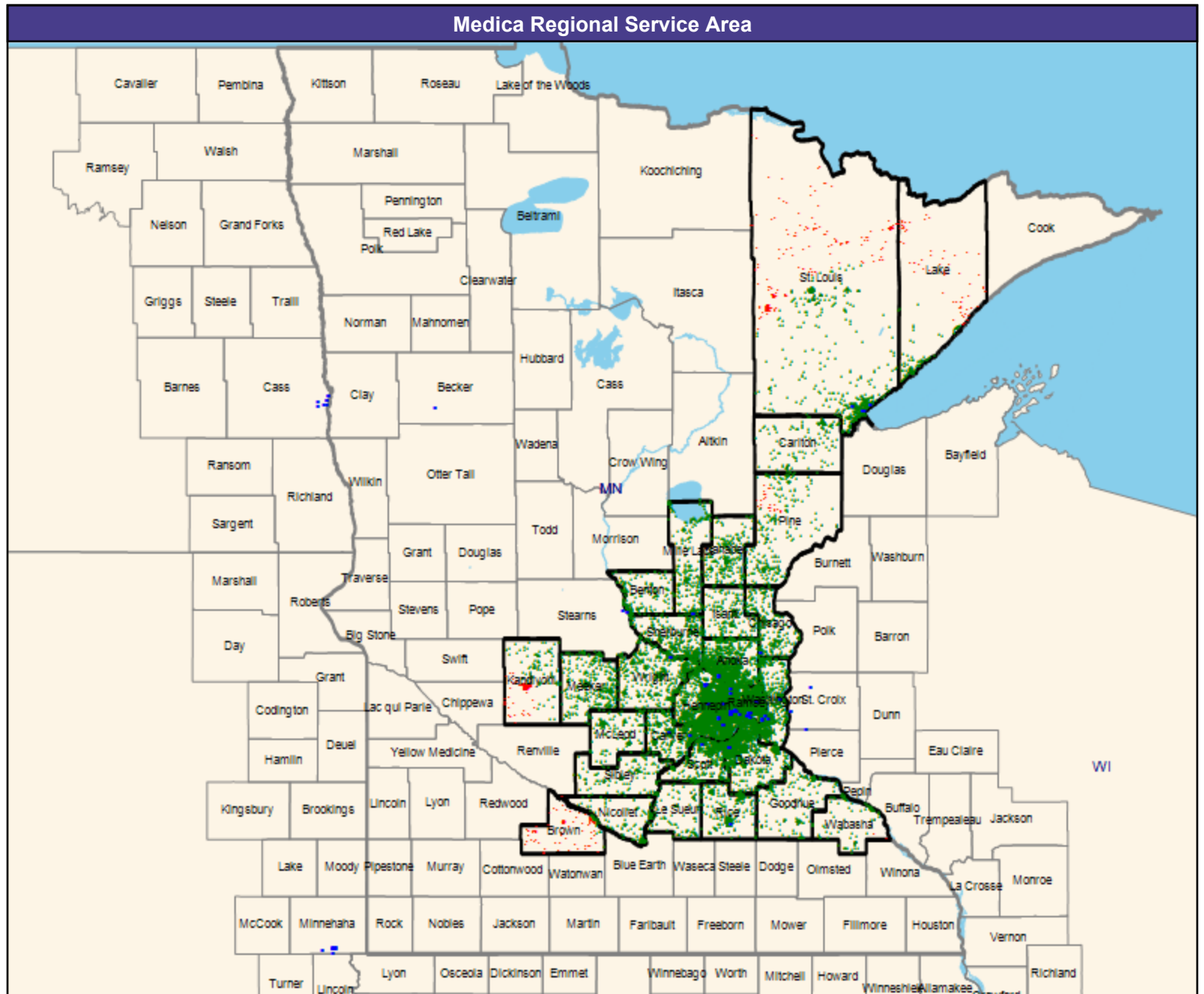
The Access Standard is defined as (National Proxy Census (Medica Elect MNN001)) eligibles accessing:

1 (Medica Elect MNN001 Genetics (Medica Regional Service Area)) provider in 60 miles or 60 minutes

Service Areas

□ Medica Elect MNN001

60.66 miles



Access Detail By County

July 1, 2024

Created by...
Medica

Access Analysis
Genetics
Eligible / Provider Groups
National Proxy Census (Medica Elect MNN001)
Medica Elect MNN001 Genetics (Medica Regional Service Area)

All Eligibles										
State Abbr	County	Eligible	Provider	Counts	With Access		Without Access		Average Distance	Average Time
		#	Standard	#	#	%	#	%	1	1
MN	Anoka	1,740	1 in 60 miles or 60 mins	21	1,740	100.0	0	0.0	6.4	8.4
	Benton	243	1 in 60 miles or 60 mins	0	243	100.0	0	0.0	8.8	10.3
	Brown	135	1 in 60 miles or 60 mins	0	26	19.3	109	80.7	67.4	73.4
	Carlton	180	1 in 60 miles or 60 mins	0	180	100.0	0	0.0	27.7	30.2
	Carver	795	1 in 60 miles or 60 mins	7	795	100.0	0	0.0	5.5	6.1
	Chisago	271	1 in 60 miles or 60 mins	8	271	100.0	0	0.0	14.9	16.2
	Dakota	1,818	1 in 60 miles or 60 mins	18	1,818	100.0	0	0.0	7.5	9.7
	Goodhue	227	1 in 60 miles or 60 mins	0	227	100.0	0	0.0	26.0	28.5
	Hennepin	5,098	1 in 60 miles or 60 mins	236	5,098	100.0	0	0.0	3.9	5.9
	Isanti	226	1 in 60 miles or 60 mins	0	226	100.0	0	0.0	17.5	19.1
	Kanabec	347	1 in 60 miles or 60 mins	0	347	100.0	0	0.0	33.2	36.2
	Kandiyohi	231	1 in 60 miles or 60 mins	0	106	45.9	125	54.1	57.7	66.7
	Lake	213	1 in 60 miles or 60 mins	0	144	67.6	69	32.4	47.0	51.2
	Le Sueur	145	1 in 60 miles or 60 mins	0	145	100.0	0	0.0	24.7	26.9
	McLeod	199	1 in 60 miles or 60 mins	0	199	100.0	0	0.0	25.4	27.7
	Meeker	512	1 in 60 miles or 60 mins	0	512	100.0	0	0.0	37.8	42.3
	Mille Lacs	305	1 in 60 miles or 60 mins	0	305	100.0	0	0.0	21.0	22.9
	Nicollet	161	1 in 60 miles or 60 mins	0	160	99.4	1	0.6	42.6	46.5
	Pine	298	1 in 60 miles or 60 mins	0	271	90.9	27	9.1	47.3	51.6
	Ramsey	2,586	1 in 60 miles or 60 mins	78	2,586	100.0	0	0.0	2.8	4.6
	Rice	308	1 in 60 miles or 60 mins	6	308	100.0	0	0.0	9.9	10.8
	Scott	601	1 in 60 miles or 60 mins	3	601	100.0	0	0.0	7.8	8.9
	Sherburne	498	1 in 60 miles or 60 mins	2	498	100.0	0	0.0	9.0	9.9
	Sibley	167	1 in 60 miles or 60 mins	0	167	100.0	0	0.0	33.1	36.1
	St. Louis	919	1 in 60 miles or 60 mins	8	684	74.4	235	25.6	32.1	35.2
	Wabasha	104	1 in 60 miles or 60 mins	0	102	98.1	2	1.9	48.8	53.2
	Washington	1,030	1 in 60 miles or 60 mins	31	1,030	100.0	0	0.0	4.8	5.8
	Wright	743	1 in 60 miles or 60 mins	2	743	100.0	0	0.0	13.4	14.8
	Grand Totals	20,100	1 in 60 miles or 60 mins	420	19,532	97.2	568	2.8	12.1	14.2

Infectious Disease/Medica Elect/MNN001

July 1, 2024

Created by...
Medica

Medica Elect MNN001 Infectious Disease

10 providers at 13 locations

■ All providers

Infectious Disease

Employee Group

National Proxy Census (Medica Elect MNN001)

Provider Group

Medica Elect MNN001 Infectious Disease (Medica Regional Service Area)

20,100 eligible locations

◆ With access (17,943)

● Without access (2,157)

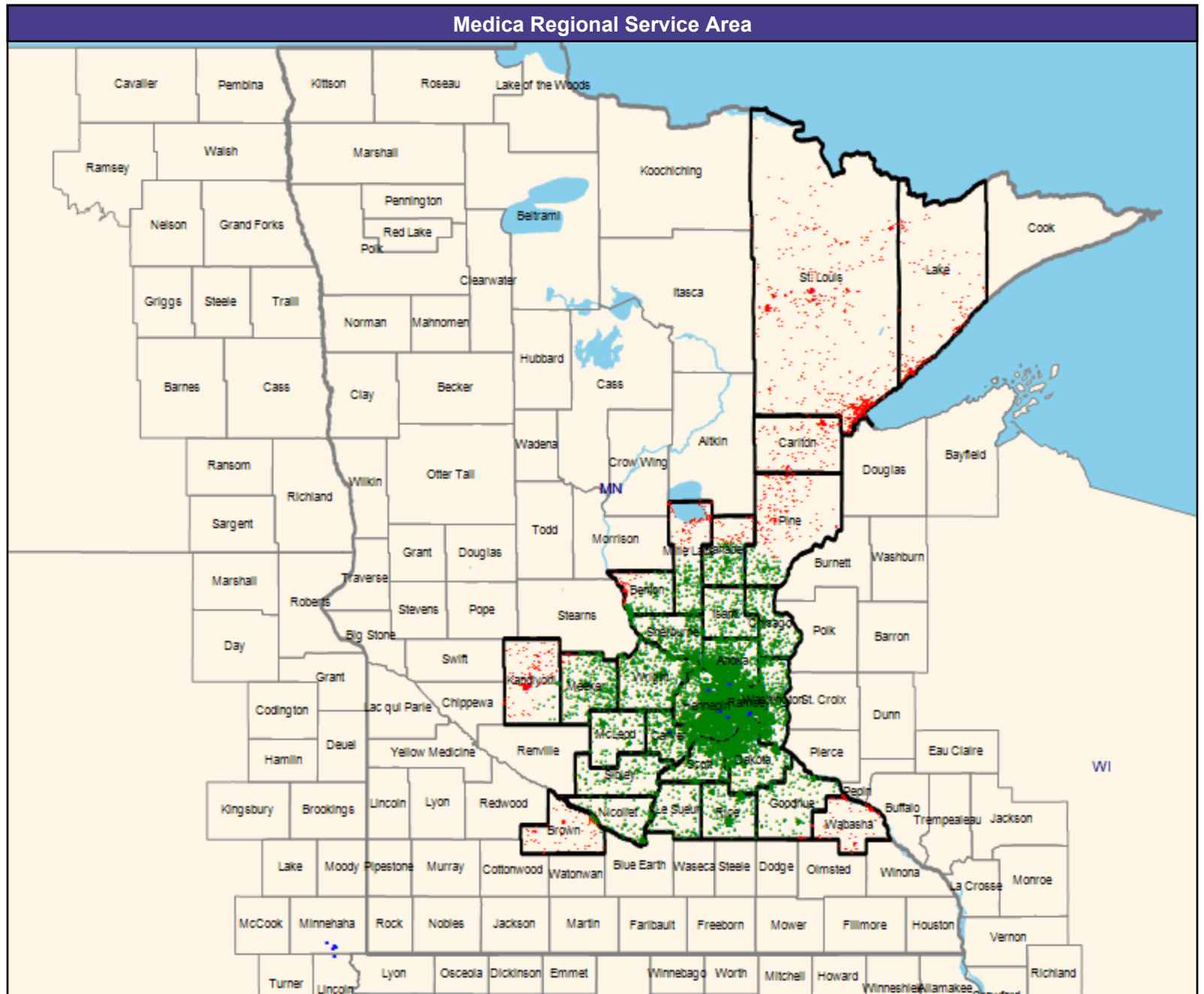
The Access Standard is defined as (National Proxy Census (Medica Elect MNN001)) eligibles accessing:

1 (Medica Elect MNN001 Infectious Disease (Medica Regional Service Area)) provider in 60 miles or 60 minutes

Service Areas

□ Medica Elect MNN001

60.66 miles



Access Detail By County

July 1, 2024

Created by...
Medica

Access Analysis
Infectious Disease
Eligible / Provider Groups
National Proxy Census (Medica Elect MNN001)
Medica Elect MNN001 Infectious Disease (Medica Regional Service Area)

All Eligibles										
State Abbr	County	Eligible	Provider	Counts	With Access		Without Access		Average Distance	Average Time
		#	Standard	#	#	%	#	%	1	1
MN	Anoka	1,740	1 in 60 miles or 60 mins	1	1,740	100.0	0	0.0	9.0	11.4
	Benton	243	1 in 60 miles or 60 mins	0	185	76.1	58	23.9	57.9	65.0
	Brown	135	1 in 60 miles or 60 mins	0	22	16.3	113	83.7	67.9	74.0
	Carlton	180	1 in 60 miles or 60 mins	0	0	0.0	180	100.0	111.6	133.9
	Carver	795	1 in 60 miles or 60 mins	2	795	100.0	0	0.0	9.5	10.6
	Chisago	271	1 in 60 miles or 60 mins	0	271	100.0	0	0.0	36.2	43.4
	Dakota	1,818	1 in 60 miles or 60 mins	0	1,818	100.0	0	0.0	15.2	23.3
	Goodhue	227	1 in 60 miles or 60 mins	0	213	93.8	14	6.2	47.9	67.6
	Hennepin	5,098	1 in 60 miles or 60 mins	3	5,098	100.0	0	0.0	6.3	9.8
	Isanti	226	1 in 60 miles or 60 mins	0	226	100.0	0	0.0	30.7	36.8
	Kanabec	347	1 in 60 miles or 60 mins	0	298	85.9	49	14.1	53.5	64.2
	Kandiyohi	231	1 in 60 miles or 60 mins	0	17	7.4	214	92.6	67.5	73.6
	Lake	213	1 in 60 miles or 60 mins	0	0	0.0	213	100.0	172.7	207.2
	Le Sueur	145	1 in 60 miles or 60 mins	0	145	100.0	0	0.0	35.1	38.3
	McLeod	199	1 in 60 miles or 60 mins	0	199	100.0	0	0.0	25.4	27.7
	Meeker	512	1 in 60 miles or 60 mins	0	499	97.5	13	2.5	46.3	50.7
	Mille Lacs	305	1 in 60 miles or 60 mins	0	205	67.2	100	32.8	53.7	64.4
	Nicollet	161	1 in 60 miles or 60 mins	0	160	99.4	1	0.6	46.6	50.8
	Pine	298	1 in 60 miles or 60 mins	0	118	39.6	180	60.4	69.4	83.3
	Ramsey	2,586	1 in 60 miles or 60 mins	3	2,586	100.0	0	0.0	5.2	8.7
	Rice	308	1 in 60 miles or 60 mins	0	308	100.0	0	0.0	40.6	53.1
	Scott	601	1 in 60 miles or 60 mins	0	601	100.0	0	0.0	19.2	24.3
	Sherburne	498	1 in 60 miles or 60 mins	0	498	100.0	0	0.0	30.9	36.2
	Sibley	167	1 in 60 miles or 60 mins	0	167	100.0	0	0.0	33.1	36.1
	St. Louis	919	1 in 60 miles or 60 mins	0	0	0.0	919	100.0	151.6	187.9
	Wabasha	104	1 in 60 miles or 60 mins	0	1	1.0	103	99.0	72.7	99.2
	Washington	1,030	1 in 60 miles or 60 mins	0	1,030	100.0	0	0.0	14.9	21.3
	Wright	743	1 in 60 miles or 60 mins	0	743	100.0	0	0.0	25.3	29.0
	Grand Totals	20,100	1 in 60 miles or 60 mins	9	17,943	89.3	2,157	10.7	27.0	34.0

Mammography/Medica Elect/MNN001

July 1, 2024

Created by...
Medica

Medica Elect MNN001 Mammography

103 providers at 103 locations

■ All providers

Mammography

Employee Group

National Proxy Census (Medica Elect MNN001)

Provider Group

Medica Elect MNN001 Mammography (Medica Regional Service Area)

20,100 eligible locations

◆ With access (20,100)

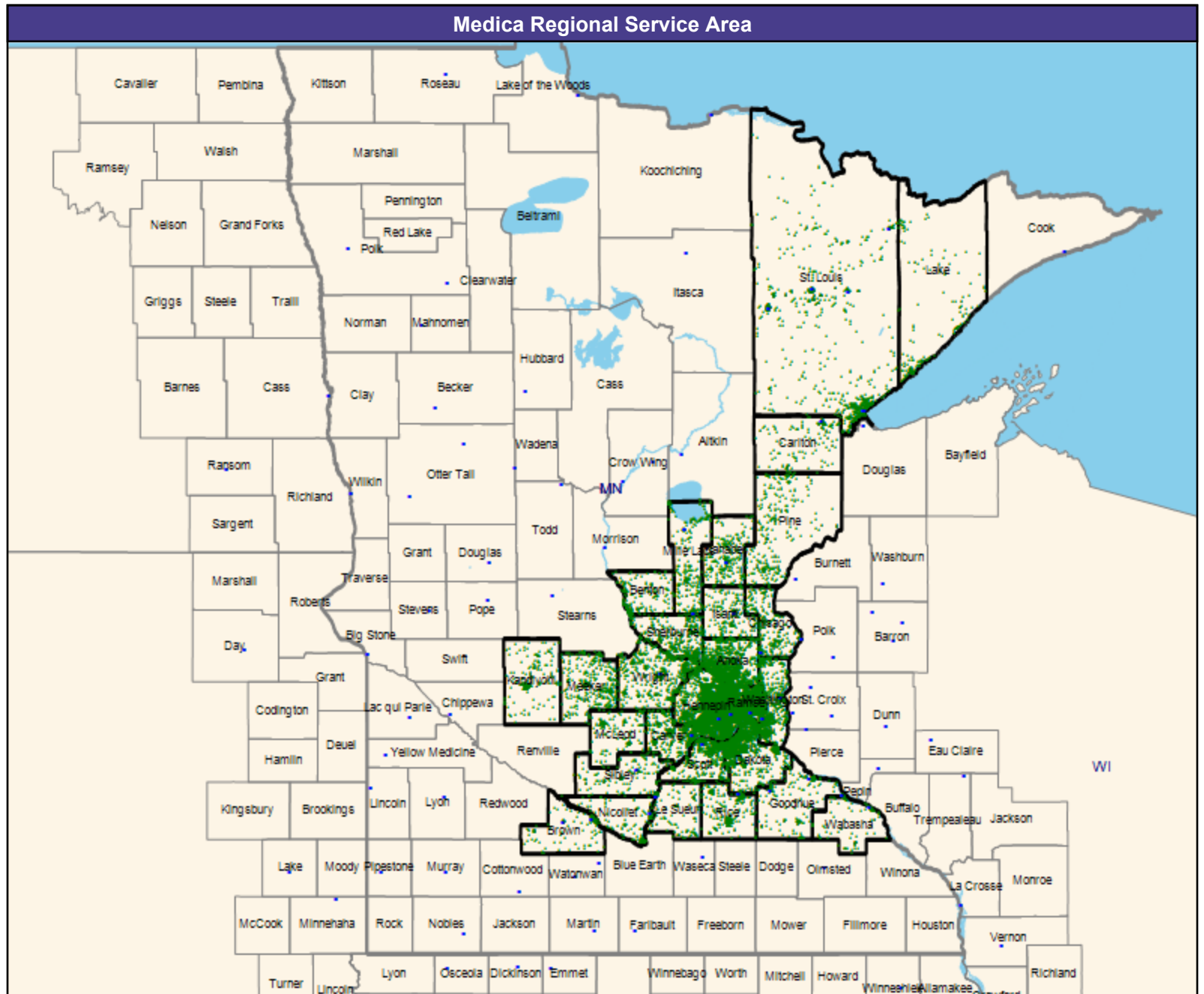
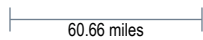
● Without access (0)

The Access Standard is defined as (National Proxy Census (Medica Elect MNN001)) eligibles accessing:

1 (Medica Elect MNN001 Mammography (Medica Regional Service Area)) provider in 60 miles or 60 minutes

Service Areas

□ Medica Elect MNN001



Access Detail By County

July 1, 2024

Created by...
Medica

Access Analysis
Mammography
Eligible / Provider Groups
National Proxy Census (Medica Elect MNN001)
Medica Elect MNN001
Mammography (Medica Regional Service Area)

All Eligibles										
State Abbr	County	Eligible	Provider	Counts	With Access		Without Access		Average Distance	Average Time
		#	Standard	#	#	%	#	%	1	1
MN	Anoka	1,740	1 in 60 miles or 60 mins	0	1,740	100.0	0	0.0	15.8	21.4
	Benton	243	1 in 60 miles or 60 mins	0	243	100.0	0	0.0	25.4	27.7
	Brown	135	1 in 60 miles or 60 mins	2	135	100.0	0	0.0	6.3	6.8
	Carlton	180	1 in 60 miles or 60 mins	1	180	100.0	0	0.0	12.2	13.2
	Carver	795	1 in 60 miles or 60 mins	1	795	100.0	0	0.0	8.7	9.6
	Chisago	271	1 in 60 miles or 60 mins	1	271	100.0	0	0.0	10.4	11.3
	Dakota	1,818	1 in 60 miles or 60 mins	1	1,818	100.0	0	0.0	12.6	15.9
	Goodhue	227	1 in 60 miles or 60 mins	3	227	100.0	0	0.0	9.4	10.3
	Hennepin	5,098	1 in 60 miles or 60 mins	2	5,098	100.0	0	0.0	7.8	12.6
	Isanti	226	1 in 60 miles or 60 mins	1	226	100.0	0	0.0	7.4	8.1
	Kanabec	347	1 in 60 miles or 60 mins	1	347	100.0	0	0.0	6.7	7.3
	Kandiyohi	231	1 in 60 miles or 60 mins	0	231	100.0	0	0.0	35.2	38.4
	Lake	213	1 in 60 miles or 60 mins	0	213	100.0	0	0.0	35.4	42.1
	Le Sueur	145	1 in 60 miles or 60 mins	1	145	100.0	0	0.0	12.6	13.7
	McLeod	199	1 in 60 miles or 60 mins	0	199	100.0	0	0.0	23.4	25.5
	Meeker	512	1 in 60 miles or 60 mins	0	512	100.0	0	0.0	32.4	35.3
	Mille Lacs	305	1 in 60 miles or 60 mins	1	305	100.0	0	0.0	10.5	11.4
	Nicollet	161	1 in 60 miles or 60 mins	1	161	100.0	0	0.0	9.1	9.9
	Pine	298	1 in 60 miles or 60 mins	0	298	100.0	0	0.0	24.2	26.4
	Ramsey	2,586	1 in 60 miles or 60 mins	1	2,586	100.0	0	0.0	5.7	9.5
	Rice	308	1 in 60 miles or 60 mins	0	308	100.0	0	0.0	11.5	12.5
	Scott	601	1 in 60 miles or 60 mins	1	601	100.0	0	0.0	8.8	9.7
	Sherburne	498	1 in 60 miles or 60 mins	1	498	100.0	0	0.0	15.3	16.6
	Sibley	167	1 in 60 miles or 60 mins	1	167	100.0	0	0.0	10.1	11.0
	St. Louis	919	1 in 60 miles or 60 mins	6	919	100.0	0	0.0	8.7	10.1
	Wabasha	104	1 in 60 miles or 60 mins	1	104	100.0	0	0.0	10.2	11.1
	Washington	1,030	1 in 60 miles or 60 mins	2	1,030	100.0	0	0.0	5.7	6.8
	Wright	743	1 in 60 miles or 60 mins	1	743	100.0	0	0.0	12.2	13.4
	Grand Totals	20,100	1 in 60 miles or 60 mins	30	20,100	100.0	0	0.0	11.1	14.2

Nephrology/Medica Elect/MNN001

July 1, 2024

Created by...
Medica

Medica Elect MNN001 Nephrology

238 providers at 196 locations

■ All providers

Nephrology

Employee Group

National Proxy Census (Medica Elect MNN001)

Provider Group

Medica Elect MNN001 Nephrology
(Medica Regional Service Area)

20,100 eligible locations

◆ With access (20,048)

● Without access (52)

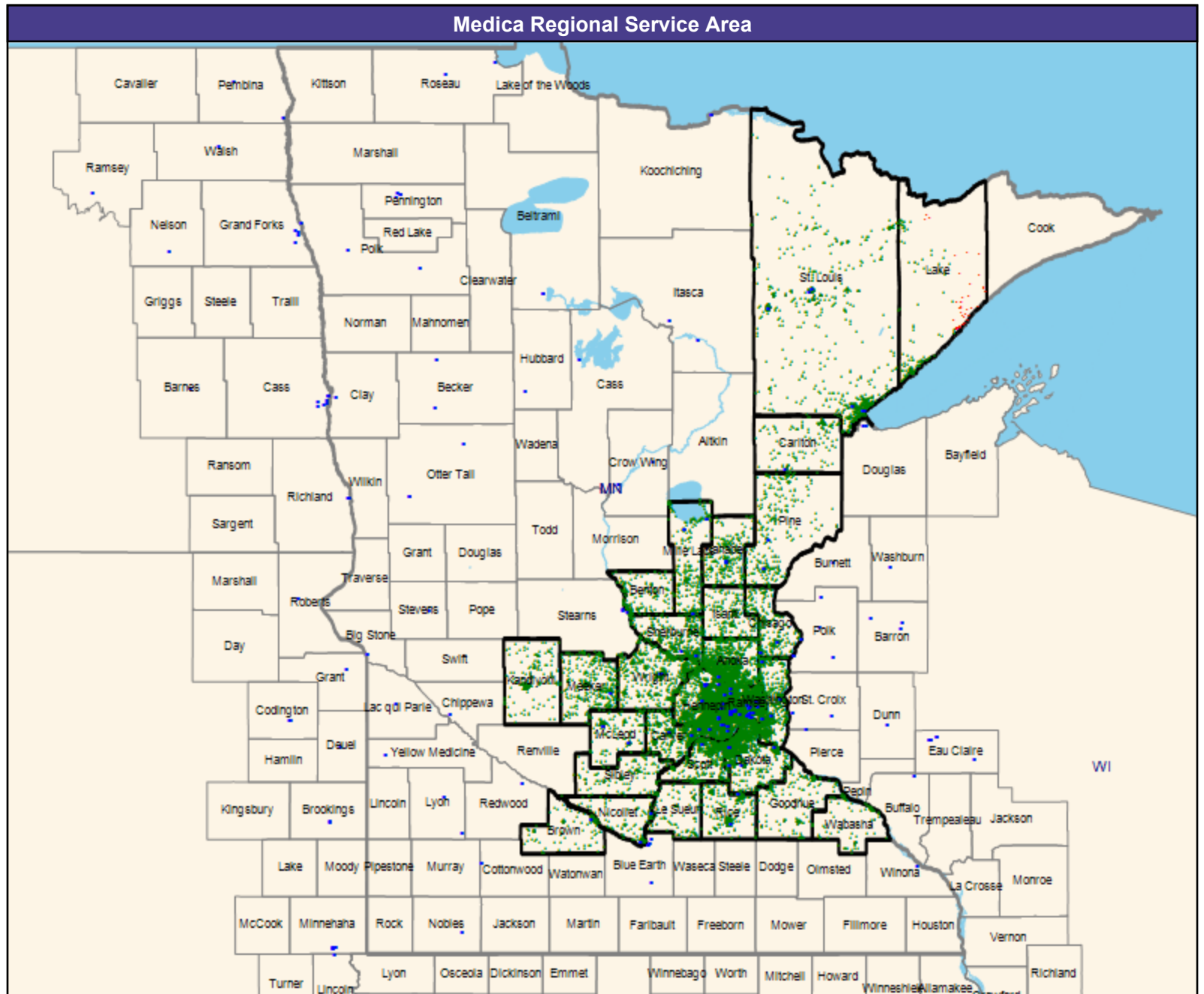
The Access Standard is defined as
(National Proxy Census (Medica Elect MNN001)) eligibles accessing:

1 (Medica Elect MNN001 Nephrology
(Medica Regional Service Area))
provider in 60 miles or 60 minutes

Service Areas

□ Medica Elect MNN001

60.66 miles



Access Detail By County

July 1, 2024

Created by...
Medica

Access Analysis
Nephrology
Eligible / Provider Groups
National Proxy Census (Medica Elect MNN001)
Medica Elect MNN001 Nephrology (Medica Regional Service Area)

All Eligibles										
State Abbr	County	Eligible	Provider	Counts	With Access		Without Access		Average Distance	Average Time
		#	Standard	#	#	%	#	%	1	1
MN	Anoka	1,740	1 in 60 miles or 60 mins	8	1,740	100.0	0	0.0	6.1	7.9
	Benton	243	1 in 60 miles or 60 mins	0	243	100.0	0	0.0	8.8	9.9
	Brown	135	1 in 60 miles or 60 mins	1	135	100.0	0	0.0	10.9	11.9
	Carlton	180	1 in 60 miles or 60 mins	1	180	100.0	0	0.0	15.5	16.9
	Carver	795	1 in 60 miles or 60 mins	3	795	100.0	0	0.0	5.0	5.5
	Chisago	271	1 in 60 miles or 60 mins	3	271	100.0	0	0.0	8.9	9.6
	Dakota	1,818	1 in 60 miles or 60 mins	32	1,818	100.0	0	0.0	4.9	6.6
	Goodhue	227	1 in 60 miles or 60 mins	0	227	100.0	0	0.0	22.7	24.7
	Hennepin	5,098	1 in 60 miles or 60 mins	411	5,098	100.0	0	0.0	3.1	4.8
	Isanti	226	1 in 60 miles or 60 mins	0	226	100.0	0	0.0	16.4	17.8
	Kanabec	347	1 in 60 miles or 60 mins	5	347	100.0	0	0.0	5.8	6.3
	Kandiyohi	231	1 in 60 miles or 60 mins	0	231	100.0	0	0.0	35.6	38.8
	Lake	213	1 in 60 miles or 60 mins	0	161	75.6	52	24.4	45.6	51.1
	Le Sueur	145	1 in 60 miles or 60 mins	0	145	100.0	0	0.0	14.6	15.9
	McLeod	199	1 in 60 miles or 60 mins	6	199	100.0	0	0.0	6.0	6.5
	Meeker	512	1 in 60 miles or 60 mins	1	512	100.0	0	0.0	13.3	14.4
	Mille Lacs	305	1 in 60 miles or 60 mins	2	305	100.0	0	0.0	9.3	10.1
	Nicollet	161	1 in 60 miles or 60 mins	2	161	100.0	0	0.0	4.9	5.3
	Pine	298	1 in 60 miles or 60 mins	4	298	100.0	0	0.0	8.9	9.6
	Ramsey	2,586	1 in 60 miles or 60 mins	74	2,586	100.0	0	0.0	2.4	3.8
	Rice	308	1 in 60 miles or 60 mins	1	308	100.0	0	0.0	5.7	6.2
	Scott	601	1 in 60 miles or 60 mins	3	601	100.0	0	0.0	7.1	7.9
	Sherburne	498	1 in 60 miles or 60 mins	4	498	100.0	0	0.0	6.3	6.9
	Sibley	167	1 in 60 miles or 60 mins	0	167	100.0	0	0.0	15.8	17.2
	St. Louis	919	1 in 60 miles or 60 mins	30	919	100.0	0	0.0	11.5	12.8
	Wabasha	104	1 in 60 miles or 60 mins	0	104	100.0	0	0.0	34.4	37.5
	Washington	1,030	1 in 60 miles or 60 mins	13	1,030	100.0	0	0.0	4.3	5.1
	Wright	743	1 in 60 miles or 60 mins	3	743	100.0	0	0.0	8.7	9.6
	Grand Totals	20,100	1 in 60 miles or 60 mins	607	20,048	99.7	52	0.3	6.8	8.2

Neurology and Neurological Surgery/Medica Elect/MNN001

July 1, 2024

Created by...
Medica

Medica Elect MNN001 Neurology and Neurological Surgery

781 providers at 284 locations

■ All providers

Neurology and Neurological Surgery

Employee Group

National Proxy Census (Medica Elect MNN001)

Provider Group

Medica Elect MNN001 Neurology and Neurological Surgery (Medica Regional Service Area)

20,100 eligible locations

◆ With access (20,100)

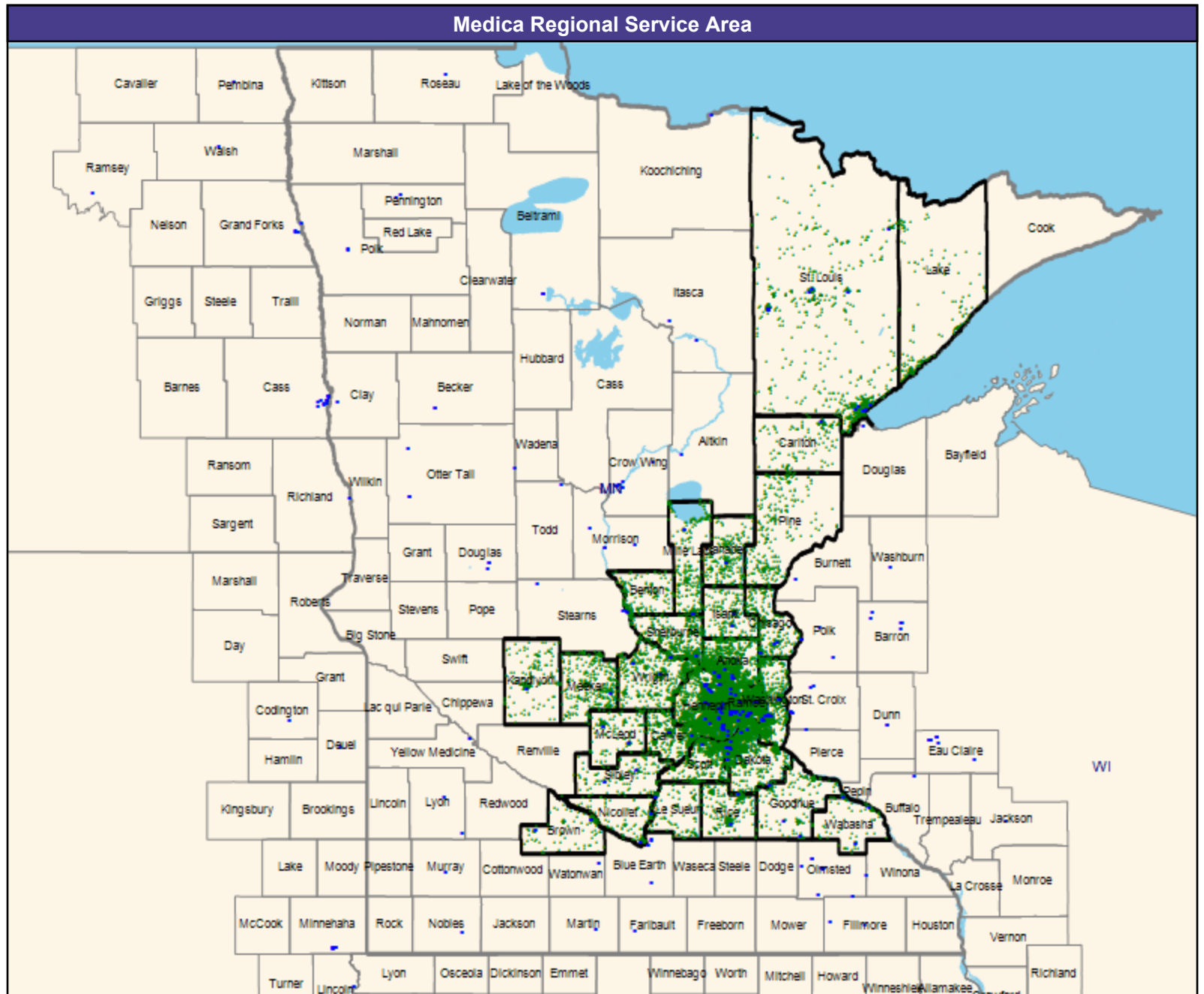
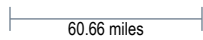
● Without access (0)

The Access Standard is defined as (National Proxy Census (Medica Elect MNN001)) eligibles accessing:

1 (Medica Elect MNN001 Neurology and Neurological Surgery (Medica Regional Service Area)) provider in 60 miles or 60 minutes

Service Areas

□ Medica Elect MNN001



Access Detail By County

July 1, 2024

Created by...
Medica

Access Analysis
Neurology and Neurological Surgery

Eligible / Provider Groups
National Proxy Census (Medica Elect MNN001)
Medica Elect MNN001 Neurology and Neurological Surgery (Medica Regional Service Area)

All Eligibles										
State Abbr	County	Eligible	Provider	Counts	With Access		Without Access		Average Distance	Average Time
		#	Standard	#	#	%	#	%	1	1
MN	Anoka	1,740	1 in 60 miles or 60 mins	80	1,740	100.0	0	0.0	4.0	4.9
	Benton	243	1 in 60 miles or 60 mins	0	243	100.0	0	0.0	8.5	9.8
	Brown	135	1 in 60 miles or 60 mins	7	135	100.0	0	0.0	6.4	7.0
	Carlton	180	1 in 60 miles or 60 mins	5	180	100.0	0	0.0	12.2	13.2
	Carver	795	1 in 60 miles or 60 mins	26	795	100.0	0	0.0	5.4	6.0
	Chisago	271	1 in 60 miles or 60 mins	25	271	100.0	0	0.0	8.3	9.0
	Dakota	1,818	1 in 60 miles or 60 mins	132	1,818	100.0	0	0.0	4.9	5.8
	Goodhue	227	1 in 60 miles or 60 mins	3	227	100.0	0	0.0	10.1	11.0
	Hennepin	5,098	1 in 60 miles or 60 mins	924	5,098	100.0	0	0.0	2.7	4.2
	Isanti	226	1 in 60 miles or 60 mins	6	226	100.0	0	0.0	6.0	6.5
	Kanabec	347	1 in 60 miles or 60 mins	1	347	100.0	0	0.0	6.7	7.3
	Kandiyohi	231	1 in 60 miles or 60 mins	3	231	100.0	0	0.0	8.7	9.4
	Lake	213	1 in 60 miles or 60 mins	0	213	100.0	0	0.0	33.5	36.5
	Le Sueur	145	1 in 60 miles or 60 mins	1	145	100.0	0	0.0	12.6	13.7
	McLeod	199	1 in 60 miles or 60 mins	26	199	100.0	0	0.0	5.9	6.4
	Meecker	512	1 in 60 miles or 60 mins	3	512	100.0	0	0.0	12.7	13.8
	Mille Lacs	305	1 in 60 miles or 60 mins	1	305	100.0	0	0.0	10.5	11.4
	Nicollet	161	1 in 60 miles or 60 mins	7	161	100.0	0	0.0	4.6	5.0
	Pine	298	1 in 60 miles or 60 mins	0	298	100.0	0	0.0	24.2	26.4
	Ramsey	2,586	1 in 60 miles or 60 mins	292	2,586	100.0	0	0.0	2.2	3.6
	Rice	308	1 in 60 miles or 60 mins	1	308	100.0	0	0.0	5.7	6.2
	Scott	601	1 in 60 miles or 60 mins	1	601	100.0	0	0.0	6.9	7.7
	Sherburne	498	1 in 60 miles or 60 mins	17	498	100.0	0	0.0	6.6	7.2
	Sibley	167	1 in 60 miles or 60 mins	7	167	100.0	0	0.0	6.9	7.5
	St. Louis	919	1 in 60 miles or 60 mins	86	919	100.0	0	0.0	7.8	8.6
	Wabasha	104	1 in 60 miles or 60 mins	4	104	100.0	0	0.0	5.1	5.5
	Washington	1,030	1 in 60 miles or 60 mins	88	1,030	100.0	0	0.0	4.7	5.6
Wright	743	1 in 60 miles or 60 mins	8	743	100.0	0	0.0	6.8	7.4	
Grand Totals		20,100	1 in 60 miles or 60 mins	1,754	20,100	100.0	0	0.0	5.5	6.6

Obstetrics and Gynecology Physician, Certified Nurse Midwives, Professional Midwives, and/or OB/GYN

July 1, 2024

Created by...
Medica

Medica Elect MNN001 Obstetrics & Gyn Physicians, Midwife

1,475 providers at 591 locations

■ All providers

Obstetrics & Gyn Physicians, Midwife

Employee Group

National Proxy Census (Medica Elect MNN001)

Provider Group

Medica Elect MNN001 Obstetrics & Gyn Physicians, Midwife (Medica Regional Service Area)

20,100 eligible locations

◆ With access (20,082)

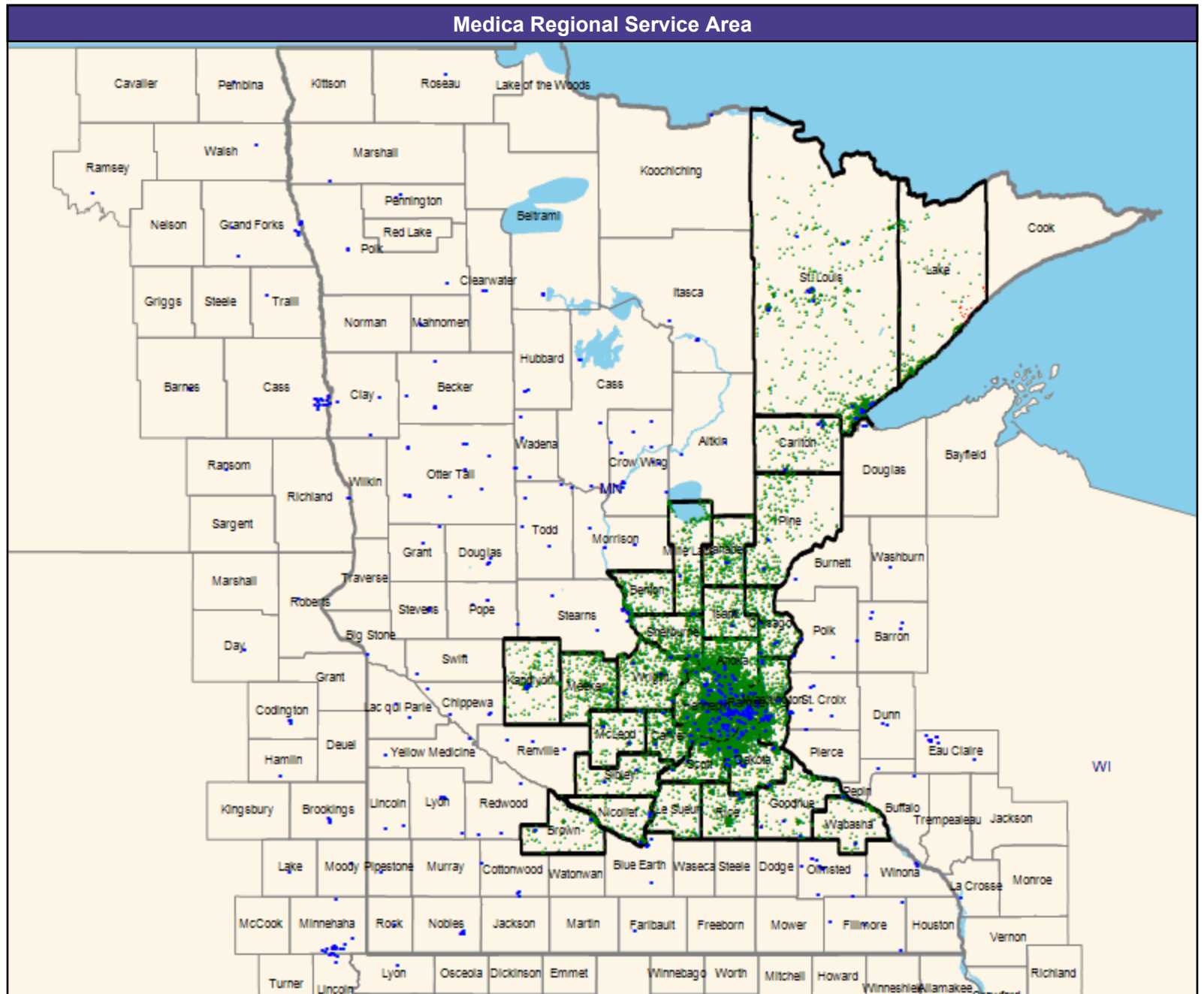
● Without access (18)

The Access Standard is defined as (National Proxy Census (Medica Elect MNN001)) eligibles accessing:

1 (Medica Elect MNN001 Obstetrics & Gyn Physicians, Midwife (Medica Regional Service Area)) provider in 60 miles or 60 minutes

Service Areas

□ Medica Elect MNN001



Access Detail By County

July 1, 2024

Created by...
Medica

Access Analysis
Obstetrics & Gyn Physicians, Midwife
Eligible / Provider Groups
National Proxy Census (Medica Elect MNN001)
Medica Elect MNN001 Obstetrics & Gyn Physicians, Midwife (Medica Regional Service Area)

All Eligibles										
State Abbr	County	Eligible	Provider	Counts	With Access		Without Access		Average Distance	Average Time
		#	Standard	#	#	%	#	%	1	1
MN	Anoka	1,740	1 in 60 miles or 60 mins	572	1,740	100.0	0	0.0	3.3	4.0
	Benton	243	1 in 60 miles or 60 mins	53	243	100.0	0	0.0	7.0	7.7
	Brown	135	1 in 60 miles or 60 mins	144	135	100.0	0	0.0	6.7	7.3
	Carlton	180	1 in 60 miles or 60 mins	60	180	100.0	0	0.0	5.9	6.4
	Carver	795	1 in 60 miles or 60 mins	264	795	100.0	0	0.0	2.6	2.9
	Chisago	271	1 in 60 miles or 60 mins	219	271	100.0	0	0.0	5.3	5.7
	Dakota	1,818	1 in 60 miles or 60 mins	1,008	1,818	100.0	0	0.0	2.5	3.1
	Goodhue	227	1 in 60 miles or 60 mins	55	227	100.0	0	0.0	9.3	10.1
	Hennepin	5,098	1 in 60 miles or 60 mins	4,136	5,098	100.0	0	0.0	1.7	2.6
	Isanti	226	1 in 60 miles or 60 mins	99	226	100.0	0	0.0	5.6	6.1
	Kanabec	347	1 in 60 miles or 60 mins	14	347	100.0	0	0.0	6.3	6.8
	Kandiyohi	231	1 in 60 miles or 60 mins	98	231	100.0	0	0.0	7.0	7.6
	Lake	213	1 in 60 miles or 60 mins	0	195	91.5	18	8.5	37.6	41.0
	Le Sueur	145	1 in 60 miles or 60 mins	0	145	100.0	0	0.0	12.7	13.8
	McLeod	199	1 in 60 miles or 60 mins	60	199	100.0	0	0.0	4.2	4.5
	Meeker	512	1 in 60 miles or 60 mins	6	512	100.0	0	0.0	11.5	12.5
	Mille Lacs	305	1 in 60 miles or 60 mins	5	305	100.0	0	0.0	9.7	10.5
	Nicollet	161	1 in 60 miles or 60 mins	37	161	100.0	0	0.0	4.3	4.6
	Pine	298	1 in 60 miles or 60 mins	17	298	100.0	0	0.0	9.2	10.0
	Ramsey	2,586	1 in 60 miles or 60 mins	2,000	2,586	100.0	0	0.0	1.2	1.9
	Rice	308	1 in 60 miles or 60 mins	3	308	100.0	0	0.0	10.5	11.5
	Scott	601	1 in 60 miles or 60 mins	203	601	100.0	0	0.0	3.7	4.1
	Sherburne	498	1 in 60 miles or 60 mins	146	498	100.0	0	0.0	5.8	6.3
	Sibley	167	1 in 60 miles or 60 mins	41	167	100.0	0	0.0	6.8	7.4
St. Louis	919	1 in 60 miles or 60 mins	434	919	100.0	0	0.0	7.2	8.0	
Wabasha	104	1 in 60 miles or 60 mins	22	104	100.0	0	0.0	8.6	9.4	
Washington	1,030	1 in 60 miles or 60 mins	563	1,030	100.0	0	0.0	2.9	3.4	
Wright	743	1 in 60 miles or 60 mins	242	743	100.0	0	0.0	3.8	4.2	
Grand Totals		20,100	1 in 60 miles or 60 mins	10,501	20,082	99.9	18	0.1	4.1	4.8

Oncology Medical/Surgical/Medica Elect/MNN001

July 1, 2024

Created by...
Medica

Medica Elect MNN001 Oncology
Medical/Surgical

377 providers at 214 locations

■ All providers

Oncology Medical/Surgical

Employee Group

National Proxy Census (Medica Elect
MNN001)

Provider Group

Medica Elect MNN001 Oncology
Medical/Surgical (Medica Regional
Service Area)

20,100 eligible locations

◆ With access (20,048)

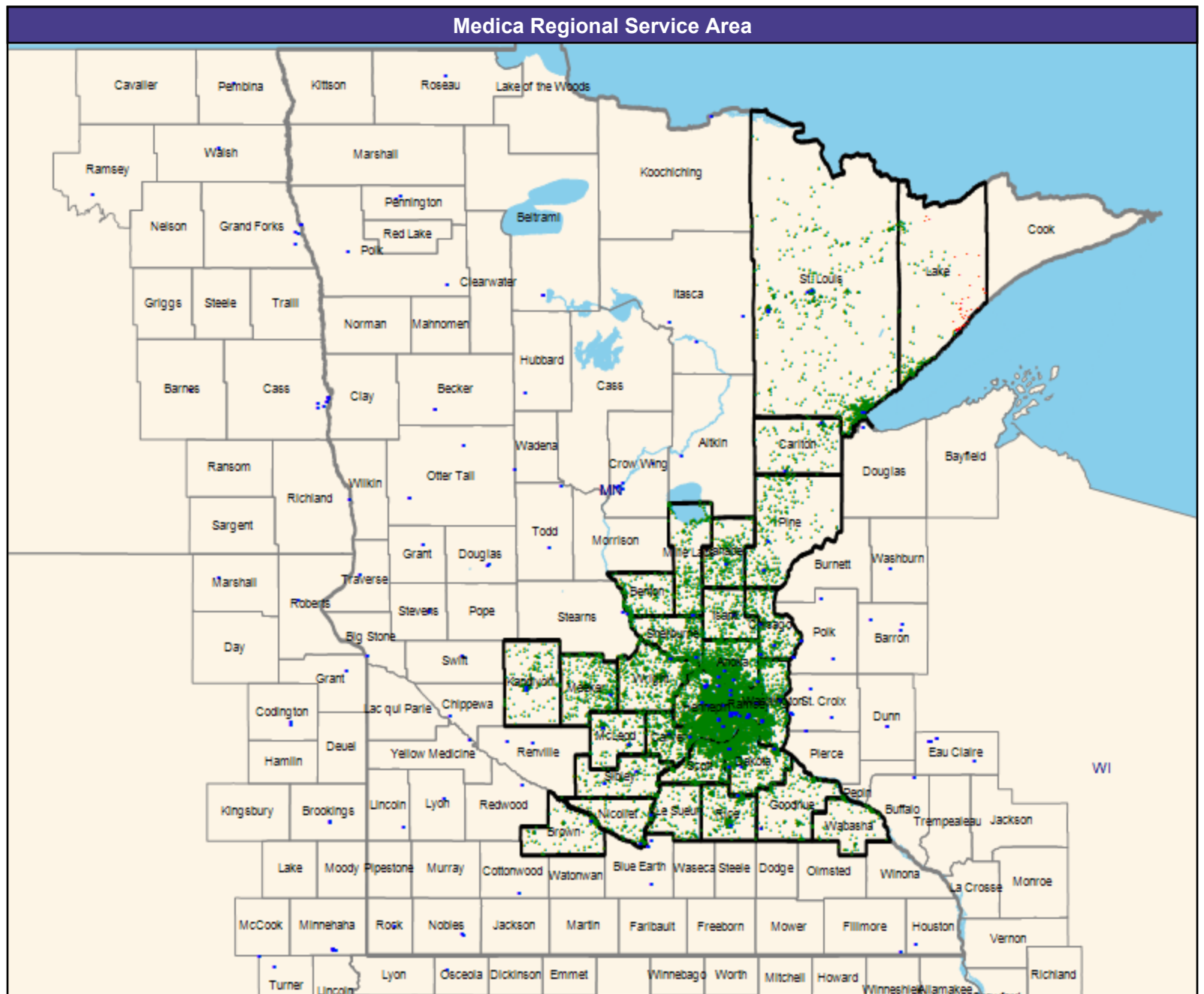
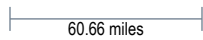
● Without access (52)

The Access Standard is defined as
(National Proxy Census (Medica Elect
MNN001)) eligibles accessing:

1 (Medica Elect MNN001 Oncology
Medical/Surgical (Medica Regional
Service Area)) provider in 60 miles or
60 minutes

Service Areas

□ Medica Elect MNN001



Access Detail By County

July 1, 2024

Created by...
Medica

Access Analysis
Oncology Medical/Surgical

Eligible / Provider Groups
National Proxy Census (Medica Elect MNN001)
Medica Elect MNN001 Oncology Medical/Surgical (Medica Regional Service Area)

All Eligibles										
State Abbr	County	Eligible	Provider	Counts	With Access		Without Access		Average Distance	Average Time
		#	Standard	#	#	%	#	%	1	1
MN	Anoka	1,740	1 in 60 miles or 60 mins	153	1,740	100.0	0	0.0	4.4	5.4
	Benton	243	1 in 60 miles or 60 mins	0	243	100.0	0	0.0	8.9	10.4
	Brown	135	1 in 60 miles or 60 mins	5	135	100.0	0	0.0	10.7	11.6
	Carlton	180	1 in 60 miles or 60 mins	4	180	100.0	0	0.0	7.0	7.6
	Carver	795	1 in 60 miles or 60 mins	76	795	100.0	0	0.0	5.5	6.0
	Chisago	271	1 in 60 miles or 60 mins	114	271	100.0	0	0.0	5.4	5.9
	Dakota	1,818	1 in 60 miles or 60 mins	148	1,818	100.0	0	0.0	5.1	6.6
	Goodhue	227	1 in 60 miles or 60 mins	1	227	100.0	0	0.0	18.5	20.2
	Hennepin	5,098	1 in 60 miles or 60 mins	758	5,098	100.0	0	0.0	3.7	5.7
	Isanti	226	1 in 60 miles or 60 mins	2	226	100.0	0	0.0	6.9	7.5
	Kanabec	347	1 in 60 miles or 60 mins	5	347	100.0	0	0.0	6.4	7.0
	Kandiyohi	231	1 in 60 miles or 60 mins	18	231	100.0	0	0.0	8.1	8.8
	Lake	213	1 in 60 miles or 60 mins	0	161	75.6	52	24.4	45.7	52.3
	Le Sueur	145	1 in 60 miles or 60 mins	0	145	100.0	0	0.0	14.8	16.1
	McLeod	199	1 in 60 miles or 60 mins	8	199	100.0	0	0.0	5.8	6.3
	Meeker	512	1 in 60 miles or 60 mins	3	512	100.0	0	0.0	13.0	14.1
	Mille Lacs	305	1 in 60 miles or 60 mins	0	305	100.0	0	0.0	15.9	17.4
	Nicollet	161	1 in 60 miles or 60 mins	2	161	100.0	0	0.0	4.7	5.1
	Pine	298	1 in 60 miles or 60 mins	6	298	100.0	0	0.0	9.3	10.1
	Ramsey	2,586	1 in 60 miles or 60 mins	223	2,586	100.0	0	0.0	2.9	4.8
	Rice	308	1 in 60 miles or 60 mins	11	308	100.0	0	0.0	5.6	6.1
	Scott	601	1 in 60 miles or 60 mins	0	601	100.0	0	0.0	9.2	10.4
	Sherburne	498	1 in 60 miles or 60 mins	96	498	100.0	0	0.0	6.6	7.3
	Sibley	167	1 in 60 miles or 60 mins	5	167	100.0	0	0.0	7.5	8.2
	St. Louis	919	1 in 60 miles or 60 mins	44	919	100.0	0	0.0	11.6	13.0
	Wabasha	104	1 in 60 miles or 60 mins	0	104	100.0	0	0.0	34.7	37.8
	Washington	1,030	1 in 60 miles or 60 mins	55	1,030	100.0	0	0.0	4.5	5.5
	Wright	743	1 in 60 miles or 60 mins	13	743	100.0	0	0.0	10.6	11.7
	Grand Totals	20,100	1 in 60 miles or 60 mins	1,750	20,048	99.7	52	0.3	6.5	7.9

Oncology Radiation/Medica Elect/MNN001

July 1, 2024

Created by...
Medica

Medica Elect MNN001 Oncology Radiation

120 providers at 78 locations

- All providers

Oncology Radiation

Employee Group

National Proxy Census (Medica Elect MNN001)

Provider Group

Medica Elect MNN001 Oncology Radiation (Medica Regional Service Area)

20,100 eligible locations

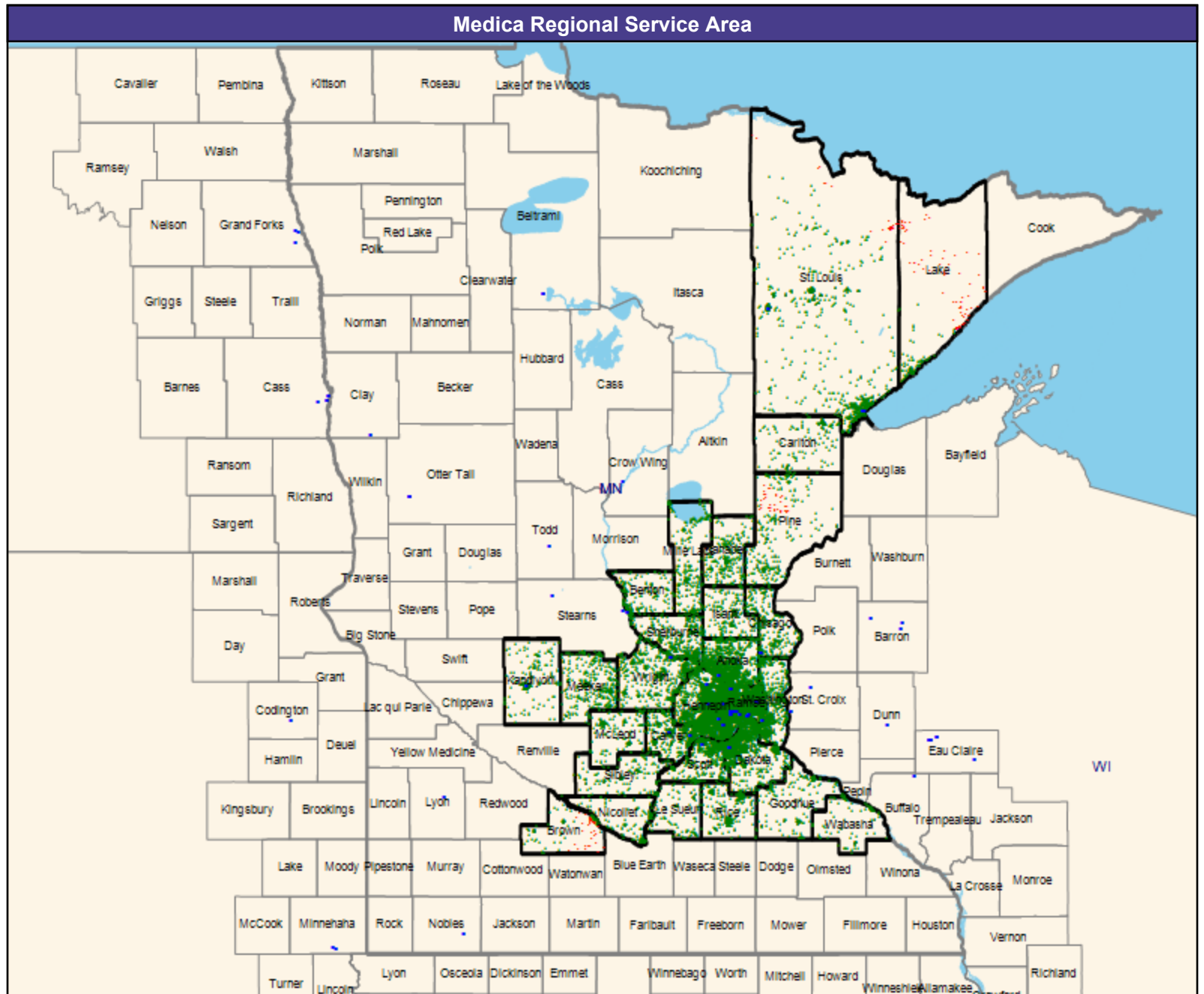
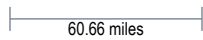
- ◆ With access (19,880)
- Without access (220)

The Access Standard is defined as (National Proxy Census (Medica Elect MNN001)) eligibles accessing:

1 (Medica Elect MNN001 Oncology Radiation (Medica Regional Service Area)) provider in 60 miles or 60 minutes

Service Areas

- Medica Elect MNN001



Access Detail By County

July 1, 2024

Created by...
Medica

Access Analysis
Oncology Radiation
Eligible / Provider Groups
National Proxy Census (Medica Elect MNN001)
Medica Elect MNN001 Oncology Radiation (Medica Regional Service Area)

All Eligibles										
State Abbr	County	Eligible	Provider	Counts	With Access		Without Access		Average Distance	Average Time
		#	Standard	#	#	%	#	%	1	1
MN	Anoka	1,740	1 in 60 miles or 60 mins	38	1,740	100.0	0	0.0	6.6	8.7
	Benton	243	1 in 60 miles or 60 mins	0	243	100.0	0	0.0	9.3	11.1
	Brown	135	1 in 60 miles or 60 mins	0	83	61.5	52	38.5	57.3	62.4
	Carlton	180	1 in 60 miles or 60 mins	0	180	100.0	0	0.0	29.6	36.2
	Carver	795	1 in 60 miles or 60 mins	22	795	100.0	0	0.0	5.5	6.1
	Chisago	271	1 in 60 miles or 60 mins	21	271	100.0	0	0.0	14.8	16.1
	Dakota	1,818	1 in 60 miles or 60 mins	19	1,818	100.0	0	0.0	7.8	10.0
	Goodhue	227	1 in 60 miles or 60 mins	0	227	100.0	0	0.0	37.1	41.6
	Hennepin	5,098	1 in 60 miles or 60 mins	129	5,098	100.0	0	0.0	4.0	6.1
	Isanti	226	1 in 60 miles or 60 mins	0	226	100.0	0	0.0	24.8	27.7
	Kanabec	347	1 in 60 miles or 60 mins	0	347	100.0	0	0.0	45.3	49.4
	Kandiyohi	231	1 in 60 miles or 60 mins	6	231	100.0	0	0.0	8.4	9.1
	Lake	213	1 in 60 miles or 60 mins	0	125	58.7	88	41.3	50.0	58.6
	Le Sueur	145	1 in 60 miles or 60 mins	0	145	100.0	0	0.0	31.0	33.7
	McLeod	199	1 in 60 miles or 60 mins	0	199	100.0	0	0.0	25.4	27.7
	Meeker	512	1 in 60 miles or 60 mins	0	512	100.0	0	0.0	28.6	31.6
	Mille Lacs	305	1 in 60 miles or 60 mins	0	305	100.0	0	0.0	34.0	37.4
	Nicollet	161	1 in 60 miles or 60 mins	0	161	100.0	0	0.0	46.5	50.7
	Pine	298	1 in 60 miles or 60 mins	0	261	87.6	37	12.4	47.5	53.2
	Ramsey	2,586	1 in 60 miles or 60 mins	48	2,586	100.0	0	0.0	3.1	5.0
	Rice	308	1 in 60 miles or 60 mins	0	308	100.0	0	0.0	28.3	33.4
	Scott	601	1 in 60 miles or 60 mins	17	601	100.0	0	0.0	7.8	8.9
	Sherburne	498	1 in 60 miles or 60 mins	0	498	100.0	0	0.0	12.0	13.2
	Sibley	167	1 in 60 miles or 60 mins	0	167	100.0	0	0.0	33.1	36.1
	St. Louis	919	1 in 60 miles or 60 mins	25	876	95.3	43	4.7	17.8	20.1
	Wabasha	104	1 in 60 miles or 60 mins	0	104	100.0	0	0.0	41.1	44.8
	Washington	1,030	1 in 60 miles or 60 mins	3	1,030	100.0	0	0.0	6.9	8.3
	Wright	743	1 in 60 miles or 60 mins	11	743	100.0	0	0.0	13.5	14.8
	Grand Totals	20,100	1 in 60 miles or 60 mins	339	19,880	98.9	220	1.1	11.9	14.2

Ophthalmology/Medica Elect/MNN001

July 1, 2024

Created by...
Medica

Medica Elect MNN001 Ophthalmology

356 providers at 287 locations

■ All providers

Ophthalmology

Employee Group

National Proxy Census (Medica Elect MNN001)

Provider Group

Medica Elect MNN001 Ophthalmology (Medica Regional Service Area)

20,100 eligible locations

◆ With access (20,100)

● Without access (0)

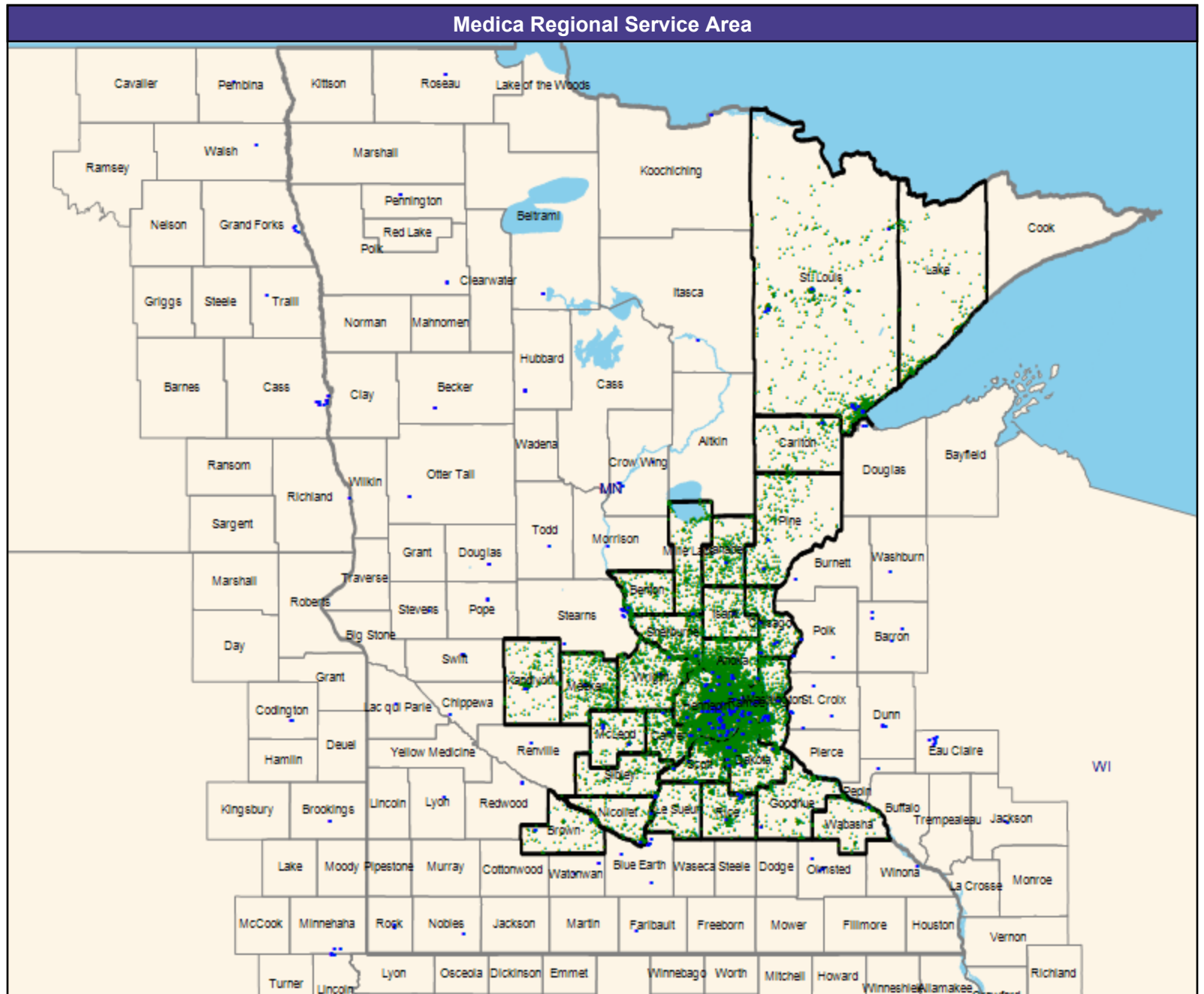
The Access Standard is defined as (National Proxy Census (Medica Elect MNN001)) eligibles accessing:

1 (Medica Elect MNN001 Ophthalmology (Medica Regional Service Area)) provider in 60 miles or 60 minutes

Service Areas

□ Medica Elect MNN001

60.66 miles



Access Detail By County

July 1, 2024

Created by...
Medica

Access Analysis
Ophthalmology
Eligible / Provider Groups
National Proxy Census (Medica Elect MNN001)
Medica Elect MNN001
Ophthalmology (Medica Regional Service Area)

All Eligibles										
State Abbr	County	Eligible	Provider	Counts	With Access		Without Access		Average Distance	Average Time
		#	Standard	#	#	%	#	%	1	1
MN	Anoka	1,740	1 in 60 miles or 60 mins	87	1,740	100.0	0	0.0	4.3	5.4
	Benton	243	1 in 60 miles or 60 mins	2	243	100.0	0	0.0	7.9	8.7
	Brown	135	1 in 60 miles or 60 mins	3	135	100.0	0	0.0	6.3	6.9
	Carlton	180	1 in 60 miles or 60 mins	1	180	100.0	0	0.0	11.6	12.6
	Carver	795	1 in 60 miles or 60 mins	16	795	100.0	0	0.0	3.9	4.4
	Chisago	271	1 in 60 miles or 60 mins	11	271	100.0	0	0.0	5.3	5.7
	Dakota	1,818	1 in 60 miles or 60 mins	41	1,818	100.0	0	0.0	3.3	4.2
	Goodhue	227	1 in 60 miles or 60 mins	1	227	100.0	0	0.0	17.5	19.1
	Hennepin	5,098	1 in 60 miles or 60 mins	466	5,098	100.0	0	0.0	2.2	3.4
	Isanti	226	1 in 60 miles or 60 mins	2	226	100.0	0	0.0	6.9	7.5
	Kanabec	347	1 in 60 miles or 60 mins	4	347	100.0	0	0.0	6.4	7.0
	Kandiyohi	231	1 in 60 miles or 60 mins	3	231	100.0	0	0.0	7.5	8.1
	Lake	213	1 in 60 miles or 60 mins	0	213	100.0	0	0.0	35.5	38.7
	Le Sueur	145	1 in 60 miles or 60 mins	7	145	100.0	0	0.0	8.7	9.5
	McLeod	199	1 in 60 miles or 60 mins	7	199	100.0	0	0.0	5.3	5.7
	Meeker	512	1 in 60 miles or 60 mins	1	512	100.0	0	0.0	8.6	9.4
	Mille Lacs	305	1 in 60 miles or 60 mins	0	305	100.0	0	0.0	16.1	17.6
	Nicollet	161	1 in 60 miles or 60 mins	6	161	100.0	0	0.0	4.7	5.1
	Pine	298	1 in 60 miles or 60 mins	2	298	100.0	0	0.0	12.9	14.0
	Ramsey	2,586	1 in 60 miles or 60 mins	122	2,586	100.0	0	0.0	2.0	3.1
	Rice	308	1 in 60 miles or 60 mins	11	308	100.0	0	0.0	4.5	4.8
	Scott	601	1 in 60 miles or 60 mins	11	601	100.0	0	0.0	4.2	4.7
	Sherburne	498	1 in 60 miles or 60 mins	11	498	100.0	0	0.0	6.7	7.2
	Sibley	167	1 in 60 miles or 60 mins	0	167	100.0	0	0.0	13.5	14.7
	St. Louis	919	1 in 60 miles or 60 mins	58	919	100.0	0	0.0	8.1	9.0
	Wabasha	104	1 in 60 miles or 60 mins	2	104	100.0	0	0.0	12.5	13.7
	Washington	1,030	1 in 60 miles or 60 mins	115	1,030	100.0	0	0.0	3.9	4.7
	Wright	743	1 in 60 miles or 60 mins	12	743	100.0	0	0.0	8.4	9.2
	Grand Totals	20,100	1 in 60 miles or 60 mins	1,002	20,100	100.0	0	0.0	5.0	6.0

Orthopedic Surgery/Medica Elect/MNN001

July 1, 2024

Created by...
Medica

Medica Elect MNN001 Orthopedic Surgery

1,234 providers at 448 locations

■ All providers

Orthopedic Surgery

Employee Group

National Proxy Census (Medica Elect MNN001)

Provider Group

Medica Elect MNN001 Orthopedic Surgery (Medica Regional Service Area)

20,100 eligible locations

◆ With access (20,100)

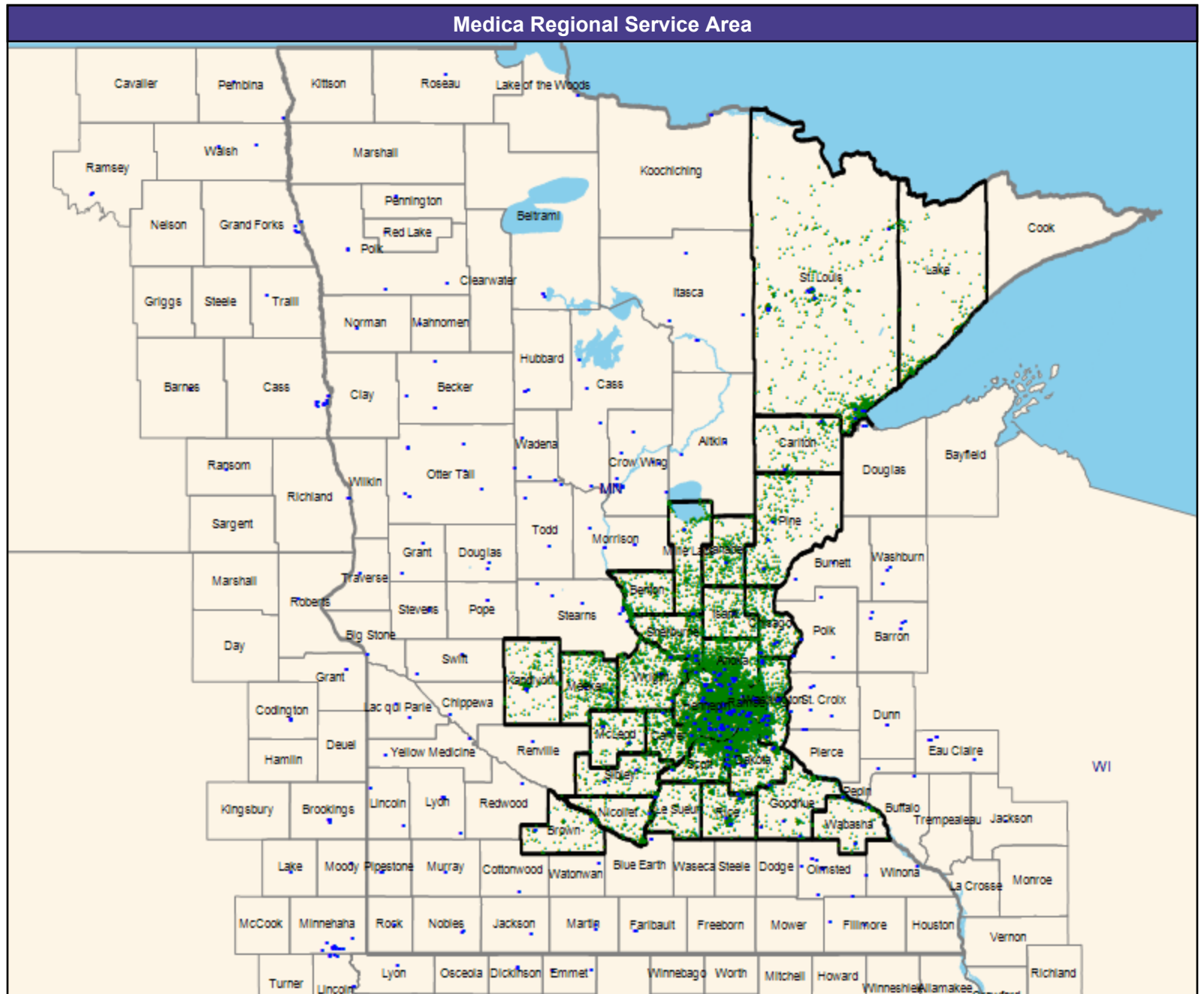
● Without access (0)

The Access Standard is defined as (National Proxy Census (Medica Elect MNN001)) eligibles accessing:

1 (Medica Elect MNN001 Orthopedic Surgery (Medica Regional Service Area)) provider in 60 miles or 60 minutes

Service Areas

□ Medica Elect MNN001



Access Detail By County

July 1, 2024

Created by...
Medica

Access Analysis
Orthopedic Surgery
Eligible / Provider Groups
National Proxy Census (Medica Elect MNN001)
Medica Elect MNN001 Orthopedic Surgery (Medica Regional Service Area)

All Eligibles										
State Abbr	County	Eligible	Provider	Counts	With Access		Without Access		Average Distance	Average Time
		#	Standard	#	#	%	#	%	1	1
MN	Anoka	1,740	1 in 60 miles or 60 mins	237	1,740	100.0	0	0.0	3.9	4.8
	Benton	243	1 in 60 miles or 60 mins	0	243	100.0	0	0.0	9.0	9.8
	Brown	135	1 in 60 miles or 60 mins	40	135	100.0	0	0.0	6.4	7.0
	Carlton	180	1 in 60 miles or 60 mins	10	180	100.0	0	0.0	6.8	7.4
	Carver	795	1 in 60 miles or 60 mins	80	795	100.0	0	0.0	4.1	4.5
	Chisago	271	1 in 60 miles or 60 mins	42	271	100.0	0	0.0	7.6	8.2
	Dakota	1,818	1 in 60 miles or 60 mins	501	1,818	100.0	0	0.0	2.8	3.5
	Goodhue	227	1 in 60 miles or 60 mins	4	227	100.0	0	0.0	9.3	10.1
	Hennepin	5,098	1 in 60 miles or 60 mins	1,261	5,098	100.0	0	0.0	2.1	3.2
	Isanti	226	1 in 60 miles or 60 mins	18	226	100.0	0	0.0	7.4	8.0
	Kanabec	347	1 in 60 miles or 60 mins	15	347	100.0	0	0.0	6.2	6.8
	Kandiyohi	231	1 in 60 miles or 60 mins	10	231	100.0	0	0.0	8.4	9.1
	Lake	213	1 in 60 miles or 60 mins	0	213	100.0	0	0.0	37.4	41.9
	Le Sueur	145	1 in 60 miles or 60 mins	1	145	100.0	0	0.0	8.8	9.6
	McLeod	199	1 in 60 miles or 60 mins	26	199	100.0	0	0.0	5.3	5.8
	Meeker	512	1 in 60 miles or 60 mins	7	512	100.0	0	0.0	7.1	7.7
	Mille Lacs	305	1 in 60 miles or 60 mins	5	305	100.0	0	0.0	10.1	11.0
	Nicollet	161	1 in 60 miles or 60 mins	24	161	100.0	0	0.0	6.0	6.5
	Pine	298	1 in 60 miles or 60 mins	14	298	100.0	0	0.0	7.3	7.9
	Ramsey	2,586	1 in 60 miles or 60 mins	395	2,586	100.0	0	0.0	2.2	3.5
	Rice	308	1 in 60 miles or 60 mins	28	308	100.0	0	0.0	4.4	4.7
	Scott	601	1 in 60 miles or 60 mins	26	601	100.0	0	0.0	4.4	4.9
	Sherburne	498	1 in 60 miles or 60 mins	21	498	100.0	0	0.0	5.8	6.3
	Sibley	167	1 in 60 miles or 60 mins	4	167	100.0	0	0.0	6.4	7.0
	St. Louis	919	1 in 60 miles or 60 mins	134	919	100.0	0	0.0	8.2	9.2
	Wabasha	104	1 in 60 miles or 60 mins	9	104	100.0	0	0.0	5.1	5.5
	Washington	1,030	1 in 60 miles or 60 mins	409	1,030	100.0	0	0.0	3.1	3.7
	Wright	743	1 in 60 miles or 60 mins	87	743	100.0	0	0.0	5.6	6.1
	Grand Totals	20,100	1 in 60 miles or 60 mins	3,408	20,100	100.0	0	0.0	4.4	5.4

Otolaryngology/Medica Elect/MNN001

July 1, 2024

Created by...
Medica

Medica Elect MNN001 Otolaryngology

299 providers at 247 locations

■ All providers

Otolaryngology

Employee Group

National Proxy Census (Medica Elect MNN001)

Provider Group

Medica Elect MNN001 Otolaryngology (Medica Regional Service Area)

20,100 eligible locations

◆ With access (20,046)

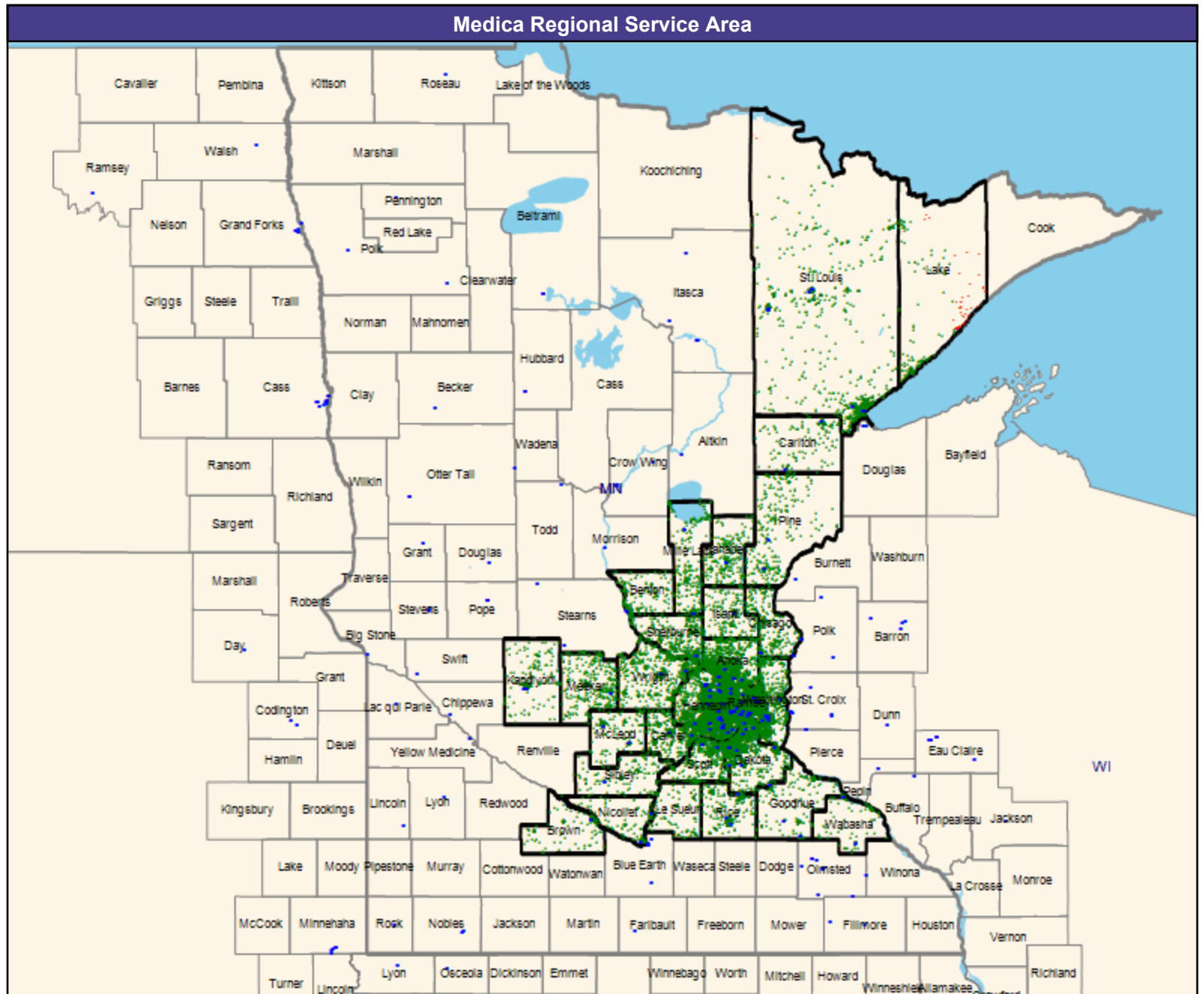
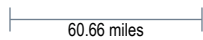
● Without access (54)

The Access Standard is defined as (National Proxy Census (Medica Elect MNN001)) eligibles accessing:

1 (Medica Elect MNN001 Otolaryngology (Medica Regional Service Area)) provider in 60 miles or 60 minutes

Service Areas

□ Medica Elect MNN001



Access Detail By County

July 1, 2024

Created by...
Medica

Access Analysis
Otolaryngology
Eligible / Provider Groups
National Proxy Census (Medica Elect MNN001)
Medica Elect MNN001
Otolaryngology (Medica Regional Service Area)

All Eligibles										
State Abbr	County	Eligible	Provider	Counts	With Access		Without Access		Average Distance	Average Time
		#	Standard	#	#	%	#	%	1	1
MN	Anoka	1,740	1 in 60 miles or 60 mins	45	1,740	100.0	0	0.0	4.3	5.2
	Benton	243	1 in 60 miles or 60 mins	0	243	100.0	0	0.0	8.8	10.3
	Brown	135	1 in 60 miles or 60 mins	3	135	100.0	0	0.0	11.7	12.7
	Carlton	180	1 in 60 miles or 60 mins	2	180	100.0	0	0.0	7.0	7.6
	Carver	795	1 in 60 miles or 60 mins	8	795	100.0	0	0.0	5.0	5.5
	Chisago	271	1 in 60 miles or 60 mins	16	271	100.0	0	0.0	9.6	10.4
	Dakota	1,818	1 in 60 miles or 60 mins	65	1,818	100.0	0	0.0	3.1	3.9
	Goodhue	227	1 in 60 miles or 60 mins	3	227	100.0	0	0.0	10.1	10.9
	Hennepin	5,098	1 in 60 miles or 60 mins	303	5,098	100.0	0	0.0	2.7	4.1
	Isanti	226	1 in 60 miles or 60 mins	2	226	100.0	0	0.0	7.4	8.0
	Kanabec	347	1 in 60 miles or 60 mins	8	347	100.0	0	0.0	6.3	6.9
	Kandiyohi	231	1 in 60 miles or 60 mins	6	231	100.0	0	0.0	7.4	8.0
	Lake	213	1 in 60 miles or 60 mins	0	161	75.6	52	24.4	45.7	51.1
	Le Sueur	145	1 in 60 miles or 60 mins	0	145	100.0	0	0.0	14.5	15.8
	McLeod	199	1 in 60 miles or 60 mins	3	199	100.0	0	0.0	5.9	6.4
	Meeker	512	1 in 60 miles or 60 mins	1	512	100.0	0	0.0	11.3	12.3
	Mille Lacs	305	1 in 60 miles or 60 mins	1	305	100.0	0	0.0	10.5	11.4
	Nicollet	161	1 in 60 miles or 60 mins	2	161	100.0	0	0.0	4.7	5.1
	Pine	298	1 in 60 miles or 60 mins	8	298	100.0	0	0.0	9.2	10.0
	Ramsey	2,586	1 in 60 miles or 60 mins	109	2,586	100.0	0	0.0	2.1	3.4
	Rice	308	1 in 60 miles or 60 mins	6	308	100.0	0	0.0	5.3	5.7
	Scott	601	1 in 60 miles or 60 mins	6	601	100.0	0	0.0	6.1	6.8
	Sherburne	498	1 in 60 miles or 60 mins	12	498	100.0	0	0.0	8.2	9.0
	Sibley	167	1 in 60 miles or 60 mins	1	167	100.0	0	0.0	10.9	11.9
	St. Louis	919	1 in 60 miles or 60 mins	25	917	99.8	2	0.2	11.3	12.8
	Wabasha	104	1 in 60 miles or 60 mins	2	104	100.0	0	0.0	8.6	9.4
	Washington	1,030	1 in 60 miles or 60 mins	55	1,030	100.0	0	0.0	4.3	5.1
	Wright	743	1 in 60 miles or 60 mins	7	743	100.0	0	0.0	8.0	8.8
	Grand Totals	20,100	1 in 60 miles or 60 mins	699	20,046	99.7	54	0.3	5.5	6.6

Outpatient Infusion/Chemotherapy/Medica Elect/MNN001

July 1, 2024

Created by...
Medica

Medica Elect MNN001 Outpatient
Infusion/Chemotherapy

34 providers at 34 locations

■ All providers

Outpatient Infusion/Chemotherapy

Employee Group

National Proxy Census (Medica Elect
MNN001)

Provider Group

Medica Elect MNN001 Outpatient
Infusion/Chemotherapy (Medica
Regional Service Area)

20,100 eligible locations

◆ With access (20,100)

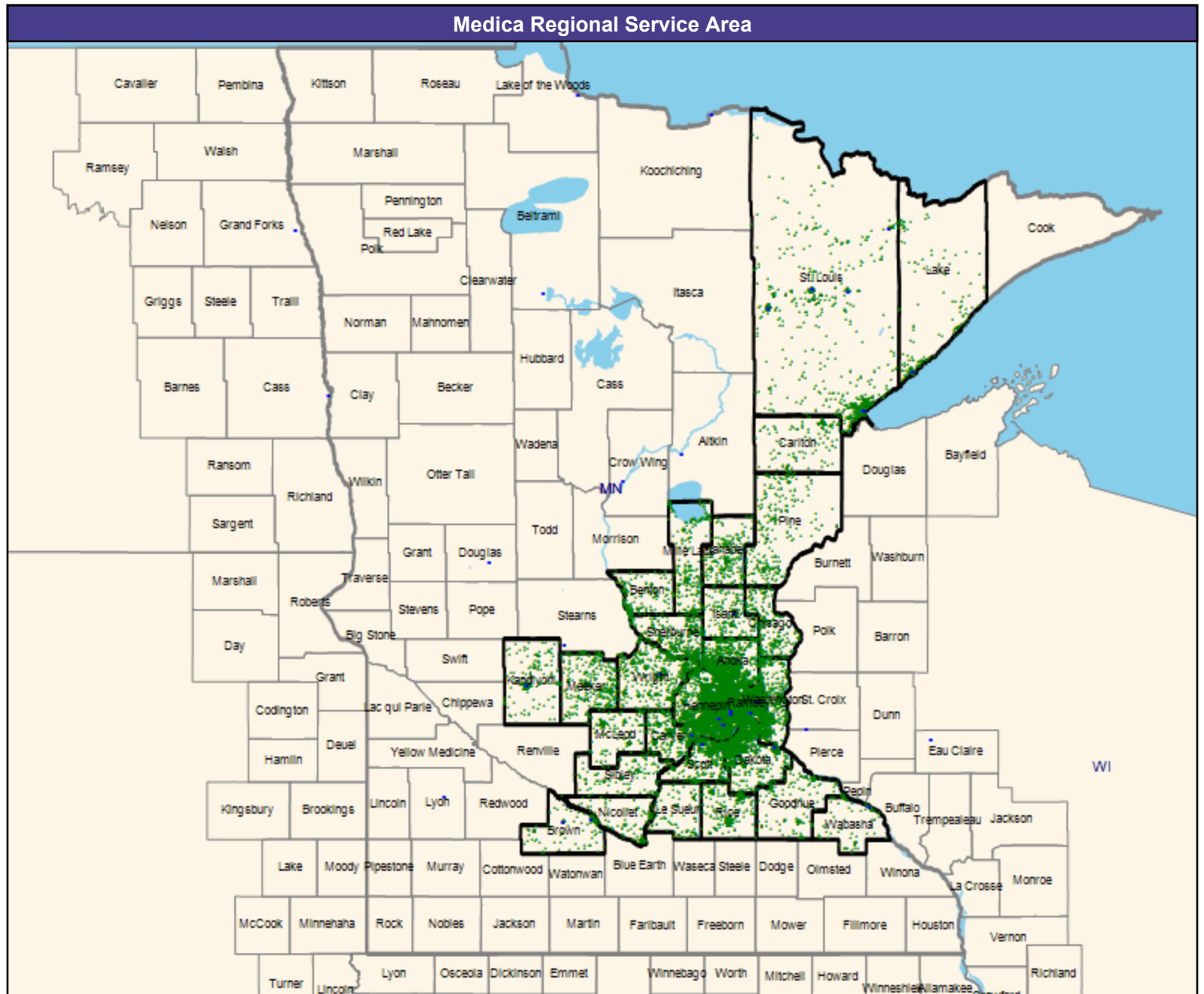
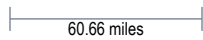
● Without access (0)

The Access Standard is defined as
(National Proxy Census (Medica Elect
MNN001)) eligibles accessing:

1 (Medica Elect MNN001 Outpatient
Infusion/Chemotherapy (Medica
Regional Service Area)) provider in 60
miles or 60 minutes

Service Areas

□ Medica Elect MNN001



Access Detail By County

July 1, 2024

Created by...
Medica

Access Analysis
Outpatient Infusion/Chemotherapy
Eligible / Provider Groups
National Proxy Census (Medica Elect MNN001)
Medica Elect MNN001 Outpatient Infusion/Chemotherapy (Medica Regional Service Area)

All Eligibles										
State Abbr	County	Eligible	Provider	Counts	With Access		Without Access		Average Distance	Average Time
		#	Standard	#	#	%	#	%	1	1
MN	Anoka	1,740	1 in 60 miles or 60 mins	0	1,740	100.0	0	0.0	16.3	22.5
	Benton	243	1 in 60 miles or 60 mins	0	243	100.0	0	0.0	36.7	40.0
	Brown	135	1 in 60 miles or 60 mins	2	135	100.0	0	0.0	6.5	7.1
	Carlton	180	1 in 60 miles or 60 mins	0	180	100.0	0	0.0	28.7	37.3
	Carver	795	1 in 60 miles or 60 mins	1	795	100.0	0	0.0	8.9	9.8
	Chisago	271	1 in 60 miles or 60 mins	0	271	100.0	0	0.0	21.0	23.3
	Dakota	1,818	1 in 60 miles or 60 mins	1	1,818	100.0	0	0.0	12.1	15.6
	Goodhue	227	1 in 60 miles or 60 mins	0	227	100.0	0	0.0	25.4	27.6
	Hennepin	5,098	1 in 60 miles or 60 mins	4	5,098	100.0	0	0.0	7.2	11.5
	Isanti	226	1 in 60 miles or 60 mins	1	226	100.0	0	0.0	8.1	8.8
	Kanabec	347	1 in 60 miles or 60 mins	0	347	100.0	0	0.0	24.8	27.0
	Kandiyohi	231	1 in 60 miles or 60 mins	1	231	100.0	0	0.0	7.5	8.1
	Lake	213	1 in 60 miles or 60 mins	1	213	100.0	0	0.0	16.1	17.6
	Le Sueur	145	1 in 60 miles or 60 mins	0	145	100.0	0	0.0	30.1	32.8
	McLeod	199	1 in 60 miles or 60 mins	0	199	100.0	0	0.0	32.1	35.0
	Meeker	512	1 in 60 miles or 60 mins	0	512	100.0	0	0.0	23.3	25.4
	Mille Lacs	305	1 in 60 miles or 60 mins	0	305	100.0	0	0.0	27.7	30.2
	Nicollet	161	1 in 60 miles or 60 mins	0	161	100.0	0	0.0	22.3	24.3
	Pine	298	1 in 60 miles or 60 mins	0	298	100.0	0	0.0	39.6	44.0
	Ramsey	2,586	1 in 60 miles or 60 mins	2	2,586	100.0	0	0.0	4.6	7.7
	Rice	308	1 in 60 miles or 60 mins	0	308	100.0	0	0.0	33.5	36.5
	Scott	601	1 in 60 miles or 60 mins	1	601	100.0	0	0.0	9.5	10.5
	Sherburne	498	1 in 60 miles or 60 mins	0	498	100.0	0	0.0	21.0	22.8
	Sibley	167	1 in 60 miles or 60 mins	0	167	100.0	0	0.0	26.9	29.4
	St. Louis	919	1 in 60 miles or 60 mins	6	919	100.0	0	0.0	9.3	11.3
	Wabasha	104	1 in 60 miles or 60 mins	1	104	100.0	0	0.0	15.2	16.5
	Washington	1,030	1 in 60 miles or 60 mins	0	1,030	100.0	0	0.0	11.0	13.9
	Wright	743	1 in 60 miles or 60 mins	1	743	100.0	0	0.0	12.2	13.4
	Grand Totals	20,100	1 in 60 miles or 60 mins	22	20,100	100.0	0	0.0	12.7	16.0

Pediatric Specialty/Medica Elect/MNN001

July 1, 2024

Created by...
Medica

Medica Elect MNN001 Pediatric Specialty Providers

1,579 providers at 515 locations

■ All providers

Pediatric Specialty Providers

Employee Group

National Proxy Census (Medica Elect MNN001)

Provider Group

Medica Elect MNN001 Pediatric Specialty Providers (Medica Regional Service Area)

20,100 eligible locations

◆ With access (20,093)

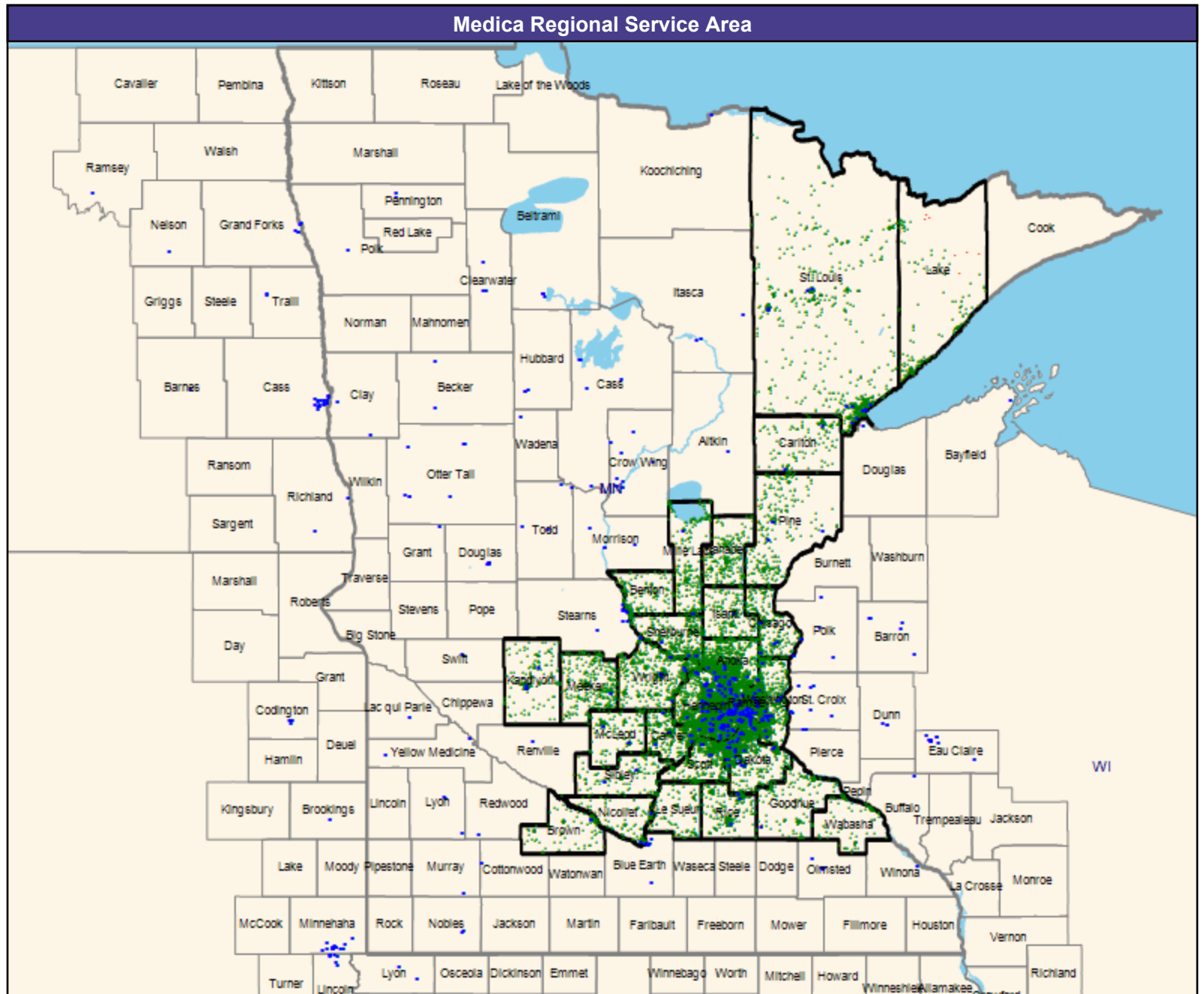
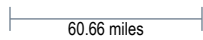
● Without access (7)

The Access Standard is defined as (National Proxy Census (Medica Elect MNN001)) eligibles accessing:

1 (Medica Elect MNN001 Pediatric Specialty Providers (Medica Regional Service Area)) provider in 60 miles or 60 minutes

Service Areas

□ Medica Elect MNN001



Access Detail By County

July 1, 2024

Created by...
Medica

Access Analysis
Pediatric Specialty Providers
Eligible / Provider Groups
National Proxy Census (Medica Elect MNN001)
Medica Elect MNN001 Pediatric Specialty Providers (Medica Regional Service Area)

All Eligibles										
State Abbr	County	Eligible	Provider	Counts	With Access		Without Access		Average Distance	Average Time
		#	Standard	#	#	%	#	%	1	1
MN	Anoka	1,740	1 in 60 miles or 60 mins	205	1,740	100.0	0	0.0	3.2	3.8
	Benton	243	1 in 60 miles or 60 mins	0	243	100.0	0	0.0	7.9	8.7
	Brown	135	1 in 60 miles or 60 mins	5	135	100.0	0	0.0	11.0	12.0
	Carlton	180	1 in 60 miles or 60 mins	3	180	100.0	0	0.0	6.3	6.9
	Carver	795	1 in 60 miles or 60 mins	173	795	100.0	0	0.0	2.9	3.3
	Chisago	271	1 in 60 miles or 60 mins	147	271	100.0	0	0.0	5.6	6.0
	Dakota	1,818	1 in 60 miles or 60 mins	501	1,818	100.0	0	0.0	2.1	2.5
	Goodhue	227	1 in 60 miles or 60 mins	5	227	100.0	0	0.0	17.9	19.6
	Hennepin	5,098	1 in 60 miles or 60 mins	2,954	5,098	100.0	0	0.0	1.6	2.5
	Isanti	226	1 in 60 miles or 60 mins	5	226	100.0	0	0.0	6.9	7.5
	Kanabec	347	1 in 60 miles or 60 mins	0	347	100.0	0	0.0	20.0	21.8
	Kandiyohi	231	1 in 60 miles or 60 mins	55	231	100.0	0	0.0	5.8	6.3
	Lake	213	1 in 60 miles or 60 mins	0	206	96.7	7	3.3	39.4	42.9
	Le Sueur	145	1 in 60 miles or 60 mins	0	145	100.0	0	0.0	14.5	15.7
	McLeod	199	1 in 60 miles or 60 mins	4	199	100.0	0	0.0	5.4	5.8
	Meeker	512	1 in 60 miles or 60 mins	3	512	100.0	0	0.0	11.3	12.3
	Mille Lacs	305	1 in 60 miles or 60 mins	3	305	100.0	0	0.0	10.8	11.7
	Nicollet	161	1 in 60 miles or 60 mins	23	161	100.0	0	0.0	4.6	5.0
	Pine	298	1 in 60 miles or 60 mins	8	298	100.0	0	0.0	10.6	11.5
	Ramsey	2,586	1 in 60 miles or 60 mins	1,185	2,586	100.0	0	0.0	1.2	1.9
	Rice	308	1 in 60 miles or 60 mins	3	308	100.0	0	0.0	5.1	5.5
	Scott	601	1 in 60 miles or 60 mins	49	601	100.0	0	0.0	5.5	6.1
	Sherburne	498	1 in 60 miles or 60 mins	78	498	100.0	0	0.0	4.6	5.0
	Sibley	167	1 in 60 miles or 60 mins	4	167	100.0	0	0.0	7.3	8.0
	St. Louis	919	1 in 60 miles or 60 mins	147	919	100.0	0	0.0	10.4	11.5
	Wabasha	104	1 in 60 miles or 60 mins	0	104	100.0	0	0.0	25.7	28.2
	Washington	1,030	1 in 60 miles or 60 mins	360	1,030	100.0	0	0.0	2.5	2.9
	Wright	743	1 in 60 miles or 60 mins	93	743	100.0	0	0.0	5.0	5.4
	Grand Totals	20,100	1 in 60 miles or 60 mins	6,013	20,093	99.9	7	0.1	4.7	5.4

Physical Therapy, Occupational Therapy, and/or Speech Therapy Services/Medica Elect/MNN001

July 1, 2024

Created by...
Medica

Medica Elect MNN001 Physical Medicine and Rehabilitation and Occupational Medicine

294 providers at 314 locations
■ All providers

Physical Medicine and Rehabilitation and Occupational Medicine

Employee Group
National Proxy Census (Medica Elect MNN001)

Provider Group
Medica Elect MNN001 Physical Medicine and Rehabilitation and Occupational Medicine (Medica Regional Service Area)

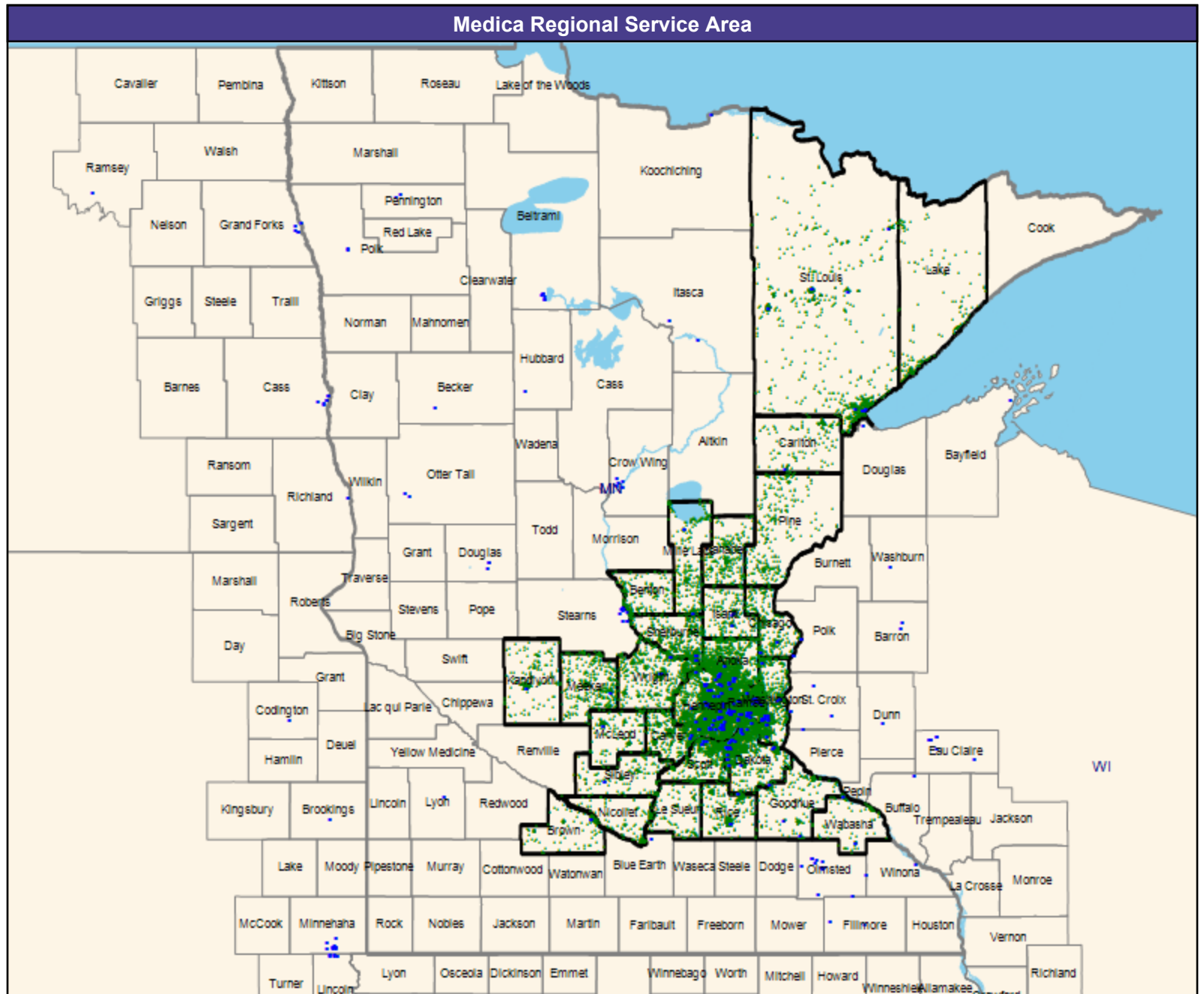
20,100 eligible locations
◆ With access (20,100)
● Without access (0)

The Access Standard is defined as (National Proxy Census (Medica Elect MNN001)) eligibles accessing:

1 (Medica Elect MNN001 Physical Medicine and Rehabilitation and Occupational Medicine (Medica Regional Service Area)) provider in 60 miles or 60 minutes

Service Areas
 Medica Elect MNN001

60.66 miles



Access Detail By County

July 1, 2024

Created by...
Medica

Access Analysis
Physical Medicine and Rehabilitation
and Occupational Medicine

Eligible / Provider Groups
National Proxy Census (Medica Elect
MNN001)
Medica Elect MNN001 Physical
Medicine and Rehabilitation and
Occupational Medicine (Medica
Regional Service Area)

All Eligibles										
State Abbr	County	Eligible	Provider	Counts	With Access		Without Access		Average Distance	Average Time
		#	Standard	#	#	%	#	%	1	1
MN	Anoka	1,740	1 in 60 miles or 60 mins	70	1,740	100.0	0	0.0	3.9	4.8
	Benton	243	1 in 60 miles or 60 mins	0	243	100.0	0	0.0	8.6	9.4
	Brown	135	1 in 60 miles or 60 mins	3	135	100.0	0	0.0	11.7	12.7
	Carlton	180	1 in 60 miles or 60 mins	3	180	100.0	0	0.0	15.5	16.9
	Carver	795	1 in 60 miles or 60 mins	14	795	100.0	0	0.0	7.6	8.3
	Chisago	271	1 in 60 miles or 60 mins	5	271	100.0	0	0.0	8.5	9.3
	Dakota	1,818	1 in 60 miles or 60 mins	140	1,818	100.0	0	0.0	3.0	3.7
	Goodhue	227	1 in 60 miles or 60 mins	18	227	100.0	0	0.0	10.1	10.9
	Hennepin	5,098	1 in 60 miles or 60 mins	413	5,098	100.0	0	0.0	2.1	3.1
	Isanti	226	1 in 60 miles or 60 mins	4	226	100.0	0	0.0	5.9	6.4
	Kanabec	347	1 in 60 miles or 60 mins	0	347	100.0	0	0.0	21.9	23.8
	Kandiyohi	231	1 in 60 miles or 60 mins	2	231	100.0	0	0.0	8.7	9.5
	Lake	213	1 in 60 miles or 60 mins	0	213	100.0	0	0.0	34.3	38.7
	Le Sueur	145	1 in 60 miles or 60 mins	0	145	100.0	0	0.0	18.1	19.7
	McLeod	199	1 in 60 miles or 60 mins	6	199	100.0	0	0.0	10.4	11.3
	Meeker	512	1 in 60 miles or 60 mins	5	512	100.0	0	0.0	13.0	14.1
	Mille Lacs	305	1 in 60 miles or 60 mins	2	305	100.0	0	0.0	10.6	11.5
	Nicollet	161	1 in 60 miles or 60 mins	0	161	100.0	0	0.0	9.2	10.0
	Pine	298	1 in 60 miles or 60 mins	0	298	100.0	0	0.0	23.7	25.8
	Ramsey	2,586	1 in 60 miles or 60 mins	196	2,586	100.0	0	0.0	1.9	3.1
	Rice	308	1 in 60 miles or 60 mins	5	308	100.0	0	0.0	5.7	6.2
	Scott	601	1 in 60 miles or 60 mins	18	601	100.0	0	0.0	6.6	7.3
	Sherburne	498	1 in 60 miles or 60 mins	8	498	100.0	0	0.0	6.1	6.6
	Sibley	167	1 in 60 miles or 60 mins	1	167	100.0	0	0.0	14.3	15.5
	St. Louis	919	1 in 60 miles or 60 mins	57	919	100.0	0	0.0	8.5	9.6
	Wabasha	104	1 in 60 miles or 60 mins	12	104	100.0	0	0.0	8.7	9.4
	Washington	1,030	1 in 60 miles or 60 mins	111	1,030	100.0	0	0.0	3.1	3.7
	Wright	743	1 in 60 miles or 60 mins	9	743	100.0	0	0.0	7.3	8.0
	Grand Totals	20,100	1 in 60 miles or 60 mins	1,102	20,100	100.0	0	0.0	5.7	6.7

Physical Medicine and Rehabilitation and Occupational Medicine/Medica Elect/MNN001

July 1, 2024

Created by...
Medica

Medica Elect MNN001 Physical, Occupational, and Speech

6,389 providers at 1,190 locations

■ All providers

Physical, Occupational, and Speech

Employee Group

National Proxy Census (Medica Elect MNN001)

Provider Group

Medica Elect MNN001 Physical, Occupational, and Speech (Medica Regional Service Area)

20,100 eligible locations

◆ With access (20,100)

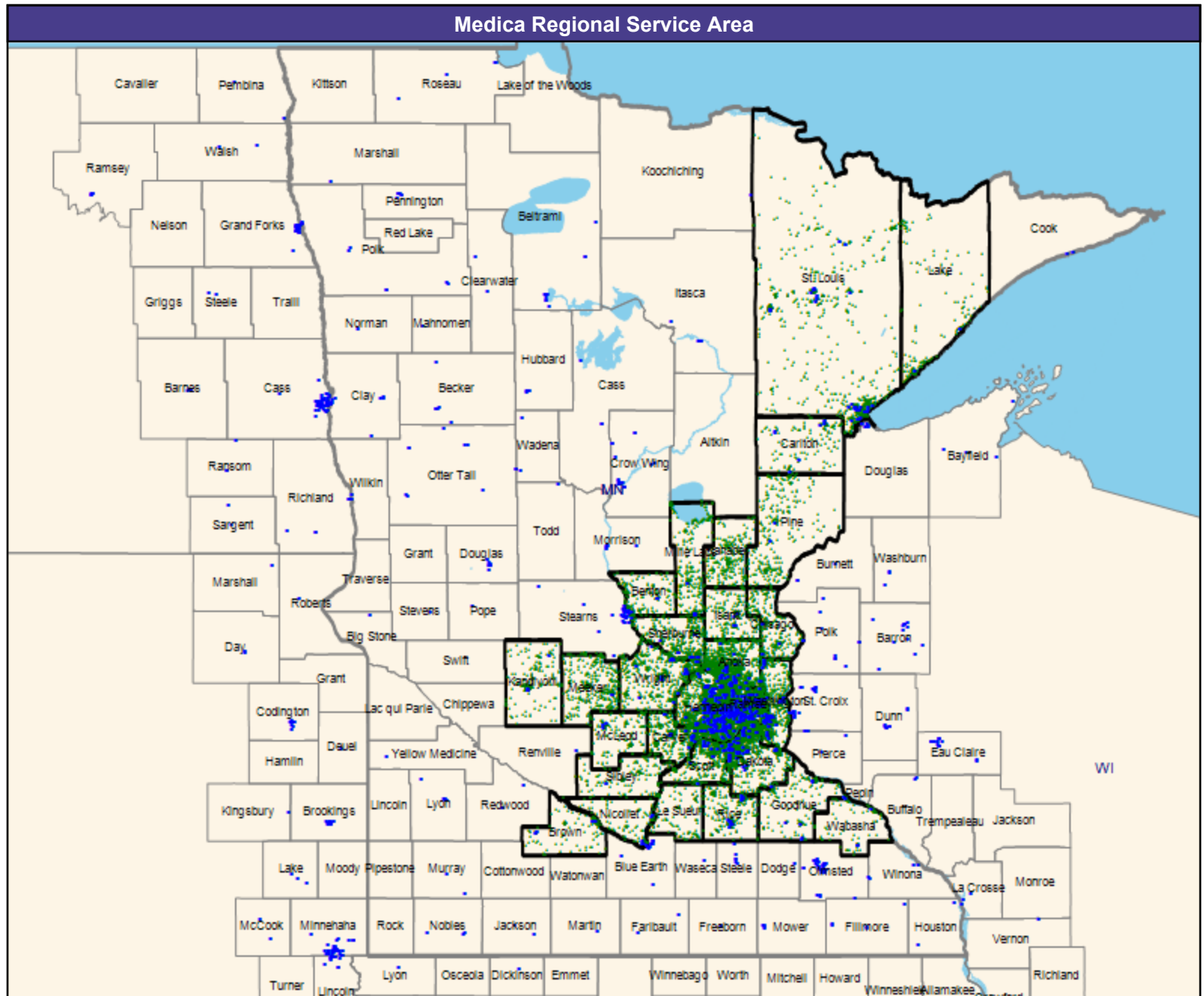
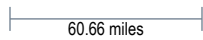
● Without access (0)

The Access Standard is defined as (National Proxy Census (Medica Elect MNN001)) eligibles accessing:

1 (Medica Elect MNN001 Physical, Occupational, and Speech (Medica Regional Service Area)) provider in 60 miles or 60 minutes

Service Areas

□ Medica Elect MNN001



Access Detail By County

July 1, 2024

Created by...
Medica

Access Analysis
Physical, Occupational, and Speech

Eligible / Provider Groups
National Proxy Census (Medica Elect MNN001)
Medica Elect MNN001 Physical, Occupational, and Speech (Medica Regional Service Area)

All Eligibles										
State Abbr	County	Eligible	Provider	Counts	With Access		Without Access		Average Distance	Average Time
		#	Standard	#	#	%	#	%	1	1
MN	Anoka	1,740	1 in 60 miles or 60 mins	1,989	1,740	100.0	0	0.0	2.1	2.5
	Benton	243	1 in 60 miles or 60 mins	27	243	100.0	0	0.0	4.4	4.7
	Brown	135	1 in 60 miles or 60 mins	30	135	100.0	0	0.0	6.4	7.0
	Carlton	180	1 in 60 miles or 60 mins	43	180	100.0	0	0.0	4.2	4.6
	Carver	795	1 in 60 miles or 60 mins	503	795	100.0	0	0.0	3.0	3.3
	Chisago	271	1 in 60 miles or 60 mins	50	271	100.0	0	0.0	5.6	6.1
	Dakota	1,818	1 in 60 miles or 60 mins	2,734	1,818	100.0	0	0.0	1.7	2.1
	Goodhue	227	1 in 60 miles or 60 mins	33	227	100.0	0	0.0	4.4	4.8
	Hennepin	5,098	1 in 60 miles or 60 mins	8,738	5,098	100.0	0	0.0	1.1	1.7
	Isanti	226	1 in 60 miles or 60 mins	117	226	100.0	0	0.0	5.0	5.5
	Kanabec	347	1 in 60 miles or 60 mins	0	347	100.0	0	0.0	19.2	20.9
	Kandiyohi	231	1 in 60 miles or 60 mins	23	231	100.0	0	0.0	5.9	6.4
	Lake	213	1 in 60 miles or 60 mins	11	213	100.0	0	0.0	10.1	11.0
	Le Sueur	145	1 in 60 miles or 60 mins	0	145	100.0	0	0.0	9.5	10.3
	McLeod	199	1 in 60 miles or 60 mins	36	199	100.0	0	0.0	8.5	9.3
	Meeker	512	1 in 60 miles or 60 mins	28	512	100.0	0	0.0	10.3	11.2
	Mille Lacs	305	1 in 60 miles or 60 mins	19	305	100.0	0	0.0	10.8	11.8
	Nicollet	161	1 in 60 miles or 60 mins	45	161	100.0	0	0.0	4.0	4.3
	Pine	298	1 in 60 miles or 60 mins	2	298	100.0	0	0.0	10.4	11.3
	Ramsey	2,586	1 in 60 miles or 60 mins	2,746	2,586	100.0	0	0.0	0.9	1.4
	Rice	308	1 in 60 miles or 60 mins	58	308	100.0	0	0.0	3.9	4.2
	Scott	601	1 in 60 miles or 60 mins	210	601	100.0	0	0.0	3.0	3.3
	Sherburne	498	1 in 60 miles or 60 mins	396	498	100.0	0	0.0	3.0	3.2
	Sibley	167	1 in 60 miles or 60 mins	2	167	100.0	0	0.0	11.9	13.0
	St. Louis	919	1 in 60 miles or 60 mins	644	919	100.0	0	0.0	6.2	6.8
	Wabasha	104	1 in 60 miles or 60 mins	18	104	100.0	0	0.0	4.9	5.3
	Washington	1,030	1 in 60 miles or 60 mins	1,878	1,030	100.0	0	0.0	1.9	2.2
Wright	743	1 in 60 miles or 60 mins	856	743	100.0	0	0.0	3.0	3.2	
Grand Totals		20,100	1 in 60 miles or 60 mins	21,236	20,100	100.0	0	0.0	3.3	3.8

Podiatry/Medica Elect/MNN001

July 1, 2024

Created by...
Medica

Medica Elect MNN001 Podiatry

262 providers at 417 locations

■ All providers

Podiatry

Employee Group

National Proxy Census (Medica Elect MNN001)

Provider Group

Medica Elect MNN001 Podiatry (Medica Regional Service Area)

20,100 eligible locations

◆ With access (20,100)

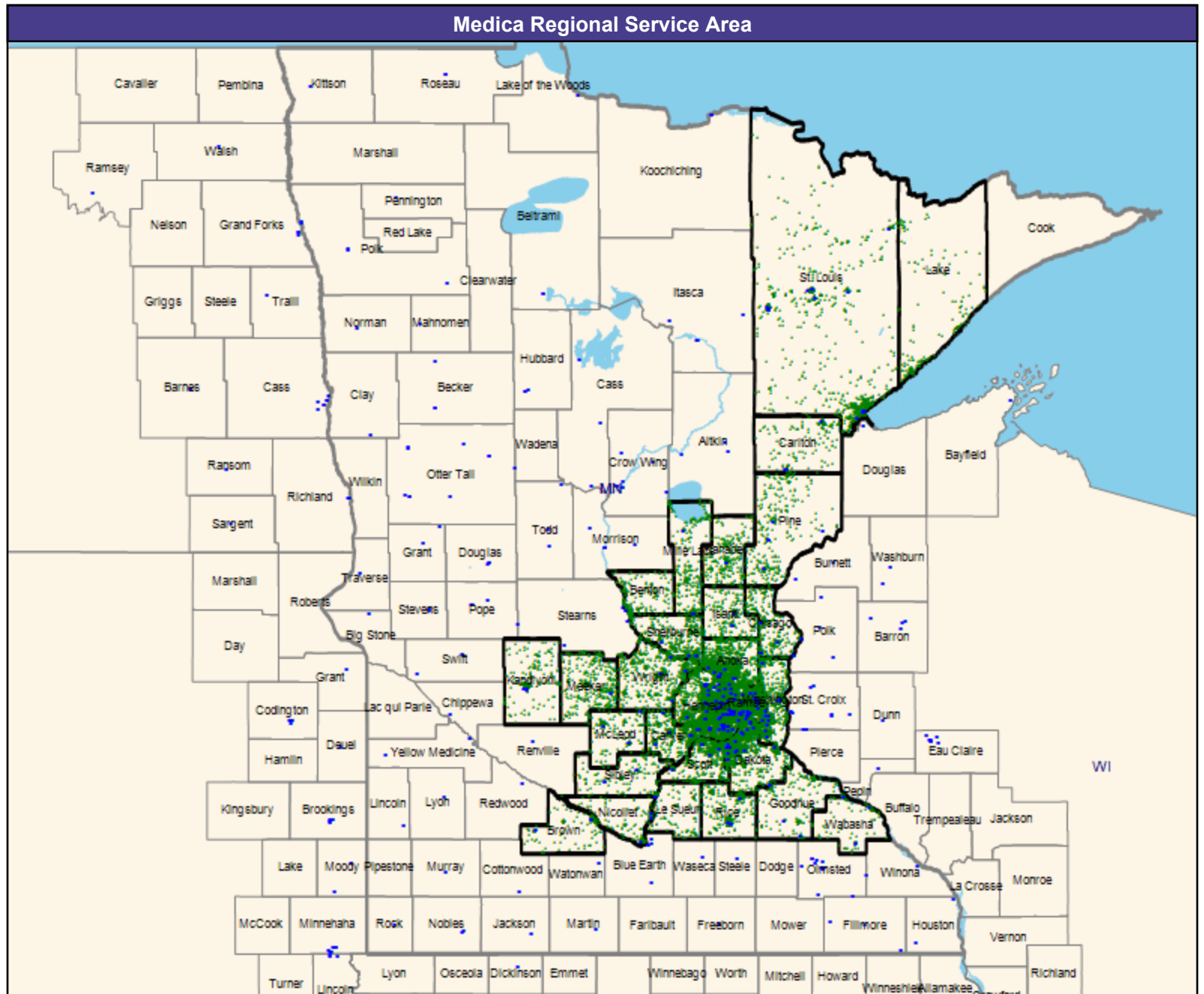
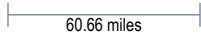
● Without access (0)

The Access Standard is defined as (National Proxy Census (Medica Elect MNN001)) eligibles accessing:

1 (Medica Elect MNN001 Podiatry (Medica Regional Service Area)) provider in 60 miles or 60 minutes

Service Areas

□ Medica Elect MNN001



Access Detail By County

July 1, 2024

Created by...
Medica

Access Analysis
Podiatry
Eligible / Provider Groups
National Proxy Census (Medica Elect MNN001)
Medica Elect MNN001 Podiatry (Medica Regional Service Area)

All Eligibles										
State Abbr	County	Eligible	Provider	Counts	With Access		Without Access		Average Distance	Average Time
		#	Standard	#	#	%	#	%	1	1
MN	Anoka	1,740	1 in 60 miles or 60 mins	53	1,740	100.0	0	0.0	3.6	4.3
	Benton	243	1 in 60 miles or 60 mins	0	243	100.0	0	0.0	8.4	9.3
	Brown	135	1 in 60 miles or 60 mins	3	135	100.0	0	0.0	6.4	7.0
	Carlton	180	1 in 60 miles or 60 mins	10	180	100.0	0	0.0	6.7	7.3
	Carver	795	1 in 60 miles or 60 mins	18	795	100.0	0	0.0	2.9	3.3
	Chisago	271	1 in 60 miles or 60 mins	7	271	100.0	0	0.0	5.4	5.8
	Dakota	1,818	1 in 60 miles or 60 mins	60	1,818	100.0	0	0.0	2.7	3.2
	Goodhue	227	1 in 60 miles or 60 mins	6	227	100.0	0	0.0	10.0	10.9
	Hennepin	5,098	1 in 60 miles or 60 mins	275	5,098	100.0	0	0.0	1.9	2.9
	Isanti	226	1 in 60 miles or 60 mins	3	226	100.0	0	0.0	5.6	6.1
	Kanabec	347	1 in 60 miles or 60 mins	4	347	100.0	0	0.0	6.3	6.8
	Kandiyohi	231	1 in 60 miles or 60 mins	4	231	100.0	0	0.0	7.1	7.6
	Lake	213	1 in 60 miles or 60 mins	0	213	100.0	0	0.0	34.5	40.3
	Le Sueur	145	1 in 60 miles or 60 mins	4	145	100.0	0	0.0	11.2	12.1
	McLeod	199	1 in 60 miles or 60 mins	3	199	100.0	0	0.0	4.3	4.6
	Meeker	512	1 in 60 miles or 60 mins	1	512	100.0	0	0.0	11.3	12.3
	Mille Lacs	305	1 in 60 miles or 60 mins	1	305	100.0	0	0.0	10.3	11.2
	Nicollet	161	1 in 60 miles or 60 mins	7	161	100.0	0	0.0	4.3	4.6
	Pine	298	1 in 60 miles or 60 mins	9	298	100.0	0	0.0	6.7	7.3
	Ramsey	2,586	1 in 60 miles or 60 mins	83	2,586	100.0	0	0.0	1.6	2.6
	Rice	308	1 in 60 miles or 60 mins	8	308	100.0	0	0.0	5.0	5.4
	Scott	601	1 in 60 miles or 60 mins	11	601	100.0	0	0.0	4.1	4.6
	Sherburne	498	1 in 60 miles or 60 mins	12	498	100.0	0	0.0	4.7	5.1
	Sibley	167	1 in 60 miles or 60 mins	2	167	100.0	0	0.0	6.3	6.8
	St. Louis	919	1 in 60 miles or 60 mins	39	919	100.0	0	0.0	7.8	9.0
	Wabasha	104	1 in 60 miles or 60 mins	9	104	100.0	0	0.0	5.1	5.5
	Washington	1,030	1 in 60 miles or 60 mins	28	1,030	100.0	0	0.0	2.9	3.4
	Wright	743	1 in 60 miles or 60 mins	9	743	100.0	0	0.0	5.4	5.8
	Grand Totals	20,100	1 in 60 miles or 60 mins	669	20,100	100.0	0	0.0	4.2	5.0

Pulmonary Disease/Medica Elect/MNN001

July 1, 2024

Created by...
Medica

Medica Elect MNN001 Pulmonary Disease

308 providers at 207 locations

■ All providers

Pulmonary Disease

Employee Group

National Proxy Census (Medica Elect MNN001)

Provider Group

Medica Elect MNN001 Pulmonary Disease (Medica Regional Service Area)

20,100 eligible locations

◆ With access (20,100)

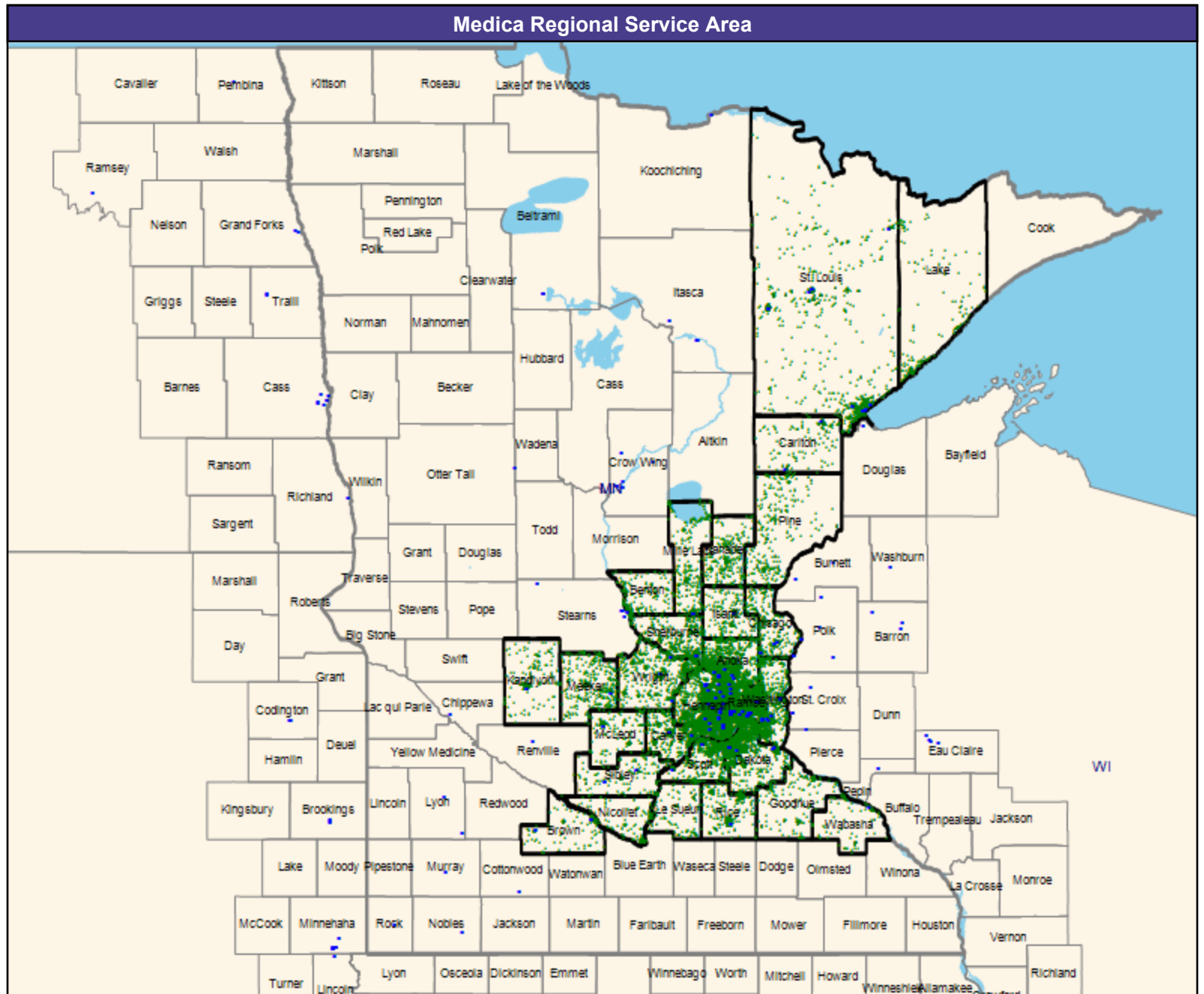
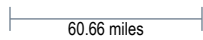
● Without access (0)

The Access Standard is defined as (National Proxy Census (Medica Elect MNN001)) eligibles accessing:

1 (Medica Elect MNN001 Pulmonary Disease (Medica Regional Service Area)) provider in 60 miles or 60 minutes

Service Areas

□ Medica Elect MNN001



Access Detail By County

July 1, 2024

Created by...
Medica

Access Analysis
Pulmonary Disease
Eligible / Provider Groups
National Proxy Census (Medica Elect MNN001)
Medica Elect MNN001 Pulmonary Disease (Medica Regional Service Area)

All Eligibles										
State Abbr	County	Eligible	Provider	Counts	With Access		Without Access		Average Distance	Average Time
		#	Standard	#	#	%	#	%	1	1
MN	Anoka	1,740	1 in 60 miles or 60 mins	54	1,740	100.0	0	0.0	4.1	5.0
	Benton	243	1 in 60 miles or 60 mins	0	243	100.0	0	0.0	8.8	10.3
	Brown	135	1 in 60 miles or 60 mins	7	135	100.0	0	0.0	6.7	7.3
	Carlton	180	1 in 60 miles or 60 mins	3	180	100.0	0	0.0	7.0	7.6
	Carver	795	1 in 60 miles or 60 mins	6	795	100.0	0	0.0	5.3	5.9
	Chisago	271	1 in 60 miles or 60 mins	80	271	100.0	0	0.0	8.3	9.0
	Dakota	1,818	1 in 60 miles or 60 mins	95	1,818	100.0	0	0.0	5.3	7.3
	Goodhue	227	1 in 60 miles or 60 mins	0	227	100.0	0	0.0	22.5	24.5
	Hennepin	5,098	1 in 60 miles or 60 mins	657	5,098	100.0	0	0.0	2.7	4.2
	Isanti	226	1 in 60 miles or 60 mins	3	226	100.0	0	0.0	7.4	8.1
	Kanabec	347	1 in 60 miles or 60 mins	0	347	100.0	0	0.0	24.3	26.5
	Kandiyohi	231	1 in 60 miles or 60 mins	2	231	100.0	0	0.0	8.6	9.4
	Lake	213	1 in 60 miles or 60 mins	0	213	100.0	0	0.0	35.1	38.2
	Le Sueur	145	1 in 60 miles or 60 mins	0	145	100.0	0	0.0	18.6	20.2
	McLeod	199	1 in 60 miles or 60 mins	5	199	100.0	0	0.0	9.0	9.8
	Meeker	512	1 in 60 miles or 60 mins	5	512	100.0	0	0.0	13.0	14.1
	Mille Lacs	305	1 in 60 miles or 60 mins	0	305	100.0	0	0.0	18.9	20.6
	Nicollet	161	1 in 60 miles or 60 mins	0	161	100.0	0	0.0	20.7	22.5
	Pine	298	1 in 60 miles or 60 mins	0	298	100.0	0	0.0	17.5	19.1
	Ramsey	2,586	1 in 60 miles or 60 mins	144	2,586	100.0	0	0.0	2.7	4.4
	Rice	308	1 in 60 miles or 60 mins	1	308	100.0	0	0.0	9.9	10.8
	Scott	601	1 in 60 miles or 60 mins	5	601	100.0	0	0.0	6.4	7.3
	Sherburne	498	1 in 60 miles or 60 mins	75	498	100.0	0	0.0	6.3	6.9
	Sibley	167	1 in 60 miles or 60 mins	3	167	100.0	0	0.0	7.2	7.9
	St. Louis	919	1 in 60 miles or 60 mins	42	919	100.0	0	0.0	8.5	9.4
	Wabasha	104	1 in 60 miles or 60 mins	3	104	100.0	0	0.0	15.2	16.5
	Washington	1,030	1 in 60 miles or 60 mins	37	1,030	100.0	0	0.0	4.4	5.3
	Wright	743	1 in 60 miles or 60 mins	5	743	100.0	0	0.0	7.1	7.8
	Grand Totals	20,100	1 in 60 miles or 60 mins	1,232	20,100	100.0	0	0.0	6.4	7.7

Radiology and Nuclear Medicine/Medica Elect/MNN001

July 1, 2024

Created by...
Medica

Medica Elect MNN001 Radiology and Nuclear Medicine

1,718 providers at 386 locations

■ All providers

Radiology and Nuclear Medicine

Employee Group

National Proxy Census (Medica Elect MNN001)

Provider Group

Medica Elect MNN001 Radiology and Nuclear Medicine (Medica Regional Service Area)

20,100 eligible locations

◆ With access (20,051)

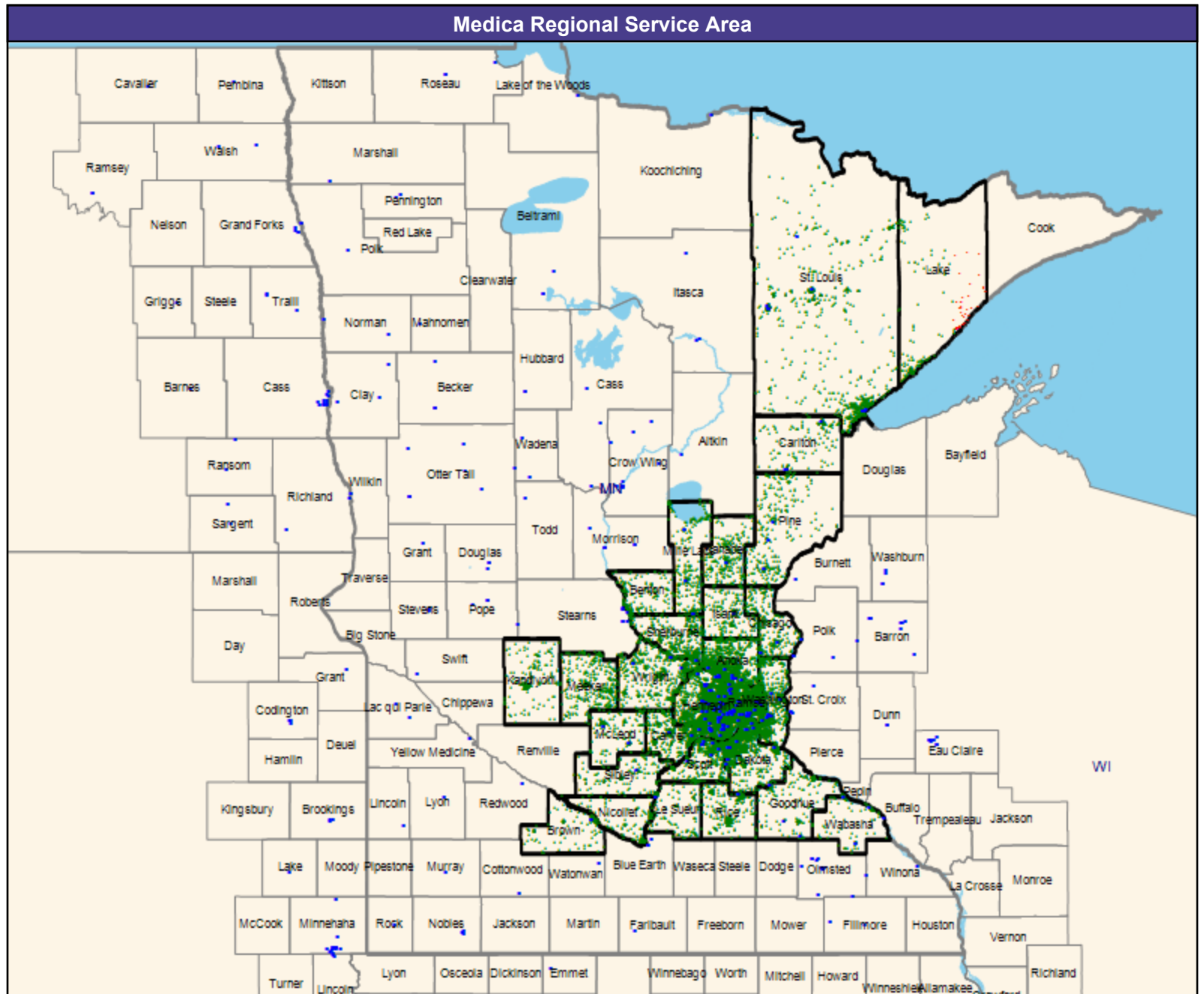
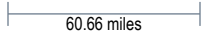
● Without access (49)

The Access Standard is defined as (National Proxy Census (Medica Elect MNN001)) eligibles accessing:

1 (Medica Elect MNN001 Radiology and Nuclear Medicine (Medica Regional Service Area)) provider in 60 miles or 60 minutes

Service Areas

□ Medica Elect MNN001



Access Detail By County

July 1, 2024

Created by...
Medica

Access Analysis
Radiology and Nuclear Medicine
Eligible / Provider Groups
National Proxy Census (Medica Elect MNN001)
Medica Elect MNN001 Radiology and Nuclear Medicine (Medica Regional Service Area)

All Eligibles										
State Abbr	County	Eligible	Provider	Counts	With Access		Without Access		Average Distance	Average Time
		#	Standard	#	#	%	#	%	1	1
MN	Anoka	1,740	1 in 60 miles or 60 mins	2,427	1,740	100.0	0	0.0	3.6	4.4
	Benton	243	1 in 60 miles or 60 mins	0	243	100.0	0	0.0	7.4	8.2
	Brown	135	1 in 60 miles or 60 mins	6	135	100.0	0	0.0	10.5	11.4
	Carlton	180	1 in 60 miles or 60 mins	177	180	100.0	0	0.0	6.9	7.4
	Carver	795	1 in 60 miles or 60 mins	245	795	100.0	0	0.0	4.9	5.4
	Chisago	271	1 in 60 miles or 60 mins	1,035	271	100.0	0	0.0	7.7	8.4
	Dakota	1,818	1 in 60 miles or 60 mins	2,765	1,818	100.0	0	0.0	3.6	4.3
	Goodhue	227	1 in 60 miles or 60 mins	273	227	100.0	0	0.0	10.1	11.0
	Hennepin	5,098	1 in 60 miles or 60 mins	12,848	5,098	100.0	0	0.0	2.2	3.3
	Isanti	226	1 in 60 miles or 60 mins	3	226	100.0	0	0.0	7.4	8.0
	Kanabec	347	1 in 60 miles or 60 mins	9	347	100.0	0	0.0	6.1	6.7
	Kandiyohi	231	1 in 60 miles or 60 mins	0	231	100.0	0	0.0	26.5	28.8
	Lake	213	1 in 60 miles or 60 mins	0	164	77.0	49	23.0	44.5	54.8
	Le Sueur	145	1 in 60 miles or 60 mins	21	145	100.0	0	0.0	12.5	13.6
	McLeod	199	1 in 60 miles or 60 mins	15	199	100.0	0	0.0	6.1	6.6
	Meeker	512	1 in 60 miles or 60 mins	0	512	100.0	0	0.0	19.6	21.3
	Mille Lacs	305	1 in 60 miles or 60 mins	60	305	100.0	0	0.0	6.1	6.7
	Nicollet	161	1 in 60 miles or 60 mins	0	161	100.0	0	0.0	8.5	9.2
	Pine	298	1 in 60 miles or 60 mins	16	298	100.0	0	0.0	7.5	8.1
	Ramsey	2,586	1 in 60 miles or 60 mins	4,124	2,586	100.0	0	0.0	2.1	3.3
	Rice	308	1 in 60 miles or 60 mins	0	308	100.0	0	0.0	12.0	13.0
	Scott	601	1 in 60 miles or 60 mins	789	601	100.0	0	0.0	3.5	3.9
	Sherburne	498	1 in 60 miles or 60 mins	339	498	100.0	0	0.0	6.6	7.2
	Sibley	167	1 in 60 miles or 60 mins	24	167	100.0	0	0.0	9.8	10.6
	St. Louis	919	1 in 60 miles or 60 mins	1,279	919	100.0	0	0.0	10.2	12.0
	Wabasha	104	1 in 60 miles or 60 mins	201	104	100.0	0	0.0	4.9	5.3
	Washington	1,030	1 in 60 miles or 60 mins	755	1,030	100.0	0	0.0	4.1	4.8
	Wright	743	1 in 60 miles or 60 mins	1,358	743	100.0	0	0.0	7.9	8.7
	Grand Totals	20,100	1 in 60 miles or 60 mins	28,769	20,051	99.8	49	0.2	5.5	6.6

Reconstructive Surgery/Medica Elect/MNN001

July 1, 2024

Created by...
Medica

Medica Elect MNN001 Reconstructive Surgery

109 providers at 116 locations

■ All providers

Reconstructive Surgery

Employee Group

National Proxy Census (Medica Elect MNN001)

Provider Group

Medica Elect MNN001 Reconstructive Surgery (Medica Regional Service Area)

20,100 eligible locations

◆ With access (19,886)

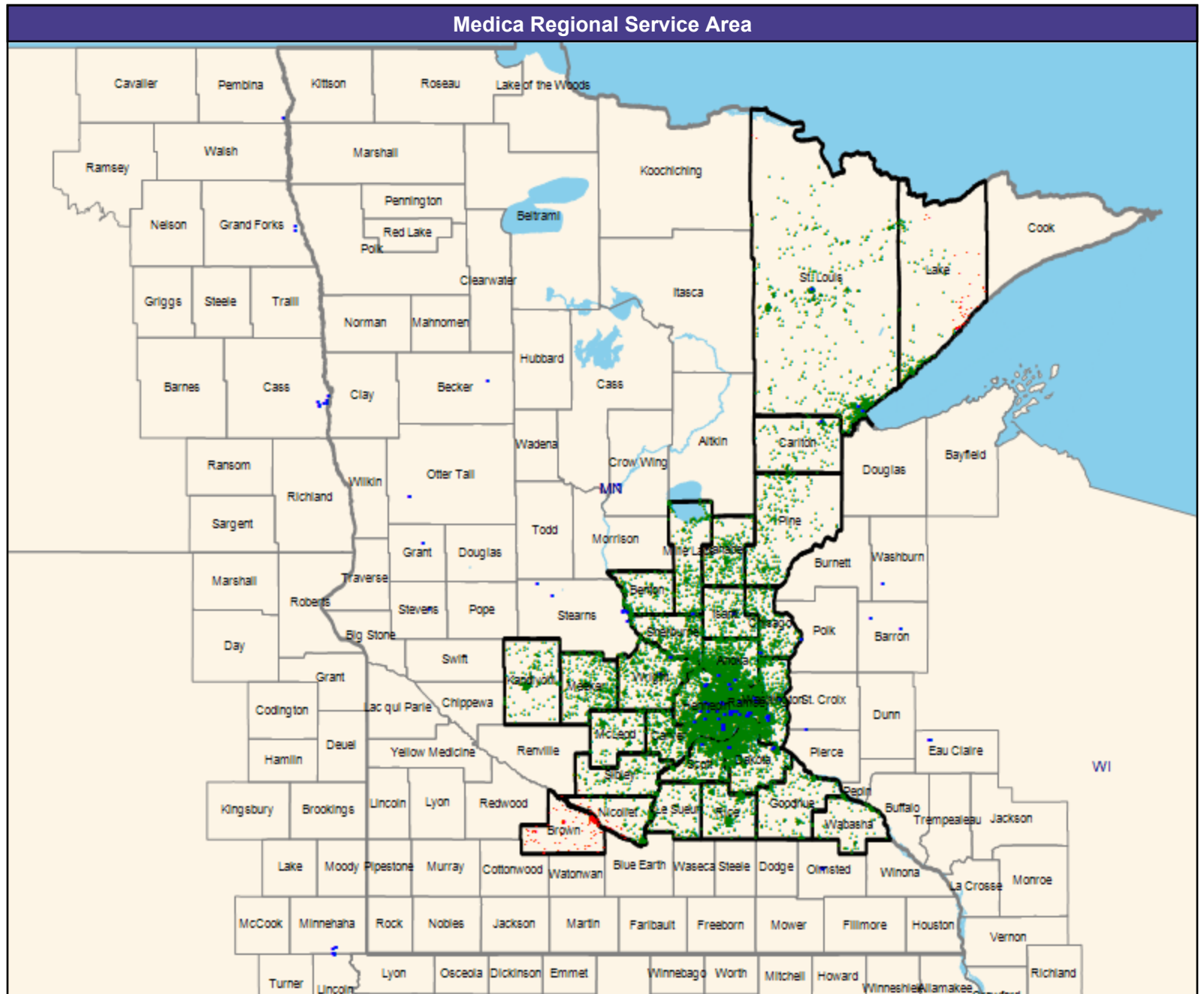
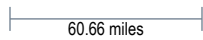
● Without access (214)

The Access Standard is defined as (National Proxy Census (Medica Elect MNN001)) eligibles accessing:

1 (Medica Elect MNN001 Reconstructive Surgery (Medica Regional Service Area)) provider in 60 miles or 60 minutes

Service Areas

□ Medica Elect MNN001



Access Detail By County

July 1, 2024

Created by...
Medica

Access Analysis
Reconstructive Surgery
Eligible / Provider Groups
National Proxy Census (Medica Elect MNN001)
Medica Elect MNN001
Reconstructive Surgery (Medica Regional Service Area)

All Eligibles										
State Abbr	County	Eligible	Provider	Counts	With Access		Without Access		Average Distance	Average Time
		#	Standard	#	#	%	#	%	1	1
MN	Anoka	1,740	1 in 60 miles or 60 mins	17	1,740	100.0	0	0.0	5.4	6.9
	Benton	243	1 in 60 miles or 60 mins	0	243	100.0	0	0.0	8.8	10.3
	Brown	135	1 in 60 miles or 60 mins	0	0	0.0	135	100.0	73.3	79.9
	Carlton	180	1 in 60 miles or 60 mins	2	180	100.0	0	0.0	12.2	13.3
	Carver	795	1 in 60 miles or 60 mins	0	795	100.0	0	0.0	10.5	11.6
	Chisago	271	1 in 60 miles or 60 mins	10	271	100.0	0	0.0	10.6	11.6
	Dakota	1,818	1 in 60 miles or 60 mins	15	1,818	100.0	0	0.0	6.6	8.6
	Goodhue	227	1 in 60 miles or 60 mins	0	227	100.0	0	0.0	24.1	26.2
	Hennepin	5,098	1 in 60 miles or 60 mins	216	5,098	100.0	0	0.0	2.9	4.5
	Isanti	226	1 in 60 miles or 60 mins	2	226	100.0	0	0.0	7.5	8.1
	Kanabec	347	1 in 60 miles or 60 mins	0	347	100.0	0	0.0	24.5	26.7
	Kandiyohi	231	1 in 60 miles or 60 mins	0	231	100.0	0	0.0	40.0	43.6
	Lake	213	1 in 60 miles or 60 mins	0	161	75.6	52	24.4	45.5	49.6
	Le Sueur	145	1 in 60 miles or 60 mins	0	145	100.0	0	0.0	33.3	36.3
	McLeod	199	1 in 60 miles or 60 mins	0	199	100.0	0	0.0	35.1	38.3
	Meeker	512	1 in 60 miles or 60 mins	0	512	100.0	0	0.0	32.0	34.9
	Mille Lacs	305	1 in 60 miles or 60 mins	0	305	100.0	0	0.0	19.5	21.3
	Nicollet	161	1 in 60 miles or 60 mins	0	137	85.1	24	14.9	53.9	58.8
	Pine	298	1 in 60 miles or 60 mins	0	298	100.0	0	0.0	36.2	39.5
	Ramsey	2,586	1 in 60 miles or 60 mins	78	2,586	100.0	0	0.0	2.6	4.1
	Rice	308	1 in 60 miles or 60 mins	0	308	100.0	0	0.0	28.2	33.0
	Scott	601	1 in 60 miles or 60 mins	4	601	100.0	0	0.0	8.3	9.4
	Sherburne	498	1 in 60 miles or 60 mins	2	498	100.0	0	0.0	8.7	9.4
	Sibley	167	1 in 60 miles or 60 mins	0	166	99.4	1	0.6	40.2	43.9
	St. Louis	919	1 in 60 miles or 60 mins	18	917	99.8	2	0.2	14.1	15.5
	Wabasha	104	1 in 60 miles or 60 mins	0	104	100.0	0	0.0	28.7	31.2
	Washington	1,030	1 in 60 miles or 60 mins	46	1,030	100.0	0	0.0	4.9	5.8
	Wright	743	1 in 60 miles or 60 mins	17	743	100.0	0	0.0	9.8	10.8
	Grand Totals	20,100	1 in 60 miles or 60 mins	427	19,886	98.9	214	1.1	10.4	12.2

Rheumatology/Medica Elect/MNN001

July 1, 2024

Created by...
Medica

Medica Elect MNN001 Rheumatology

128 providers at 117 locations

■ All providers

Rheumatology

Employee Group

National Proxy Census (Medica Elect MNN001)

Provider Group

Medica Elect MNN001 Rheumatology (Medica Regional Service Area)

20,100 eligible locations

◆ With access (20,025)

● Without access (75)

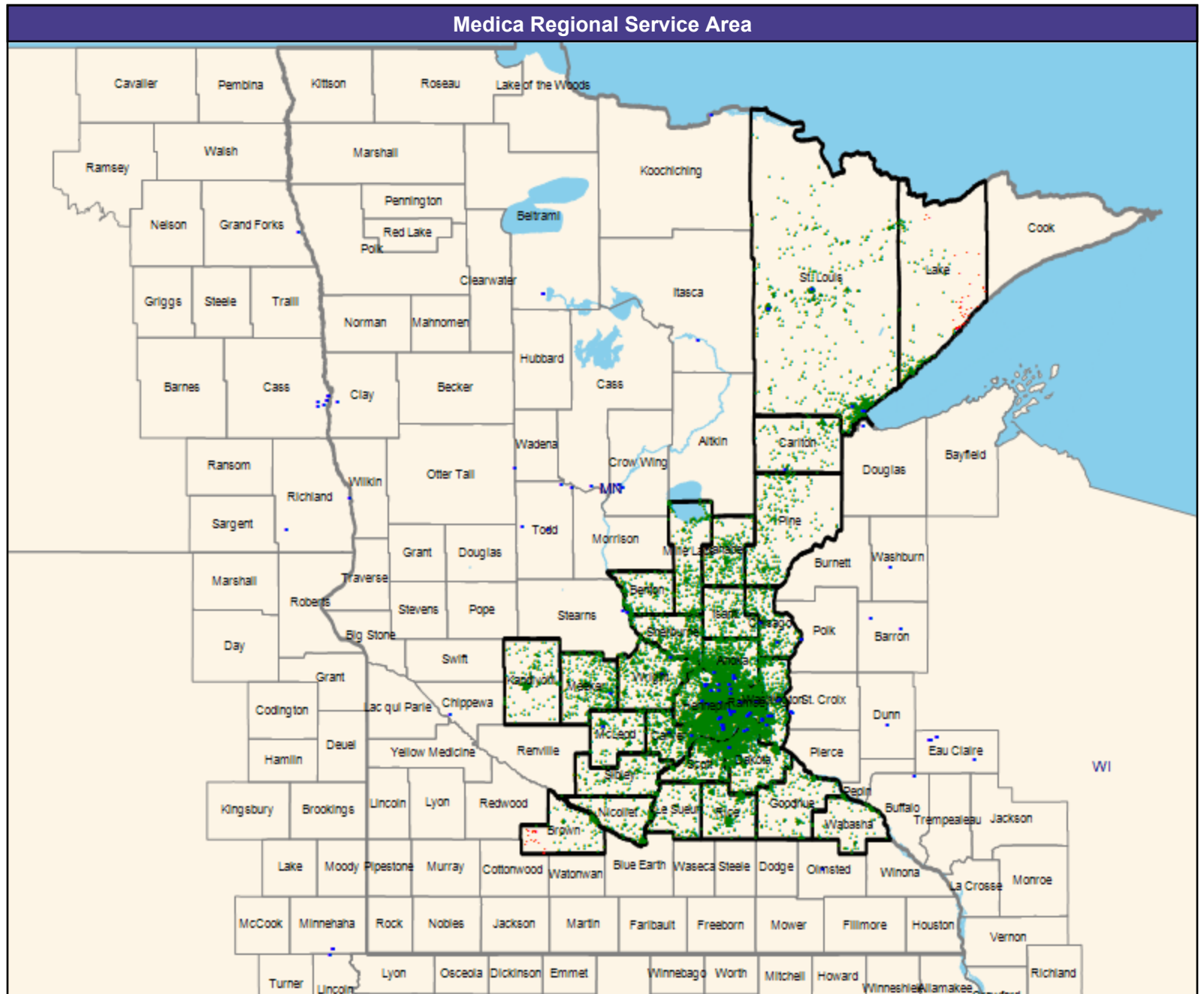
The Access Standard is defined as (National Proxy Census (Medica Elect MNN001)) eligibles accessing:

1 (Medica Elect MNN001 Rheumatology (Medica Regional Service Area)) provider in 60 miles or 60 minutes

Service Areas

□ Medica Elect MNN001

60.66 miles



Access Detail By County

July 1, 2024

Created by...
Medica

Access Analysis
Rheumatology
Eligible / Provider Groups
National Proxy Census (Medica Elect MNN001)
Medica Elect MNN001 Rheumatology (Medica Regional Service Area)

All Eligibles										
State Abbr	County	Eligible	Provider	Counts	With Access		Without Access		Average Distance	Average Time
		#	Standard	#	#	%	#	%	1	1
MN	Anoka	1,740	1 in 60 miles or 60 mins	13	1,740	100.0	0	0.0	4.9	6.2
	Benton	243	1 in 60 miles or 60 mins	0	243	100.0	0	0.0	9.3	11.1
	Brown	135	1 in 60 miles or 60 mins	0	112	83.0	23	17.0	48.3	52.7
	Carlton	180	1 in 60 miles or 60 mins	1	180	100.0	0	0.0	15.5	16.9
	Carver	795	1 in 60 miles or 60 mins	3	795	100.0	0	0.0	5.6	6.2
	Chisago	271	1 in 60 miles or 60 mins	3	271	100.0	0	0.0	6.8	7.4
	Dakota	1,818	1 in 60 miles or 60 mins	13	1,818	100.0	0	0.0	6.7	8.2
	Goodhue	227	1 in 60 miles or 60 mins	0	227	100.0	0	0.0	30.6	34.0
	Hennepin	5,098	1 in 60 miles or 60 mins	173	5,098	100.0	0	0.0	3.4	5.0
	Isanti	226	1 in 60 miles or 60 mins	0	226	100.0	0	0.0	16.4	17.8
	Kanabec	347	1 in 60 miles or 60 mins	0	347	100.0	0	0.0	35.7	39.0
	Kandiyohi	231	1 in 60 miles or 60 mins	0	231	100.0	0	0.0	35.8	39.0
	Lake	213	1 in 60 miles or 60 mins	0	161	75.6	52	24.4	45.6	51.1
	Le Sueur	145	1 in 60 miles or 60 mins	0	145	100.0	0	0.0	32.1	35.0
	McLeod	199	1 in 60 miles or 60 mins	3	199	100.0	0	0.0	10.2	11.1
	Meeker	512	1 in 60 miles or 60 mins	2	512	100.0	0	0.0	13.3	14.4
	Mille Lacs	305	1 in 60 miles or 60 mins	0	305	100.0	0	0.0	33.4	36.7
	Nicollet	161	1 in 60 miles or 60 mins	0	161	100.0	0	0.0	42.7	46.5
	Pine	298	1 in 60 miles or 60 mins	0	298	100.0	0	0.0	22.2	24.2
	Ramsey	2,586	1 in 60 miles or 60 mins	25	2,586	100.0	0	0.0	2.9	4.7
	Rice	308	1 in 60 miles or 60 mins	0	308	100.0	0	0.0	28.6	34.2
	Scott	601	1 in 60 miles or 60 mins	0	601	100.0	0	0.0	9.9	11.5
	Sherburne	498	1 in 60 miles or 60 mins	0	498	100.0	0	0.0	12.0	13.2
	Sibley	167	1 in 60 miles or 60 mins	0	167	100.0	0	0.0	25.1	27.4
	St. Louis	919	1 in 60 miles or 60 mins	12	919	100.0	0	0.0	11.5	13.0
	Wabasha	104	1 in 60 miles or 60 mins	0	104	100.0	0	0.0	27.2	29.6
	Washington	1,030	1 in 60 miles or 60 mins	18	1,030	100.0	0	0.0	5.1	6.1
	Wright	743	1 in 60 miles or 60 mins	2	743	100.0	0	0.0	8.9	9.8
	Grand Totals	20,100	1 in 60 miles or 60 mins	268	20,025	99.6	75	0.4	9.5	11.2

Substance Use Disorder (SUD) Outpatient/Medica Elect/MNN001

July 1, 2024

Created by...
Medica

Medica Elect MNN001 Substance Use Disorder (SUD) Outpatient

277 providers at 697 locations

■ All providers

Substance Use Disorder (SUD) Outpatient

Employee Group

National Proxy Census (Medica Elect MNN001)

Provider Group

Medica Elect MNN001 Substance Use Disorder (SUD) Outpatient (Medica Regional Service Area)

20,100 eligible locations

◆ With access (20,098)

● Without access (2)

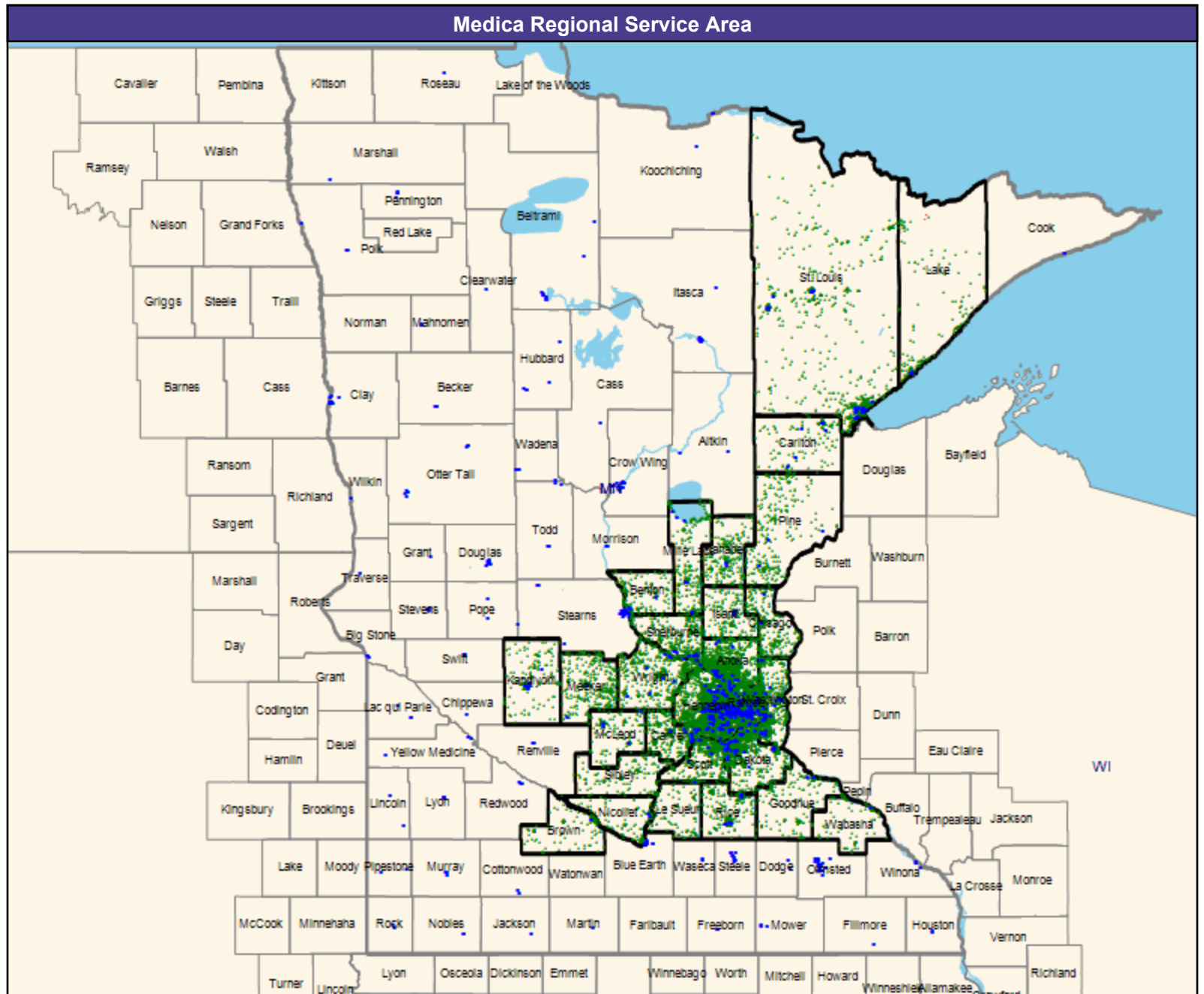
The Access Standard is defined as (National Proxy Census (Medica Elect MNN001)) eligibles accessing:

1 (Medica Elect MNN001 Substance Use Disorder (SUD) Outpatient (Medica Regional Service Area)) provider in 60 miles or 60 minutes

Service Areas

□ Medica Elect MNN001

60.66 miles



Access Detail By County

July 1, 2024

Created by...
Medica

Access Analysis
Substance Use Disorder (SUD)
Outpatient

Eligible / Provider Groups
National Proxy Census (Medica Elect MNN001)
Medica Elect MNN001 Substance Use Disorder (SUD) Outpatient (Medica Regional Service Area)

All Eligibles										
State Abbr	County	Eligible	Provider	Counts	With Access		Without Access		Average Distance	Average Time
		#	Standard	#	#	%	#	%	1	1
MN	Anoka	1,740	1 in 60 miles or 60 mins	34	1,740	100.0	0	0.0	2.8	3.6
	Benton	243	1 in 60 miles or 60 mins	6	243	100.0	0	0.0	4.5	4.9
	Brown	135	1 in 60 miles or 60 mins	1	135	100.0	0	0.0	10.7	11.7
	Carlton	180	1 in 60 miles or 60 mins	8	180	100.0	0	0.0	4.2	4.6
	Carver	795	1 in 60 miles or 60 mins	18	795	100.0	0	0.0	3.8	4.2
	Chisago	271	1 in 60 miles or 60 mins	2	271	100.0	0	0.0	7.7	8.4
	Dakota	1,818	1 in 60 miles or 60 mins	41	1,818	100.0	0	0.0	2.1	2.6
	Goodhue	227	1 in 60 miles or 60 mins	3	227	100.0	0	0.0	10.7	11.6
	Hennepin	5,098	1 in 60 miles or 60 mins	157	5,098	100.0	0	0.0	1.7	2.4
	Isanti	226	1 in 60 miles or 60 mins	6	226	100.0	0	0.0	5.5	5.9
	Kanabec	347	1 in 60 miles or 60 mins	2	347	100.0	0	0.0	5.9	6.3
	Kandiyohi	231	1 in 60 miles or 60 mins	7	231	100.0	0	0.0	5.1	5.5
	Lake	213	1 in 60 miles or 60 mins	4	211	99.1	2	0.9	21.4	23.3
	Le Sueur	145	1 in 60 miles or 60 mins	1	145	100.0	0	0.0	9.7	10.5
	McLeod	199	1 in 60 miles or 60 mins	4	199	100.0	0	0.0	4.2	4.5
	Meeker	512	1 in 60 miles or 60 mins	3	512	100.0	0	0.0	7.3	7.9
	Mille Lacs	305	1 in 60 miles or 60 mins	8	305	100.0	0	0.0	5.0	5.4
	Nicollet	161	1 in 60 miles or 60 mins	2	161	100.0	0	0.0	4.9	5.4
	Pine	298	1 in 60 miles or 60 mins	3	298	100.0	0	0.0	8.8	9.6
	Ramsey	2,586	1 in 60 miles or 60 mins	90	2,586	100.0	0	0.0	1.0	1.6
	Rice	308	1 in 60 miles or 60 mins	8	308	100.0	0	0.0	4.3	4.7
	Scott	601	1 in 60 miles or 60 mins	6	601	100.0	0	0.0	3.4	3.8
	Sherburne	498	1 in 60 miles or 60 mins	11	498	100.0	0	0.0	4.7	5.1
	Sibley	167	1 in 60 miles or 60 mins	0	167	100.0	0	0.0	15.5	16.8
	St. Louis	919	1 in 60 miles or 60 mins	47	919	100.0	0	0.0	9.6	10.5
	Wabasha	104	1 in 60 miles or 60 mins	1	104	100.0	0	0.0	11.1	12.2
	Washington	1,030	1 in 60 miles or 60 mins	32	1,030	100.0	0	0.0	2.5	3.0
	Wright	743	1 in 60 miles or 60 mins	11	743	100.0	0	0.0	4.5	4.9
	Grand Totals	20,100	1 in 60 miles or 60 mins	516	20,098	99.9	2	0.1	3.7	4.4

Substance Use Disorder (SUD) Inpatient/Medica Elect/MNN001

July 1, 2024

Created by...
Medica

Medica Elect MNN001 Substance Use Disorder (SUD) Inpatient

92 providers at 277 locations

■ All providers

Substance Use Disorder (SUD) Inpatient

Employee Group

National Proxy Census (Medica Elect MNN001)

Provider Group

Medica Elect MNN001 Substance Use Disorder (SUD) Inpatient (Medica Regional Service Area)

20,100 eligible locations

◆ With access (20,070)

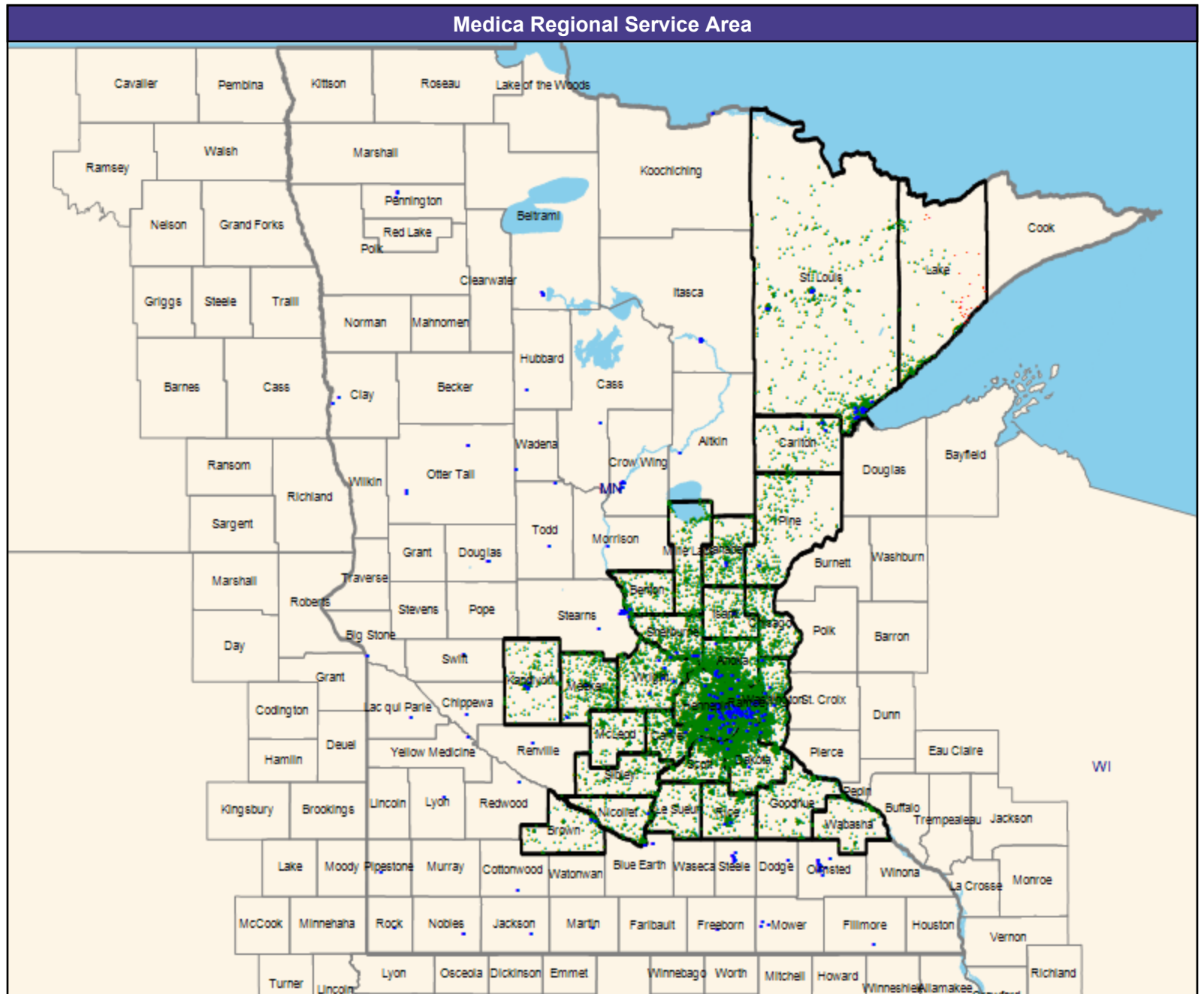
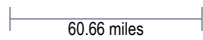
● Without access (30)

The Access Standard is defined as (National Proxy Census (Medica Elect MNN001)) eligibles accessing:

1 (Medica Elect MNN001 Substance Use Disorder (SUD) Inpatient (Medica Regional Service Area)) provider in 60 miles or 60 minutes

Service Areas

□ Medica Elect MNN001



Access Detail By County

July 1, 2024

Created by...
Medica

Access Analysis
Substance Use Disorder (SUD)
Inpatient

Eligible / Provider Groups
National Proxy Census (Medica Elect MNN001)
Medica Elect MNN001 Substance Use Disorder (SUD) Inpatient (Medica Regional Service Area)

All Eligibles										
State Abbr	County	Eligible	Provider	Counts	With Access		Without Access		Average Distance	Average Time
		#	Standard	#	#	%	#	%	1	1
MN	Anoka	1,740	1 in 60 miles or 60 mins	17	1,740	100.0	0	0.0	3.7	4.7
	Benton	243	1 in 60 miles or 60 mins	2	243	100.0	0	0.0	8.3	9.2
	Brown	135	1 in 60 miles or 60 mins	2	135	100.0	0	0.0	10.6	11.5
	Carlton	180	1 in 60 miles or 60 mins	3	180	100.0	0	0.0	7.7	8.3
	Carver	795	1 in 60 miles or 60 mins	3	795	100.0	0	0.0	5.5	6.1
	Chisago	271	1 in 60 miles or 60 mins	0	271	100.0	0	0.0	13.0	14.1
	Dakota	1,818	1 in 60 miles or 60 mins	8	1,818	100.0	0	0.0	4.9	5.9
	Goodhue	227	1 in 60 miles or 60 mins	0	227	100.0	0	0.0	22.1	24.1
	Hennepin	5,098	1 in 60 miles or 60 mins	71	5,098	100.0	0	0.0	2.4	3.4
	Isanti	226	1 in 60 miles or 60 mins	2	226	100.0	0	0.0	7.0	7.6
	Kanabec	347	1 in 60 miles or 60 mins	2	347	100.0	0	0.0	6.3	6.9
	Kandiyohi	231	1 in 60 miles or 60 mins	5	231	100.0	0	0.0	7.2	7.8
	Lake	213	1 in 60 miles or 60 mins	0	183	85.9	30	14.1	41.9	45.6
	Le Sueur	145	1 in 60 miles or 60 mins	0	145	100.0	0	0.0	15.5	16.9
	McLeod	199	1 in 60 miles or 60 mins	0	199	100.0	0	0.0	19.1	20.7
	Meeker	512	1 in 60 miles or 60 mins	4	512	100.0	0	0.0	8.5	9.2
	Mille Lacs	305	1 in 60 miles or 60 mins	0	305	100.0	0	0.0	21.9	23.9
	Nicollet	161	1 in 60 miles or 60 mins	1	161	100.0	0	0.0	5.3	5.8
	Pine	298	1 in 60 miles or 60 mins	1	298	100.0	0	0.0	17.7	19.3
	Ramsey	2,586	1 in 60 miles or 60 mins	38	2,586	100.0	0	0.0	1.8	2.7
	Rice	308	1 in 60 miles or 60 mins	3	308	100.0	0	0.0	8.9	9.7
	Scott	601	1 in 60 miles or 60 mins	2	601	100.0	0	0.0	7.8	8.9
	Sherburne	498	1 in 60 miles or 60 mins	7	498	100.0	0	0.0	6.5	7.1
	Sibley	167	1 in 60 miles or 60 mins	0	167	100.0	0	0.0	20.2	22.0
	St. Louis	919	1 in 60 miles or 60 mins	34	919	100.0	0	0.0	10.1	11.1
	Wabasha	104	1 in 60 miles or 60 mins	0	104	100.0	0	0.0	23.6	25.9
	Washington	1,030	1 in 60 miles or 60 mins	7	1,030	100.0	0	0.0	4.0	4.6
	Wright	743	1 in 60 miles or 60 mins	8	743	100.0	0	0.0	6.3	6.9
	Grand Totals	20,100	1 in 60 miles or 60 mins	220	20,070	99.9	30	0.1	6.1	7.1

Thoracic Surgery/Medica Elect/MNN001

July 1, 2024

Created by...
Medica

Medica Elect MNN001 Thoracic Surgery

124 providers at 85 locations

■ All providers

Thoracic Surgery

Employee Group

National Proxy Census (Medica Elect MNN001)

Provider Group

Medica Elect MNN001 Thoracic Surgery (Medica Regional Service Area)

20,100 eligible locations

◆ With access (19,503)

● Without access (597)

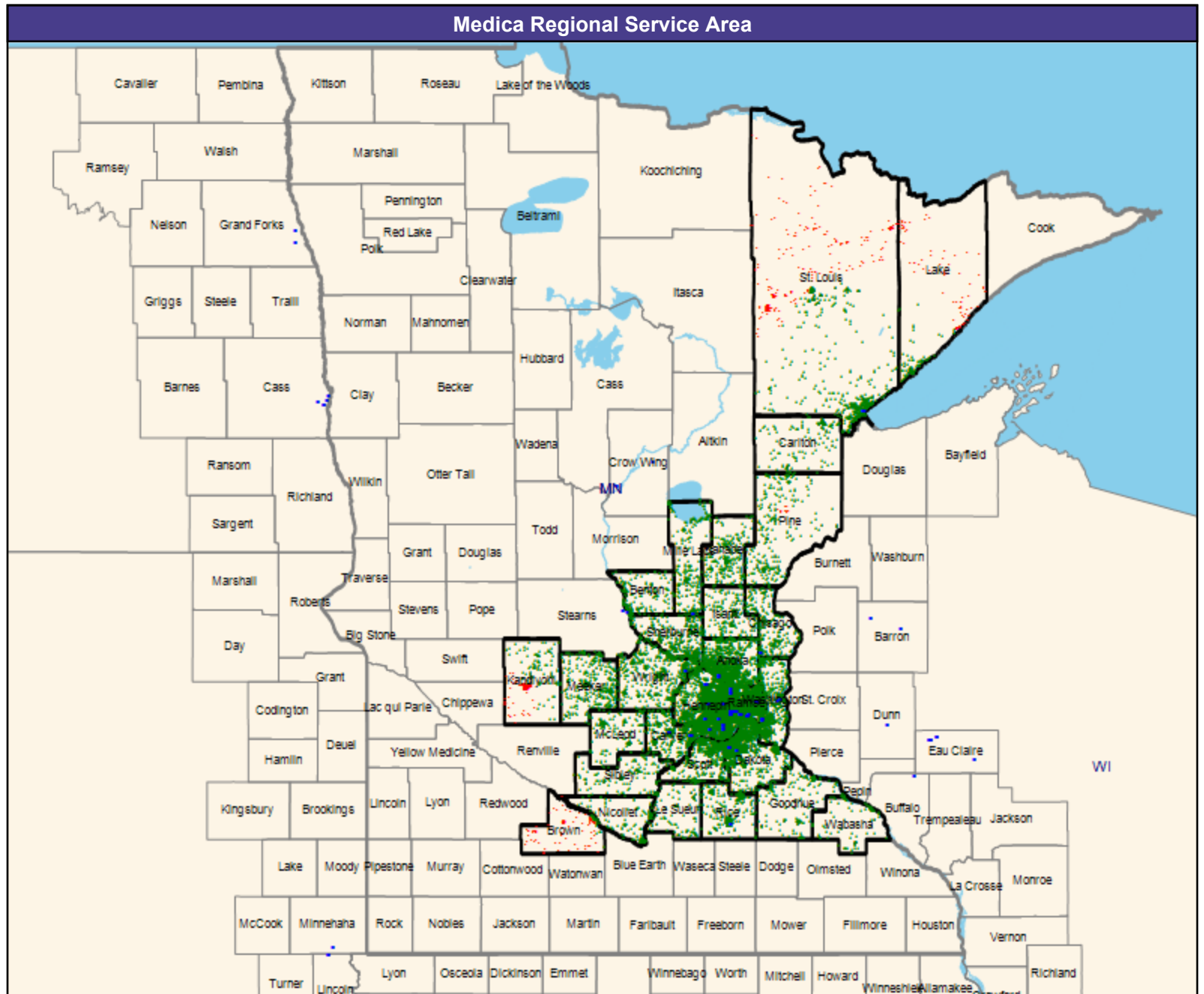
The Access Standard is defined as (National Proxy Census (Medica Elect MNN001)) eligibles accessing:

1 (Medica Elect MNN001 Thoracic Surgery (Medica Regional Service Area)) provider in 60 miles or 60 minutes

Service Areas

□ Medica Elect MNN001

60.66 miles



Access Detail By County

July 1, 2024

Created by...
Medica

Access Analysis
Thoracic Surgery
Eligible / Provider Groups
National Proxy Census (Medica Elect MNN001)
Medica Elect MNN001 Thoracic Surgery (Medica Regional Service Area)

All Eligibles										
State Abbr	County	Eligible	Provider	Counts	With Access		Without Access		Average Distance	Average Time
		#	Standard	#	#	%	#	%	1	1
MN	Anoka	1,740	1 in 60 miles or 60 mins	17	1,740	100.0	0	0.0	6.4	8.4
	Benton	243	1 in 60 miles or 60 mins	0	243	100.0	0	0.0	8.9	10.4
	Brown	135	1 in 60 miles or 60 mins	0	26	19.3	109	80.7	67.4	73.4
	Carlton	180	1 in 60 miles or 60 mins	0	180	100.0	0	0.0	29.5	40.2
	Carver	795	1 in 60 miles or 60 mins	10	795	100.0	0	0.0	5.3	5.9
	Chisago	271	1 in 60 miles or 60 mins	2	271	100.0	0	0.0	14.9	16.2
	Dakota	1,818	1 in 60 miles or 60 mins	9	1,818	100.0	0	0.0	6.6	9.0
	Goodhue	227	1 in 60 miles or 60 mins	0	227	100.0	0	0.0	31.5	35.2
	Hennepin	5,098	1 in 60 miles or 60 mins	199	5,098	100.0	0	0.0	3.3	5.0
	Isanti	226	1 in 60 miles or 60 mins	0	226	100.0	0	0.0	17.5	19.1
	Kanabec	347	1 in 60 miles or 60 mins	0	347	100.0	0	0.0	33.2	36.2
	Kandiyohi	231	1 in 60 miles or 60 mins	0	106	45.9	125	54.1	57.7	67.9
	Lake	213	1 in 60 miles or 60 mins	0	125	58.7	88	41.3	50.8	71.7
	Le Sueur	145	1 in 60 miles or 60 mins	0	145	100.0	0	0.0	25.1	27.4
	McLeod	199	1 in 60 miles or 60 mins	0	199	100.0	0	0.0	25.4	27.7
	Meeker	512	1 in 60 miles or 60 mins	0	512	100.0	0	0.0	37.8	43.6
	Mille Lacs	305	1 in 60 miles or 60 mins	0	305	100.0	0	0.0	18.9	20.6
	Nicollet	161	1 in 60 miles or 60 mins	0	160	99.4	1	0.6	42.6	46.5
	Pine	298	1 in 60 miles or 60 mins	0	288	96.6	10	3.4	46.7	52.2
	Ramsey	2,586	1 in 60 miles or 60 mins	50	2,586	100.0	0	0.0	2.9	4.7
	Rice	308	1 in 60 miles or 60 mins	1	308	100.0	0	0.0	10.0	10.9
	Scott	601	1 in 60 miles or 60 mins	0	601	100.0	0	0.0	9.7	11.3
	Sherburne	498	1 in 60 miles or 60 mins	1	498	100.0	0	0.0	11.3	12.4
	Sibley	167	1 in 60 miles or 60 mins	0	167	100.0	0	0.0	33.1	36.1
	St. Louis	919	1 in 60 miles or 60 mins	21	655	71.3	264	28.7	35.1	49.3
	Wabasha	104	1 in 60 miles or 60 mins	0	104	100.0	0	0.0	39.2	42.7
	Washington	1,030	1 in 60 miles or 60 mins	7	1,030	100.0	0	0.0	5.5	6.6
	Wright	743	1 in 60 miles or 60 mins	2	743	100.0	0	0.0	13.8	15.2
	Grand Totals	20,100	1 in 60 miles or 60 mins	319	19,503	97.0	597	3.0	12.2	15.2

Urology/Medica Elect/MNN001

July 1, 2024

Created by...
Medica

Medica Elect MNN001 Urology

308 providers at 242 locations

■ All providers

Urology

Employee Group

National Proxy Census (Medica Elect MNN001)

Provider Group

Medica Elect MNN001 Urology
(Medica Regional Service Area)

20,100 eligible locations

◆ With access (20,100)

● Without access (0)

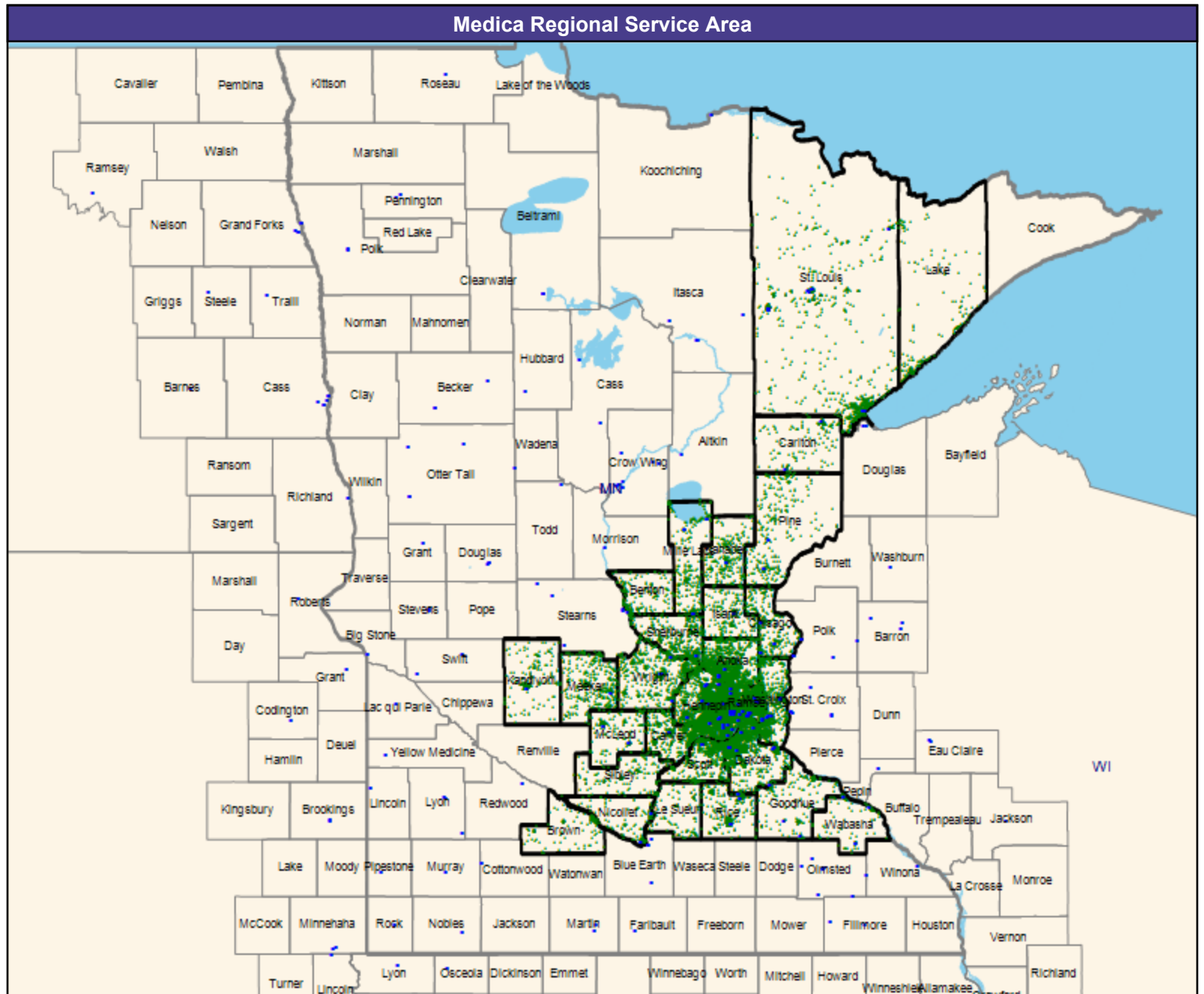
The Access Standard is defined as
(National Proxy Census (Medica Elect MNN001)) eligibles accessing:

1 (Medica Elect MNN001 Urology
(Medica Regional Service Area))
provider in 60 miles or 60 minutes

Service Areas

□ Medica Elect MNN001

60.66 miles



Access Detail By County

July 1, 2024

Created by...
Medica

Access Analysis
Urology
Eligible / Provider Groups
National Proxy Census (Medica Elect MNN001)
Medica Elect MNN001 Urology (Medica Regional Service Area)

All Eligibles										
State Abbr	County	Eligible	Provider	Counts	With Access		Without Access		Average Distance	Average Time
		#	Standard	#	#	%	#	%	1	1
MN	Anoka	1,740	1 in 60 miles or 60 mins	28	1,740	100.0	0	0.0	5.1	6.4
	Benton	243	1 in 60 miles or 60 mins	0	243	100.0	0	0.0	8.8	9.8
	Brown	135	1 in 60 miles or 60 mins	0	135	100.0	0	0.0	27.1	29.5
	Carlton	180	1 in 60 miles or 60 mins	7	180	100.0	0	0.0	7.0	7.6
	Carver	795	1 in 60 miles or 60 mins	6	795	100.0	0	0.0	6.9	7.9
	Chisago	271	1 in 60 miles or 60 mins	20	271	100.0	0	0.0	5.4	5.9
	Dakota	1,818	1 in 60 miles or 60 mins	27	1,818	100.0	0	0.0	3.8	4.9
	Goodhue	227	1 in 60 miles or 60 mins	3	227	100.0	0	0.0	10.0	10.9
	Hennepin	5,098	1 in 60 miles or 60 mins	259	5,098	100.0	0	0.0	2.8	4.3
	Isanti	226	1 in 60 miles or 60 mins	10	226	100.0	0	0.0	6.9	7.5
	Kanabec	347	1 in 60 miles or 60 mins	3	347	100.0	0	0.0	6.1	6.6
	Kandiyohi	231	1 in 60 miles or 60 mins	9	231	100.0	0	0.0	7.6	8.3
	Lake	213	1 in 60 miles or 60 mins	0	213	100.0	0	0.0	37.4	42.7
	Le Sueur	145	1 in 60 miles or 60 mins	0	145	100.0	0	0.0	14.6	15.9
	McLeod	199	1 in 60 miles or 60 mins	2	199	100.0	0	0.0	6.1	6.6
	Meeker	512	1 in 60 miles or 60 mins	1	512	100.0	0	0.0	11.3	12.3
	Mille Lacs	305	1 in 60 miles or 60 mins	2	305	100.0	0	0.0	9.3	10.1
	Nicollet	161	1 in 60 miles or 60 mins	4	161	100.0	0	0.0	7.5	8.2
	Pine	298	1 in 60 miles or 60 mins	4	298	100.0	0	0.0	9.3	10.1
	Ramsey	2,586	1 in 60 miles or 60 mins	91	2,586	100.0	0	0.0	2.3	3.7
	Rice	308	1 in 60 miles or 60 mins	9	308	100.0	0	0.0	5.2	5.7
	Scott	601	1 in 60 miles or 60 mins	7	601	100.0	0	0.0	7.8	8.8
	Sherburne	498	1 in 60 miles or 60 mins	4	498	100.0	0	0.0	6.6	7.2
	Sibley	167	1 in 60 miles or 60 mins	0	167	100.0	0	0.0	17.3	18.9
	St. Louis	919	1 in 60 miles or 60 mins	53	919	100.0	0	0.0	9.2	10.4
	Wabasha	104	1 in 60 miles or 60 mins	4	104	100.0	0	0.0	5.1	5.5
	Washington	1,030	1 in 60 miles or 60 mins	65	1,030	100.0	0	0.0	4.4	5.2
	Wright	743	1 in 60 miles or 60 mins	12	743	100.0	0	0.0	7.1	7.8
	Grand Totals	20,100	1 in 60 miles or 60 mins	630	20,100	100.0	0	0.0	5.6	6.8

Vascular Surgery/Medica Elect/MNN001

July 1, 2024

Created by...
Medica

Medica Elect MNN001 Vascular Surgery

128 providers at 157 locations

■ All providers

Vascular Surgery

Employee Group

National Proxy Census (Medica Elect MNN001)

Provider Group

Medica Elect MNN001 Vascular Surgery (Medica Regional Service Area)

20,100 eligible locations

◆ With access (20,098)

● Without access (2)

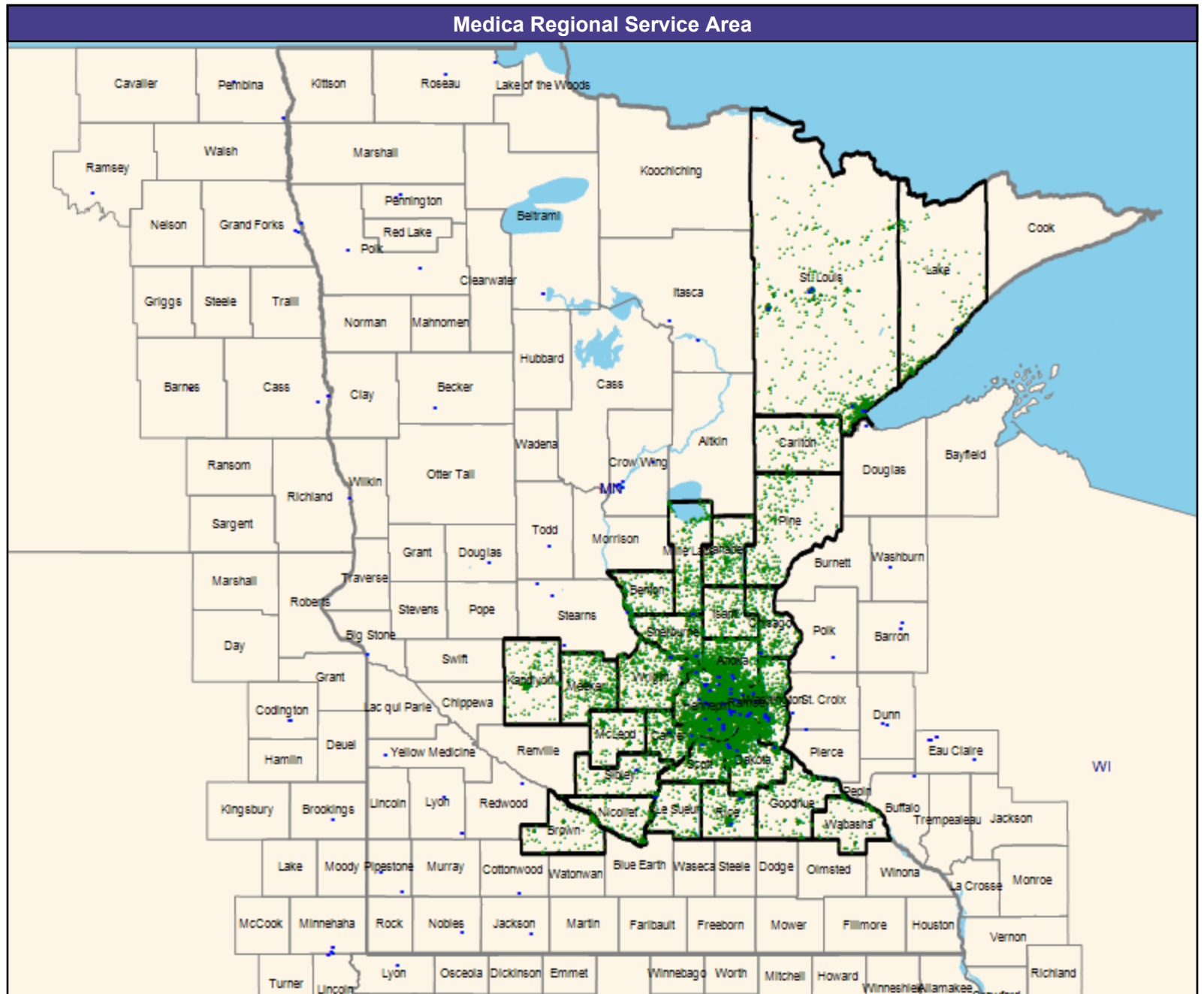
The Access Standard is defined as (National Proxy Census (Medica Elect MNN001)) eligibles accessing:

1 (Medica Elect MNN001 Vascular Surgery (Medica Regional Service Area)) provider in 60 miles or 60 minutes

Service Areas

□ Medica Elect MNN001

60.66 miles



Access Detail By County

July 1, 2024

Created by...
Medica

Access Analysis
Vascular Surgery
Eligible / Provider Groups
National Proxy Census (Medica Elect MNN001)
Medica Elect MNN001 Vascular Surgery (Medica Regional Service Area)

All Eligibles										
State Abbr	County	Eligible	Provider	Counts	With Access		Without Access		Average Distance	Average Time
		#	Standard	#	#	%	#	%	1	1
MN	Anoka	1,740	1 in 60 miles or 60 mins	25	1,740	100.0	0	0.0	4.7	6.0
	Benton	243	1 in 60 miles or 60 mins	0	243	100.0	0	0.0	9.1	10.7
	Brown	135	1 in 60 miles or 60 mins	0	135	100.0	0	0.0	31.8	34.6
	Carlton	180	1 in 60 miles or 60 mins	0	180	100.0	0	0.0	26.4	28.7
	Carver	795	1 in 60 miles or 60 mins	10	795	100.0	0	0.0	5.4	6.0
	Chisago	271	1 in 60 miles or 60 mins	7	271	100.0	0	0.0	14.9	16.2
	Dakota	1,818	1 in 60 miles or 60 mins	20	1,818	100.0	0	0.0	5.3	7.4
	Goodhue	227	1 in 60 miles or 60 mins	0	227	100.0	0	0.0	22.6	24.6
	Hennepin	5,098	1 in 60 miles or 60 mins	173	5,098	100.0	0	0.0	2.9	4.4
	Isanti	226	1 in 60 miles or 60 mins	0	226	100.0	0	0.0	17.4	19.0
	Kanabec	347	1 in 60 miles or 60 mins	0	347	100.0	0	0.0	33.2	36.2
	Kandiyohi	231	1 in 60 miles or 60 mins	0	231	100.0	0	0.0	26.6	28.9
	Lake	213	1 in 60 miles or 60 mins	1	213	100.0	0	0.0	26.9	30.0
	Le Sueur	145	1 in 60 miles or 60 mins	3	145	100.0	0	0.0	14.6	15.9
	McLeod	199	1 in 60 miles or 60 mins	0	199	100.0	0	0.0	22.3	24.3
	Meeker	512	1 in 60 miles or 60 mins	0	512	100.0	0	0.0	25.3	27.6
	Mille Lacs	305	1 in 60 miles or 60 mins	0	305	100.0	0	0.0	18.9	20.6
	Nicollet	161	1 in 60 miles or 60 mins	0	161	100.0	0	0.0	19.2	20.9
	Pine	298	1 in 60 miles or 60 mins	0	298	100.0	0	0.0	45.1	49.2
	Ramsey	2,586	1 in 60 miles or 60 mins	35	2,586	100.0	0	0.0	2.3	3.7
	Rice	308	1 in 60 miles or 60 mins	3	308	100.0	0	0.0	5.6	6.0
	Scott	601	1 in 60 miles or 60 mins	4	601	100.0	0	0.0	7.7	8.7
	Sherburne	498	1 in 60 miles or 60 mins	5	498	100.0	0	0.0	6.6	7.2
	Sibley	167	1 in 60 miles or 60 mins	3	167	100.0	0	0.0	11.0	12.0
	St. Louis	919	1 in 60 miles or 60 mins	32	917	99.8	2	0.2	11.7	13.2
	Wabasha	104	1 in 60 miles or 60 mins	0	104	100.0	0	0.0	38.9	42.4
	Washington	1,030	1 in 60 miles or 60 mins	7	1,030	100.0	0	0.0	6.2	7.3
	Wright	743	1 in 60 miles or 60 mins	18	743	100.0	0	0.0	11.3	12.5
	Grand Totals	20,100	1 in 60 miles or 60 mins	346	20,098	99.9	2	0.1	8.6	10.2

Home Health/Medica Elect/MNN001

July 1, 2024

Medica Elect MNN001 Home Health Care Agency

162 providers at 204 locations

■ All providers

Service Areas

- Medica Elect MNN001 - Home Health
- Medica Elect MNN001

60.66 miles

