




















Blastomycosis Outbreaks in Minnesota by Year and County, 1999-2023

Outbreak Year, County	Number of Human Cases	Number of Animal Cases
1999 St. Louis County		
		
2005 Chisago County		
2009 Aitkin County		
2010-11 Cass County		
2012 Crow Wing Co.		
2014 Beltrami Co.		
2014 Lake County		
2017 Itasca County		
2019-22 Chisago Co.		
2021-22 St. Louis Co.		
2023-24 Chisago Co.		

Notes:

- Outbreaks are defined as multiple cases closely related by time and geography with numbers that are above the expected baseline for the area.
- Solid icons represent confirmed cases of blastomycosis, while outlined icons represent probable cases.
- Five blastomycosis outbreaks involving Minnesota residents have occurred with exposures in Wisconsin and Canada.